

Designed to fit the standard electrical Ø22mm knock out, they can provide dual pneumatic and electrical output signals. A variety of button and switch actuators are available.

- Facia mounted operation
- 3/2 NO or NC
- Modular construction
- Wide range of actuators
- Dual pneumatic and electrical output signal




 **For ATEX specific products contact Sales Office**


Flow characteristics	
<b>PXB-B3••</b>	Q <sub>max</sub> = 60 l/min Q <sub>n</sub> = 30 l/min
<b>PXB-B4••</b>	Q <sub>max</sub> = 240 l/min Q <sub>n</sub> = 120 l/min
Connections	Ø 4 mm push-in

Operating information	
<b>Push button valves - Visual indicators</b>	
Working pressure	
PXB-B3••	1 to 9 bar
PXB-B4••	1 to 10 bar
PXV-••	1 to 8 bar
Working temperature	-15°C to +60°C
ATEX approval:	CE Ex II 3 GD


**Spring return push buttons**

Symbol	Flow	Order code
	60 l/min	<b>PXB-B3111BA2</b>
	240 l/min	<b>PXB-B4131BA2</b>

Black - With 1 NC valve


Symbol	Flow	Order code
	60 l/min	<b>PXB-B3111BA3</b>
	240 l/min	<b>PXB-B4131BA3</b>

Green - With 1 NC valve


Symbol	Flow	Order code
	60 l/min	<b>PXB-B3111BA4</b>
	240 l/min	<b>PXB-B4131BA4</b>

Red - With 1 NC valve

**Mushroom head push buttons**


Symbol	Flow	Order code
	60 l/min	<b>PXB-B3111BC2</b>
	240 l/min	<b>PXB-B4131BC2</b>

Black - Spring return - With 1 NC valve

Symbol	Flow	Order code
	60 l/min	<b>PXB-B3111BT4</b>
	240 l/min	<b>PXB-B4131BT4</b>

Red - Latching - With 1 NC valve

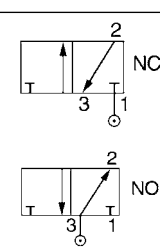
**Selector switches**

Symbol	Flow	Order code
	60 l/min	<b>PXB-B3111BD2</b>
	240 l/min	<b>PXB-B4131BD2</b>

Black - 2 positions - With 1 NC valve

**Additional switch valves, electrical contact block and mounting brackets**

Symbol	Flow	Order code	Contact	Order code
	60 l/min NC	<b>PXB-B3911</b>	Normally open NO	<b>ZBE-101</b>
	240 l/min NC	<b>PXB-B4931</b>	Normally closed NC	<b>ZBE-102</b>
	60 l/min NO	<b>PXB-B3921</b>		
	240 l/min NO	<b>PXB-B4931</b>		
	60 l/min NC	<b>PXB-B3912</b>		
	60 l/min NO	<b>PXB-B3922</b>		




All PXB-B4 valves can be connected either as normally closed 3/2 valve (NC) or normally open 3/2 valve (NO) as required, by connecting the primary air supply to port 1 or port 3.

Symbol	Flow	Order code	Description	Order code
	60 l/min NC	<b>PXB-B3111B</b>	 Mounting block	<b>ZB4-BZ009</b>
	60 l/min NO	<b>PXB-B3121B</b>		


**Spring return push buttons**

**Spring return**

	Colour	Order code
	Black	<b>ZB4-BA2</b>
	Green	<b>ZB4-BA3</b>
	Red	<b>ZB4-BA4</b>

Flush


**Mushroom head**

	Colour	Order code
	Black	<b>ZB4-BC2</b>
	Green	<b>ZB4-BC3</b>
	Red	<b>ZB4-BC4</b>

Ø40 mm  
spring return


**Selector switches**

**Black handle**

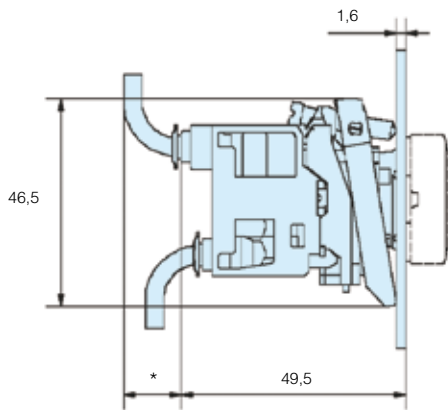
	Function	Order code
	2 positions fixed	<b>ZB4-BD2</b>
	3 positions fixed	<b>ZB4-BD3</b>

Standard

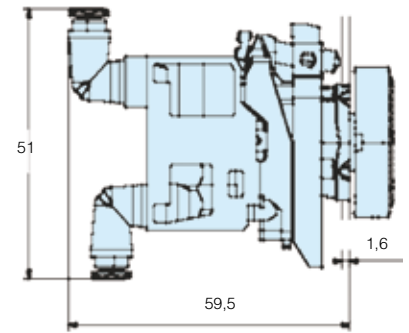
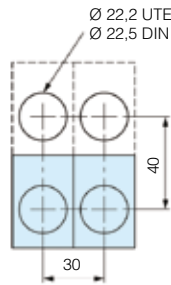
**Visual indicators**

	Colour actuated	Colour unactuated	Order code
	Green	Black	<b>PXV-F131</b>
	Red	Black	<b>PXV-F141</b>
	Yellow	Black	<b>PXV-F151</b>
	Blue	Black	<b>PXV-F161</b>
	White	Black	<b>PXV-F111</b>
	Green	Red	<b>PXV-F1314</b>

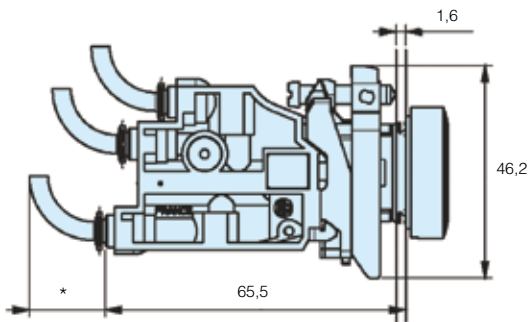
**PXB-B3**



Body width 30mm  
 \* With 2 x 4mm tube = 10  
 With 2,7 x 4mm tube = 15



**PXB-B4**



Body width 30mm  
 \* With 2 x 4mm tube = 10  
 With 2,7 x 4mm tube = 15

