

[Link to Master Table of Contents](#)

[Link to Section Table of Contents](#)

# Adapters

Conversion Adapters

Diagnostic, Orifice, Bleed  
Adapters and Specialty Fittings

EO and EO-2 Metric Bite Type  
Adapters

Ferulok® Flareless Bite Type  
Fittings

Hydraulic Flanges and  
Components

Intrulok® Flareless Bite Type  
Fittings

JIS Fittings

K4 BSP Adapters

Komatsu® Style Adapters

O-Rings and Seals

Pipe Fittings and Port Adapters


Pipe Swivels

PS Series

S Series

Seal-Lok™ O-Ring Adapters

Triple-Lok® and Triple-Lok® 2  
37° Flare Adapters



ENGINEERING YOUR SUCCESS.

## Table of Contents

Visual Index .....	F3
Seal-Lok™ O-Ring Adapters .....	F20
Seal-Lok Adapters meet or exceed the strict requirements of SAE J1453 and ISO 8434-3. The proven leak-free o-ring face seal connection is suitable for a wide range of hose and tube sizes, and comes with a wide variety of port end options. It uses a patented high durometer Trap Seal to maximize retention in the precision machined groove, and the flat face gives the adapter zero clearance for easy and fast drop-in installation. Seal-Lok has pressure ratings up to 9200 PSI (size dependent) and is available in steel and stainless steel.	
Triple-Lok® and Triple-Lok® 2 37° Flare Adapters .....	F32
Triple-Lok 37° Flare JIC adapters meet or exceed the strict requirements of SAE J514 and ISO 8434-2 industry standards. With a small seal area, this fitting results in a compact design, low assembly torque, and a relatively high-pressure capability (up to 7500 PSI, depending on the size). It is available in a broad line of configurations and port end options.	
Ferulok® Flareless Bite Type Fittings .....	F48
Ferulok fitting bodies are available in over thirty configurations. The body alone is often used as a hose adapter. Sealing occurs between the 24° fitting body and the proper hose fitting swivel. All shapes are forged.	
Intrulok® Flareless Bite Type Fittings .....	F52
EO and EO-2 Metric Bite Type Adapters .....	F53
EO and EO-2 Adapters meet or exceed DIN 2353 and ISO 8434-1. These adapters are available in a wide range of inch and metric port ends.	
Pipe Fittings and Port Adapters .....	F80
Parker's Pipe Fittings and Port Adapters offer a wide range of thread types including NPT, NPTF, BSPT, BSPP, SAE UN/UNF, and Metric. All threads offered by Parker conform to industry specifications. Offered in steel, stainless steel and brass, these fittings have a working pressure of up to 7200 PSI, depending on the size and material.	
Pipe Swivels .....	F89
The female swivel end of these adapters is a straight pipe thread (NPSM) with a 30° seat. All male pipe fittings that are used with these female pipe swivel adapters must have a 30° seat in order to effect a proper seal. Parker male pipe hose fittings and male by female pipe swivel adapters contain this 30° seat.	
JIS Fittings .....	F91
Japanese Industrial Standard (JIS) adapters are designed with BSPP and BSPT port ends and two styles of hose ends: T4 (30° flare, BSPP threads) and P4 (60° cone, BSPP threads). JIS adapters meet JIS B2351 and B8363 standards. Offered in steel and has a working pressure of up to 5000 PSI, depending on the size.	
K4 BSP Adapters .....	F93
Komatsu® Style Adapters.....	F95
Parker's Komatsu Style Adapters are available in five configurations and are manufactured to meet Komatsu's design. Offered in steel and has a working pressure up to 4000 PSI, depending on the size.	



**Conversion Adapters** ..... F96

Conversion Adapters feature many different tube/hose ends conversions: 37° Flare, ORFS, ORFS Swivel, 37° Flare Swivel, SAE Flareless, 24° Flareless Metric Swivel, SAE Flareless Bulkhead, BSPP 60° Cone Swivel, and Metric Swivel. Offered in steel, stainless steel and brass depending on adapter, and have working pressure up to 7700 PSI, depending on size.

**Hydraulic Flanges and Components**..... F97

Parker's Hydraulic Flanges and Components conform to SAE J518 and ISO 6162-1 and -2. Proven to be a leak-free connection that is suited for larger sizes and has achieved world-wide acceptance. Offered in steel and stainless steel, and has a working pressure of up to 6000 PSI through 2".

**Diagnostic, Orifice, Bleed Adapters and Specialty Fittings**..... F111

These lines of adapters offer a customer speciality-type connections specifically designed for diagnostic, fixed flow control and bleeding applications.

**PS Series**..... F115

The PS Series Swivel has pressure capabilities up to 5000 PSI, 1/4" through 2" body sizes, and a variety of port and seal options to make the PS Series Swivels ideal for an array of dynamic applications.

**S Series** ..... F120











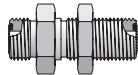
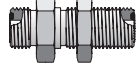
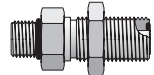

S Series Swivels have a pressure balanced design with a compact forged body. The pressure balanced design prevents a significant increase in torque as the fluid pressure rises. The forged housing provides superior performance and durability in demanding applications. This product is ideal for eliminating hose twist, torque, and stress in situations where there is minimal side load to the swivel.

**"How to Order" Information** ..... 14, 15

**Chemical Compatibility Guide**..... O10, [www.parker.com](http://www.parker.com)

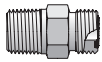
## Visual Index

### Seal-Lok™ O-Ring Face Seal Tube Fittings

<b>Nuts, Sleeves, Locknuts</b>	<b>BL</b> Tube Nut page F20 	<b>BML</b> Tube Nut - mm Hex page F20 	<b>TPLS (Metric)</b> Parflange Sleeve page F20 	<b>TPL (Inch)</b> Parflange Sleeve page F20 	<b>TL (Inch)</b> Braze Reducer Sleeve page F20 
	<b>TLS (Metric)</b> Braze Reducer Sleeve page F21 	<b>SBR (Inch and Metric)</b> Braze Ring page F21 	<b>WLNL</b> Bulkhead Locknut page F21 	<b>WLNML</b> Blkhd Locknut - mm Hex page F21 	<b>Straights</b>
<b>HMLO</b> Union - mm Hex page F21 	<b>WLO</b> Bulkhead Union page F21 	<b>WMLO</b> Bulkhead Union - mm Hex page F22 	<b>WF5OLO</b> ORFS Blkhd / SAE-ORB page F22 	<b>F5OLO</b> ORFS / SAE-ORB page F22 	

## Seal-Lok™ O-Ring Face Seal Tube Fittings (Continued)

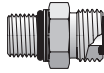
**FLO**  
ORFS / NPTF  
page F22



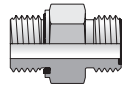
**GLO**  
ORFS / NPTF  
page F23



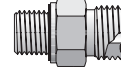
**F87OMLO**  
ORFS / ISO 6149  
page F23



**F82EDMLO**  
ORFS / Metric-ED  
page F23



**F42EDMLO**  
ORFS / BSPP-ED  
page F23



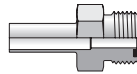
**LOHB3**  
ORFS / Braze Socket  
page F24



**MMLOHB3**  
ORFS / Braze - mm Hex  
page F24

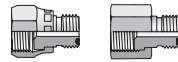


**LOHT3**  
ORFS / Tube Weld  
page F24



**Straight Swivels**

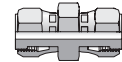
**TRLON**  
Tube End Reducer  
page F24



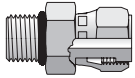
**LOHL6**  
Extender and Expander  
page F25



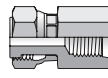
**HL6**  
ORFS Swivel Union  
page F25



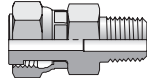
**F65OL**  
ORFS Swivel / SAE-ORB  
page F25



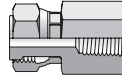
**G65L**  
ORFS Swivel / SAE-ORB  
page F25



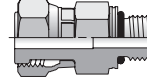
**F6L**  
ORFS Swivel / NPTF  
page F25



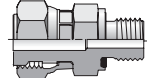
**G6L**  
ORFS Swivel / NPTF  
page F25



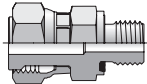
**F687OML**  
ORFS Swivel / ISO 6149  
page F25



**F682EDML**  
ORFS Swivel / Metric-ED  
page F25

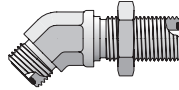


**F642EDML**  
ORFS Swivel / BSPP-ED  
page F25

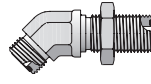


**45° Elbows**

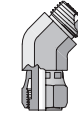
**WNLO**  
Bulkhead Union  
page F26



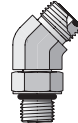
**WNMLO**  
Bulkhead Union - mm Hex  
page F26



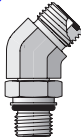
**V6LO**  
ORFS Swivel Elbow  
page F26



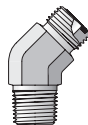
**V5OLO**  
ORFS / SAE-ORB  
page F26



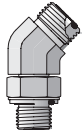
**V87OMLO**  
ORFS / ISO 6149  
page F26



**VLO**  
ORFS / NPTF  
page F26



**V40MLO**  
ORFS / BSPP-ORR  
page F26

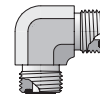


**90° Elbows**

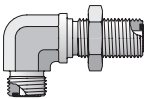
**ELO**  
Union Elbow  
page F27



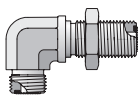
**EMLO**  
Union Elbow - mm Hex  
page F27



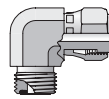
**WELO**  
Bulkhead Union  
page F27



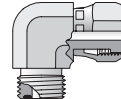
**WEMLO**  
Bulkhead Union - mm Hex  
page F27



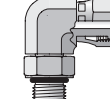
**C6LO**  
ORFS Swivel Elbow  
page F27



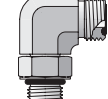
**C6MLO**  
Swivel Elbow - mm Hex  
page F27



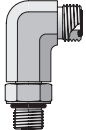
**AOEL6**  
ORFS Swivel / SAE-ORB  
page F27



**C5OLO**  
ORFS / SAE-ORB  
page F28



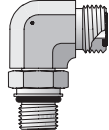
**CC5OLO**  
ORFS / SAE-ORB - Long  
page F28



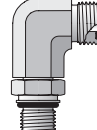
**CLO**  
ORFS / NPTF  
page F28



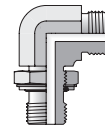
**C87OMLO**  
ORFS / ISO 6149  
page F28



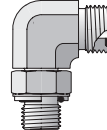
**CC87OMLO**  
ORFS / ISO 6149 - Long  
page F28



**C8OMLO**  
ORFS / Metric-ORR  
page F28

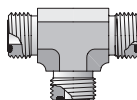


**C4OMLO**  
ORFS / BSPP-ORR  
page F29

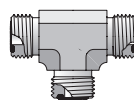


**Tees**

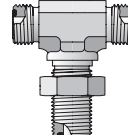
**JLO**  
Union Tee  
page F29



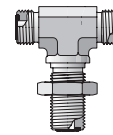
**JMLO**  
Union Tee - mm Hex  
page F29



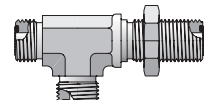
**WJLO**  
Bulkhead Branch  
page F29



**WJMLO**  
Blkhd Branch - mm Hex  
page F29

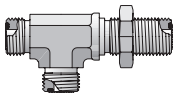


**WJJLO**  
Bulkhead Run  
page F29

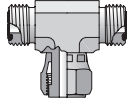


## Seal-Lok™ O-Ring Face Seal Tube Fittings (Continued)

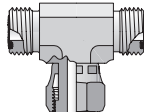
**WJLMLO**  
Bulkhead Run - mm Hex  
page F29



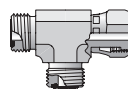
**S6LO**  
ORFS Swivel Branch  
page F30



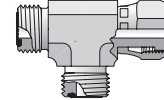
**S6MLO**  
Swivel Branch - mm Hex  
page F30



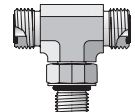
**R6LO**  
ORFS Swivel Run  
page F30



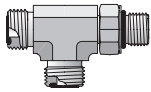
**R6MLO**  
Swivel Run - mm Hex  
page F30



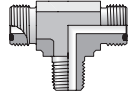
**S5OLO**  
SAE-ORB Branch Tee  
page F30



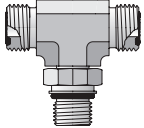
**R5OLO**  
SAE-ORB Run Tee  
page F30



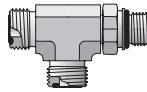
**SLO**  
NPTF Branch Tee  
page F30



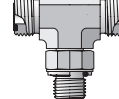
**S87OMLO**  
ISO 6149 Branch Tee  
page F31



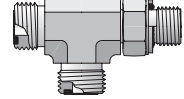
**R87OMLO**  
ISO 6149 Run Tee  
page F31



**S40MLO**  
BSPP-ORR Branch Tee  
page F31

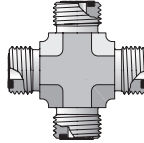


**R40MLO**  
BSPP-ORR Run Tee  
page F31



**Crosses**

**KLO**  
Union Cross  
page F31



**Plugs, Caps and Bleed Adapters**

**PNLO**  
ORFS Plug  
page F31



**PNMLO**  
ORFS Plug - mm Hex  
page F31



**FNL**  
ORFS Cap  
page F32



**FNML**  
ORFS Cap - mm Hex  
page F32



## Triple-Lok® and Triple-Lok® 2 37° Flare Tube Fittings

**Nuts, Sleeves, Locknuts**

**BTX**  
Nut  
page F32



**TX and TX Metric**  
Sleeve  
page F32



**WLN**  
Bulkhead Locknut  
page F32

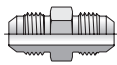


**SBR**  
Braze Ring  
page F33

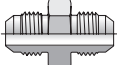


**Straights**

**HTX**  
Union  
page F33



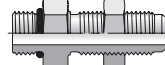
**LHTX**  
Large Hex Union  
page F33



**WTX**  
Bulkhead Union  
page F33



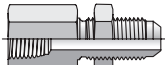
**WF5OX**  
SAE-ORB / 37° Bulkhead  
page F33



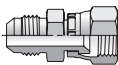
**WFTX**  
NPTF / 37° Bulkhead  
page F33



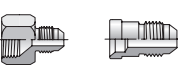
**WGTX**  
NPTF / 37° Bulkhead  
page F34



**XXH6**  
Extender and Expander  
page F34



**TRTX / TRTXN**  
Reducer  
page F34



**F5OX**  
SAE-ORB / 37° Flare  
page F34



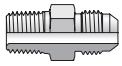
**FF5OX**  
SAE-ORB / 37° - Long  
page F35



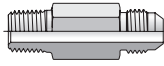
**XHB3**  
Braze Socket / 37° Flare  
page F35



**FTX**  
NPTF / 37° Flare  
page F35



**FFTX**  
NPTF / 37° Flare - Long  
page F35



**GTX**  
NPTF / 37° Flare  
page F35



**F87OMX**  
ISO 6149 / 37° Flare  
page F36



**F82EDMX**  
Metric-ED / 37° Flare  
page F36



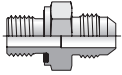
**F80MX**  
Metric-ORR / 37° Flare  
page F36



## Triple-Lok® and Triple-Lok® 2 37° Flare Tube Fittings (Continued)

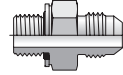
**F42EDMX**

BSPP-ED / 37° Flare  
page F36



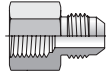
**F4OMX**

BSPP-ORR / 37° Flare  
page F37



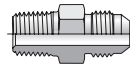
**G4MX**

BSPP / 37° Flare  
page F37



**F3MX**

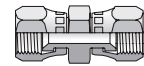
BSPT / 37° Flare  
page F37



**Straight Swivels**

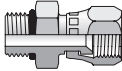
**HX6**

37° Swivel Union  
page F37



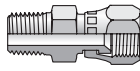
**F65OX**

SAE-ORB / 37° Swivel  
page F37



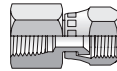
**F6X**

NPTF / 37° Swivel  
page F38



**G6X**

NPTF / 37° Swivel  
page F37



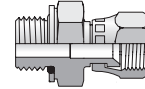
**F687OMX**

ISO-6149 / 37° Swivel  
page F38



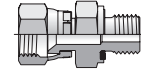
**F68OMX**

Metric-ORR / 37° Swivel  
page F38



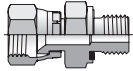
**F682EDMX**

Metric-ED / 37° Swivel  
page F38



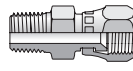
**F642EDMX**

BSPP-ED / 37° Swivel  
page F38



**F63MX**

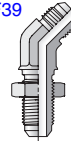
BSPT / 37° Swivel  
page F38



**45° Elbows**

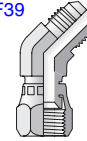
**WNTX**

Bulkhead Union  
page F39



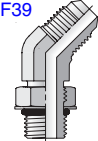
**V6X**

37° Swivel Elbow  
page F39



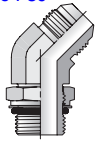
**V5OX**

SAE-ORB / 37° Flare  
page F39



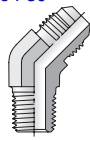
**V87OMX**

ISO-6149 / 37° Flare  
page F39



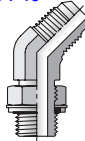
**VTX**

NPTF / 37° Flare  
page F39



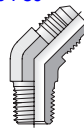
**V40MX**

BSPP-ORR / 37° Flare  
page F40



**V3MX**

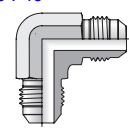
BSPT / 37° Flare  
page F39



**90° Elbows**

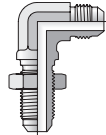
**ETX**

Union Elbow  
page F40



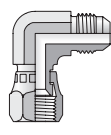
**WETX**

Bulkhead Union  
page F40



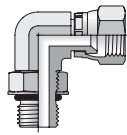
**C6X**

37° Swivel Elbow  
page F40



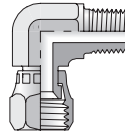
**AOEX6**

SAE-ORB / 37° Swivel  
page F40



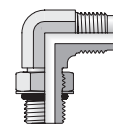
**X6EF**

NPTF / 37° Swivel  
page F40



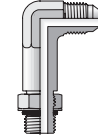
**C5OX**

SAE-ORB / 37° Flare  
page F41



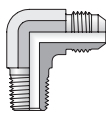
**CC5OX**

SAE-ORB / 37° – Long  
page F40



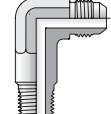
**CTX**

NPTF / 37° Flare  
page F41



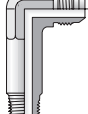
**CCTX**

NPTF / 37° Flare – Long  
page F41



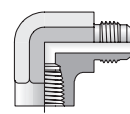
**CCCTX**

NPTF / 37° – Extra Long  
page F41



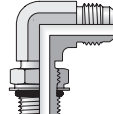
**DTX**

NPTF / 37° Flare  
page F42



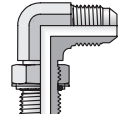
**C87OMX**

ISO-6149 / 37° Flare  
page F42



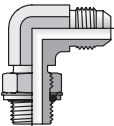
**C8OMX**

Metric-ORR / 37° Flare  
page F42



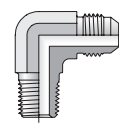
**C4OMX**

BSPP-ORR / 37° Flare  
page F42



**C3MX**

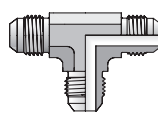
BSPT / 37° Flare  
page F43



**Tees**

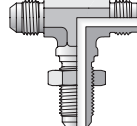
**JTX**

Union Tee  
page F43



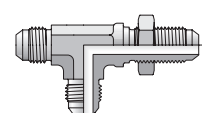
**WJTX**

Bulkhead Branch Tee  
page F43



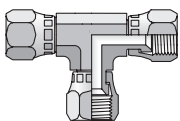
**WJTX**

Bulkhead Run Tee  
page F43



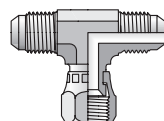
**JX6**

37° Swivel Union Tee  
page F43



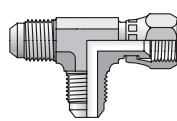
**S6X**

37° Swivel Branch Tee  
page F44



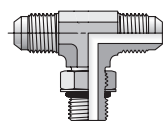
**R6X**

37° Swivel Run Tee  
page F44



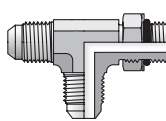
**S5OX**

SAE-ORB Branch Tee  
page F44



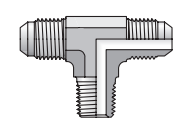
**R5OX**

SAE-ORB Run Tee  
page F44



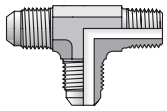
**STX**

NPTF Branch Tee  
page F44

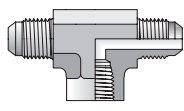


## Triple-Lok® and Triple-Lok® 2 37° Flare Tube Fittings (Continued)

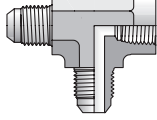
**RTX**  
NPTF Run Tee  
page F45



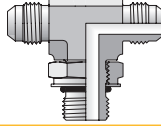
**OTX**  
NPTF Branch Tee  
page F45



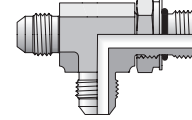
**MTX**  
NPTF Run Tee  
F45



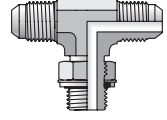
**S87OMX**  
ISO 6149 Branch Tee  
page F45



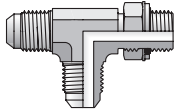
**R87OMX**  
ISO 6149 Run Tee  
page F45



**S40MX**  
BSP-ORR Branch Tee  
page F45



**R40MX**  
BSP-ORR Run Tee  
page F46



**Cross**

**KTX**  
Union Cross  
page F46



**Plug and Cap**

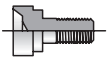
**PNTX**  
37° Plug  
page F46



**FNTX**  
37° Cap  
page F46

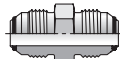


**T22X**  
Mountie Cap  
page F46

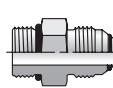


**Triple-Lok® 2 Straights**

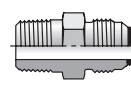
**HTXO**  
Union  
page F46



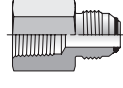
**F5OXO**  
SAE-ORB / 37° Flare  
page F46



**FTXO**  
NPTF / 37° Flare  
page F46

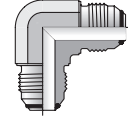


**GTXO**  
NPTF / 37° Flare  
page F47

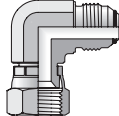


**Triple-Lok® 2 90° Elbows**

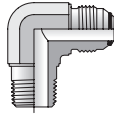
**ETXO**  
Union Elbow  
page F47



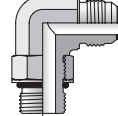
**C6XO**  
37° Swivel Elbow  
page F47



**CTXO**  
NPTF / 37° Flare  
page F47

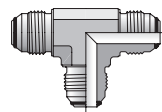


**C5OXO**  
SAE-ORB / 37° Flare  
page F47

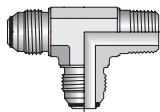


**Triple-Lok® 2 Tees**

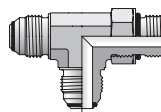
**JTXO**  
Union Tee  
page F47



**RTXO**  
37° Swivel Run Tee  
page F47



**R5OXO**  
SAE-ORB Run Tee  
page F47



## Ferulok® Flareless Bite Type Fittings

**Nuts, Ferrules, Locknuts**

**BU**  
Nut  
page F48



**TU**  
Ferrules  
page F48

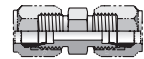


**WLN**  
Bulkhead Locknut  
page F48



**Straights**

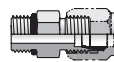
**HBU**  
Union  
page F48



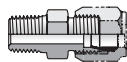
**WBU**  
Bulkhead Union  
page F48



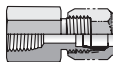
**F5BU**  
SAE-ORB / Flareless  
page F48



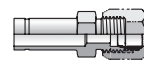
**FBU**  
NPTF / Flareless  
page F49



**GBU**  
NPTF / Flareless  
page F49

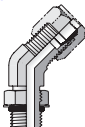


**TRBU**  
Tube End Reducer  
page F49

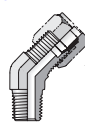


**45° Elbows**

**V5BU**  
SAE-ORB / Flareless  
page F49

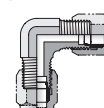


**VBU**  
NPTF / Flareless  
page F49

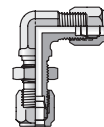


**90° Elbows**

**EBU**  
Union Elbow  
page F49



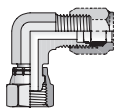
**WEBU**  
Bulkhead Union Elbow  
page F50



## Ferulok® Flareless Bite Type Fittings (Continued)

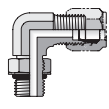
### C6BU

Flareless Swivel / Flareless  
page F49



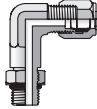
### C5BU

SAE-ORB / Flareless  
page F50



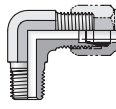
### CC5BU

SAE-ORB / Flareless  
page F50



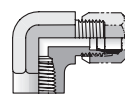
### CBU

NPTF / Flareless  
page F50



### DBU

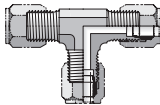
NPTF / Flareless  
page F50



### Tees

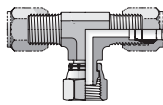
### JBU

Union Tee  
page F50



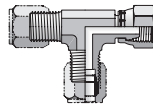
### S6BU

Swivel Branch Tee  
page F50



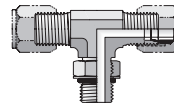
### R6BU

Swivel Run Tee  
page F50



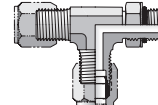
### S5BU

SAE-ORB Branch Tee  
page F51



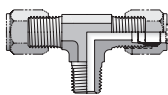
### R5BU

SAE-ORB Run Tee  
page F51



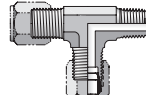
### SBU

NPTF Branch Tee  
page F51



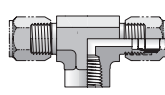
### RBU

NPTF Run Tee  
page F51



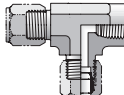
### OBU

NPTF Branch Tee  
page F51



### MBU

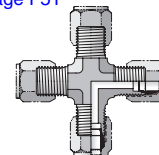
NPTF Run Tee  
page F51



### Cross

### KBU

Union Cross  
page F51



### Plugs and Caps

### PNU

Plug  
page F51



### FNU

Cap  
page F52



## Intru-Lok® Flareless Bite Type Fittings

### Straights

### HB12

Union  
page F52



### FB12

NPTF / Intru-Lok  
page F52



### GB12

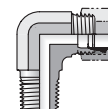
NPTF / Intru-Lok  
page F52



### 90° Elbows

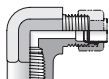
### CB12

NPTF / Intru-Lok  
page F52



### DB12

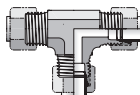
NPTF / Intru-Lok  
page F52



### Tees

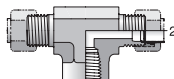
### JB12

Union Tee  
page F52



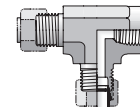
### OB12

NPTF Branch Tee  
page F52



### MB12

NPTF Run Tee  
page F52



### Plugs and Caps

### PNI

Plug  
page F52








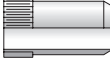
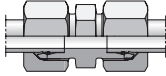
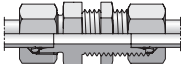

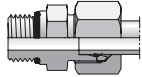
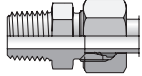
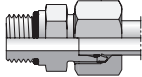

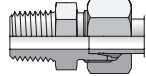
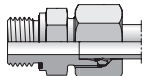

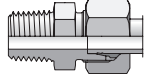
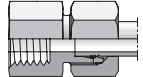
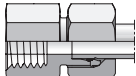

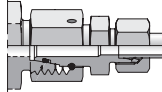
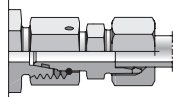
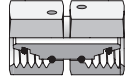
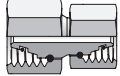
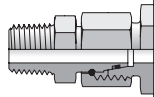
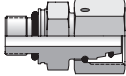
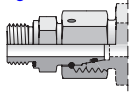
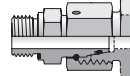
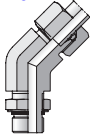
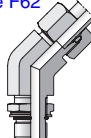
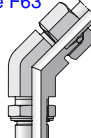
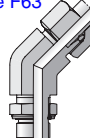
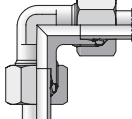
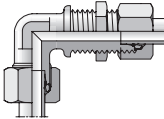
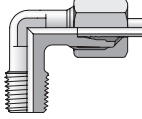
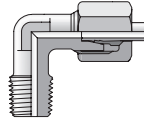


### FNI

Cap  
page F53



## EO and EO-2 Metric Bite Type Fittings

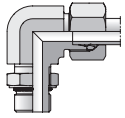
<b>Nuts, Sleeves, Locknut, Inserts</b>	<b>M</b> Nut page F53 	<b>FM</b> Functional Nut page F54 	<b>DPR</b> Progressive Ring page F53 	<b>D</b> Cutting Ring page F53 	<b>PSR</b> Progressive Ring page F53 
	<b>GM</b> Bulkhead Locknut page F54 	<b>E</b> Insert for Plastic Tube page F54 	<b>VH</b> Insert for Metal Tube page F54 	<b>Straights</b>	<b>G</b> Union page F55 
<b>SV</b> Bulkhead Union page F55 	<b>ESV</b> Weld Bulkhead Union page F56 	<b>GE-UNF/UN</b> SAE-ORB / Flareless page F56 	<b>GE-NPT</b> NPT / Flareless page F56 		<b>GEO</b> ISO 6149 / Flareless page F57 
<b>GE-R</b> BSPP / Flareless page F58 	<b>GE-R keg</b> BSPT / Flareless page F58 	<b>GE-M-ED</b> Metric-ED / Flareless page F57 	<b>GE-M</b> Metric / Flareless page F58 	<b>GE-M keg</b> Metric Taper / Flareless page F58 	<b>GAI-R</b> Female BSPP / Flareless page F59 
<b>GAI-M</b> Female Metric / Flareless page F59 	<b>AS</b> Butt Weld / Flareless page F59 	<b>Straight Swivels</b>	<b>RED</b> Tube End Reducer page F60 	<b>DA</b> Extender page F60 	<b>GZ</b> Swivel Union page F61 
<b>GZR</b> Swivel Union Reducer page F61 	<b>EGE-NPT</b> NPT / Flareless Swivel page F61 		<b>EGEO</b> ISO 6149 / Flareless Swivel page F61 	<b>EGE-R-ED</b> BSPP-ED / Flareless Swivel page F61 	<b>EGE-M-ED</b> Metric-ED / Flareless Swivel page F62 
<b>45° Elbows</b>	<b>VEE-UNF/UN</b> SAE-ORB / Flareless page F62 	<b>VEE-OR</b> ISO 6149 / Flareless page F62 	<b>VEE-R</b> BSPP-ORR / Flareless page F63 	<b>VEE-M</b> Metric-ORR / Flareless page F63 	
	<b>90° Elbows</b>	<b>W</b> Union Elbow page F63 	<b>WSV</b> Bulkhead Union Elbow page F63 	<b>WE-NPT</b> NPT / Flareless page F64 	<b>WE-R keg</b> BSPT / Flareless page F64 



## EO and EO-2 Metric Bite Type Fittings (Continued)

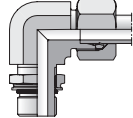
**WEE-UNF/UN**

SAE-ORB / Flareless  
page F65



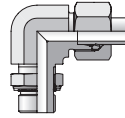
**WEE-OR**

ISO 6149 / Flareless  
page F65



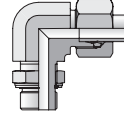
**WEE-R**

BSPP-ORR / Flareless  
page F65



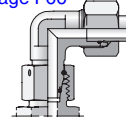
**WEE-M**

Metric-ORR / Flareless  
page F66



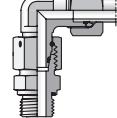
**EW**

Flareless Swivel / Flareless  
page F66



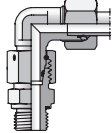
**EW-R-ED**

BSPP-ED / Flareless  
page F66



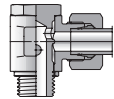
**EW-M-ED**

Metric-ED / Flareless  
page F66



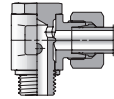
**SWVE-R**

Banjo BSPP / Flareless  
page F67



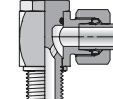
**SWVE-M**

Banjo Metric / Flareless  
page F67



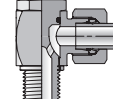
**WH-R**

Banjo BSPP / Flareless  
page F67



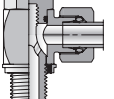
**WH-M**

Banjo Metric / Flareless  
page F67



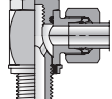
**WH-R-KDS**

Banjo BSPP / Flareless  
page F68



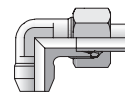
**WH-M-KDS**

Banjo Metric / Flareless  
page F68



**WAS**

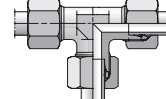
Butt Weld / Flareless  
page F69



**Tees**

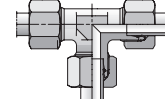
**T**

Union Tee  
page F68



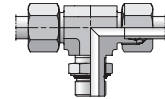
**TR**

Reducer Tee  
page F69



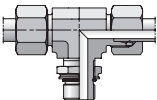
**TEE-UNF/UN**

SAE-ORB Branch Tee  
page F69



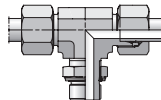
**TEE-OR**

ISO 6149 Branch Tee  
page F70



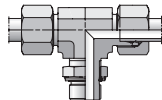
**TEE-R**

BSPP-ORR Branch Tee  
page F70



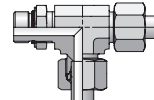
**TEE-M**

Metric-ORR Branch Tee  
page F70



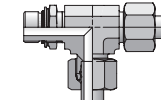
**LEE-UNF/UN**

SAE-ORB Run Tee  
page F70



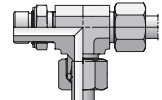
**LEE-OR**

ISO 6164 Run Tee  
page F71



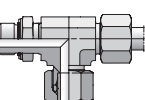
**LEE-R**

BSPP-ORR Run Tee  
page F71



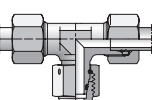
**LEE-M**

Metric-ORR Run Tee  
page F71



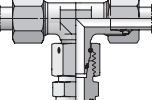
**ET**

Swivel Branch Tee  
page F71



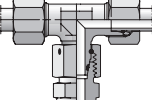
**ET-R-ED**

BSPP-ED Branch Tee  
page F72



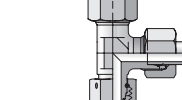
**ET-M-ED**

Metric-ED Branch Tee  
page F72



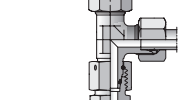
**EL**

Swivel Run Tee  
page F72



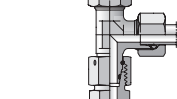
**EL-R-ED**

BSPP-ED Run Tee  
page F72



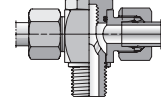
**EL-M-ED**

Metric-ED Run Tee  
page F73



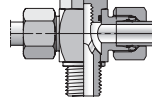
**TH-R**

Banjo BSPP Branch Tee  
page F73



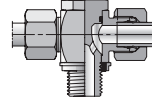
**TH-M**

Banjo Metric Branch Tee  
page F73



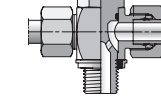
**TH-R-KDS**

Banjo BSPP Branch Tee  
page F73



**TH-M-KDS**

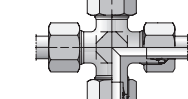
Banjo Metric Branch Tee  
page F74



**Cross**

**K**

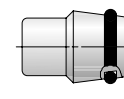
Union Cross  
page F74



**Caps and Plugs**

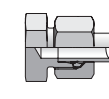
**VKA**

Flareless Cap  
page F74



**ROV**

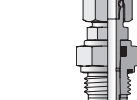
Flareless Plug  
page F74



**Plain Bearing Rotary Fittings**

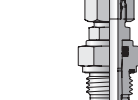
**DVGE-R**

BSPP-ED / Flareless  
page F75



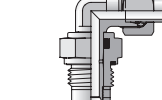
**DVGE-M**

Metric-ED / Flareless  
page F75



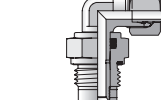
**DVWE-R**

BSPP-ED / Flareless  
page F75



**DVWE-M**

Metric-ED / Flareless  
page F75



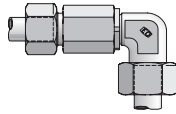
**EO and EO-2 Metric Bite Type Fittings (Continued)**

**Ball Bearing Rotary Fittings**

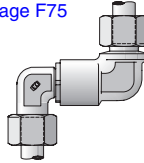
**DG101**  
Flareless Union  
page F75



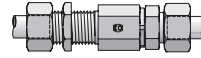
**DG103**  
Flareless Union  
page F75



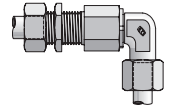
**DG105**  
Flareless Union  
page F75



**DG107**  
Union Bulkhead  
page F76



**DG108**  
90° Union Bulkhead  
page F76



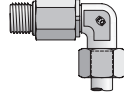
**DG102-R**  
BSPP-ED / Flareless  
page F76



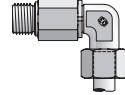
**DG102-M**  
Metric-ED / Flareless  
page F76



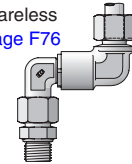
**DG104-R**  
90° BSPP-ED / Flareless  
page F76



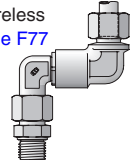
**DG104-M**  
90° Metric-ED / Flareless  
page F76



**DG106-R**  
Double Elbow BSPP /  
Flareless  
page F76

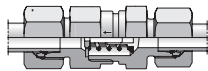


**DG106-M**  
Double Elbow Metric /  
Flareless  
page F77

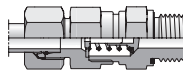


**Check Valves**

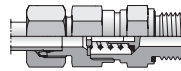
**RHD**  
Union  
page F77



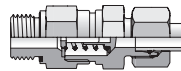
**RHV-R-ED**  
BSPP-ED / Flareless  
page F77



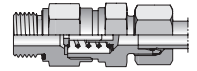
**RHV-M-ED**  
Metric-ED / Flareless  
page F77



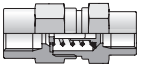
**RHZ-R-ED**  
BSPP-ED / Flareless  
page F78



**RHZ-M-ED**  
Metric-ED / Flareless  
page F78



**RHDI**  
Female BSPP Union  
page F78

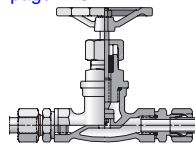


**RVP**  
Cartridge  
page F78

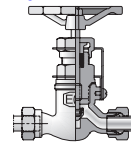


**Shut-Off Valves**

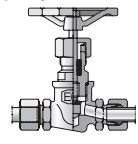
**DV**  
Low Pressure  
page F78



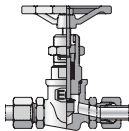
**LD**  
Medium Pressure  
page F79



**VDHA**  
High Pressure  
page F79

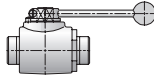


**VDHB**  
High Pressure – Panel  
Mount  
page F79

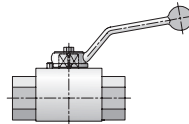


**Ball Valves**

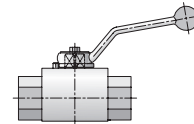
**KH**  
2-Way Flareless Union  
page F79



**KH-NPT**  
2-Way Female NPT  
page F79

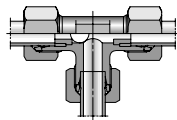


**KH-R/NPT**  
2-Way Female BSPP  
page F80



**Alternating Valves**

**WV**  
Union Tee  
page F80



**Pipe Fittings and Port Adapters**

**Nipples**

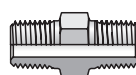
**F50HAO**  
SAE-ORB / SAE-ORB  
page F80



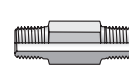
**F50F**  
SAE-ORB / NPTF  
page F80



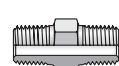
**FF**  
NPTF / NPTF  
page F80



**FFF**  
NPTF / NPTF Long  
page F80



**FF33M**  
BSPT / BSPT  
page F81



**Pipe Fittings and Port Adapters (Continued)**

**Couplings**

**G5HG5**  
SAE-ORB / SAE-ORB  
page F81



**GG**  
NPTF / NPTF  
page F81



**GG44M**  
BSPP / BSPP  
page F81

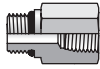


**Reducers, Expanders, Conversions**

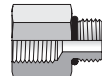
**F5OG5**  
SAE-ORB / SAE-ORB  
page F81



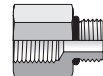
**F5OG**  
SAE-ORB / NPTF  
page F82



**F5OHG8**  
SAE-ORB / Metric  
page F81



**F5OHG4**  
SAE-ORB / BSPP  
page F82



**FHG5**  
NPTF / SAE-ORB  
page F82



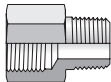
**FG**  
NPTF / NPTF  
page F83



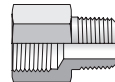
**PTR**  
Pipe Thread Reducer  
page F82



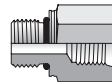
**FHG8**  
NPTF / Metric  
page F83



**FHG4**  
NPTF / BSPP  
page F83



**F87OHG87M**  
ISO 6149 / ISO 6149  
page F84



**F8OHG5**  
Metric-ORR / SAE-ORB  
page F83



**F8OHG**  
Metric-ORR / NPTF  
page F83



**F4OHG5**  
BSPP-ORR / SAE-ORB  
page F84



**F4OHG**  
BSPP-ORR / NPTF  
page F84



**PTR34M**  
BSPT / BSPP  
page F84



**RI-ED**  
BSPP-ED / BSPP  
page F84



**RI**  
BSPP-CF / BSPP  
page F85



**F3HG**  
BSPT / NPTF  
page F85



**F3HG5**  
BSPT / SAE-ORB  
page F85

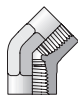


**45° Elbows**

**CD45**  
NPTF / NPTF  
page F85

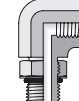


**DD45**  
NPTF / NPTF  
page F85

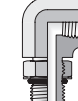


**90° Elbows**

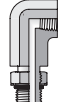
**AOEG5**  
SAE-ORB / SAE-ORB  
page F85



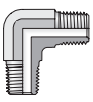
**AOEG**  
SAE-ORB / NPTF  
page F85



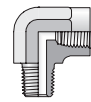
**AOE4G**  
SAE-ORB / NPTF Long  
page F86



**CR**  
NPTF / NPTF  
page F86



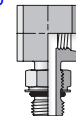
**CD**  
NPTF / NPTF  
page F86



**DD**  
NPTF / NPTF  
page F86

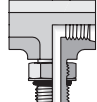


**A87LPOEG87LPM**  
ISO 6149 / ISO 6149  
page F86

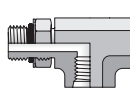


**Tees**

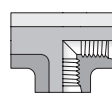
**G5G5JAO**  
SAE-ORB Branch Tee  
page F87



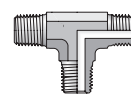
**AOG5JG5**  
SAE-ORB Run Tee  
page F87



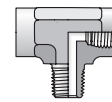
**G5G5JG5**  
SAE-ORB Tee  
page F87



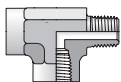
**RRS**  
NPTF Tee  
page F87



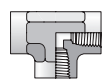
**MMS**  
NPTF Branch Tee  
page F87



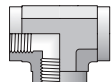
**MRO**  
NPTF Run Tee  
page F87



**MMO**  
NPTF Tee  
page F88

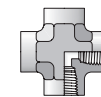


**MMO444M**  
BSPP Tee  
page F88








**Cross**







**KMMOO**  
NPTF Cross  
page F88



## Pipe Fittings and Port Adapters (Continued)

### Plugs, Bleed Adapters

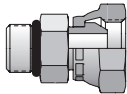
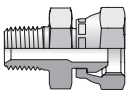
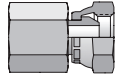
<b>P50N</b> SAE-ORB Hex Head <a href="#">page F88</a> 	<b>HP50N</b> SAE-ORB Hollow Hex <a href="#">page F88</a> 	<b>HP</b> NPTF Hex Head <a href="#">page F88</a> 	<b>SHP</b> NPTF Square Head <a href="#">page F88</a> 	<b>HHP</b> NPTF Hollow Hex Head <a href="#">page F88</a> 
--	---	---	---	---

<b>HPC</b> NPTF Pipe Cap <a href="#">page F88</a> 	<b>P87OMN</b> ISO 6149 Hex Head <a href="#">page F89</a> 	<b>VSTI M-OR</b> ISO 6149 Hollow Hex <a href="#">page F89</a> 	<b>VSTI M-ED</b> Metric-ED Hollow Hex <a href="#">page F89</a> 	<b>VSTI R-ED</b> BSPP-ED Hollow Hex <a href="#">page F89</a> 	<b>P47OMN</b> BSPP-ORB Hex Head <a href="#">page F89</a> 
--	---	--	---	---	---

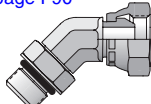
<b>HP3M</b> BSPT Hex Head <a href="#">page F89</a> 
---

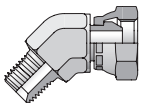
## Pipe Swivels

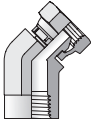
### Straights

<b>0507</b> SAE-ORB / NPSM Swivel <a href="#">page F89</a> 	<b>0107</b> NPTF / NPSM Swivel <a href="#">page F90</a> 	<b>0207</b> NPTF / NPSM Swivel <a href="#">page F89</a> 
---	--	--

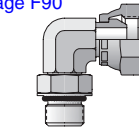
### 45° Elbows

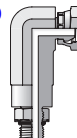
<b>3507</b> SAE-ORB / NPSM Swivel <a href="#">page F90</a> 
---

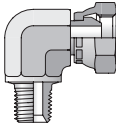
<b>3107</b> NPTF / NPSM Swivel <a href="#">page F90</a> 
--

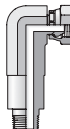
<b>3207</b> NPTF / NPSM Swivel <a href="#">page F90</a> 
--

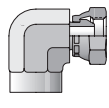
### 90° Elbows

<b>2507</b> SAE-ORB / NPSM Swivel <a href="#">page F90</a> 
---

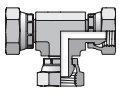
<b>5507</b> SAE-ORB / NPSM Swivel <a href="#">page F90</a> 
---

<b>2107</b> NPTF / NPSM Swivel <a href="#">page F90</a> 
--

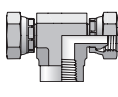
<b>5607</b> NPTF / NPSM Swivel Long Drop <a href="#">page F91</a> 
--

<b>2207</b> NPTF / NPSM Swivel <a href="#">page F91</a> 
--

### Tees

<b>077T</b> NPSM Swivel / NPSM Swivel / NPSM Swivel <a href="#">page F91</a> 
---

<b>217T</b> NPSM Swivel / NPSM Swivel / NPTF <a href="#">page F91</a> 
--

<b>227T</b> NPSM Swivel / NPSM Swivel / NPTF <a href="#">page F91</a> 
--

## JIS Fittings


### 30° Flare

<b>F3T4</b> BSPT / 30° Flare <a href="#">page F91</a> 
--

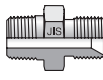
<b>PNMT4</b> Plug <a href="#">page F91</a> 
---

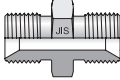
<b>FNMT4</b> Cap <a href="#">page F91</a> 
--


<b>V3T4</b> BSPT / 30° Flare <a href="#">page F91</a> 
--

<b>C3T4</b> BSPT / 30° Flare <a href="#">page F91</a> 
--

### 60° Cone

<b>F3P4</b> BSPT / 60° Cone <a href="#">page F92</a> 
---

<b>HP4</b> Union <a href="#">page F92</a> 
--

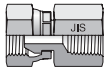
<b>G3P4</b> BSPT / 60° Cone <a href="#">page F92</a> 
---

<b>PNMP4</b> Plug <a href="#">page F92</a> 
---

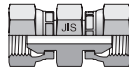
<b>F63P4</b> 60° Swivel / BSPT <a href="#">page F92</a> 
--

### JIS Fittings (Continued)

**G63P4**  
60° Swivel / BSPT  
[page F92](#)



**HP46**  
Union Swivel  
[page F92](#)



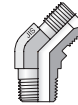
**FNMP4**  
Cap  
[page F92](#)



**C3P4**  
BSPT / 60° Cone  
[page F92](#)



**V3P4**  
BSPT / 60° Cone  
[page F92](#)



**B2351 Port**

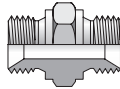
**P47OMN**  
Hex Head Plug  
[page F92](#)



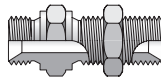
### K4 BSP Adapters

**Straights**

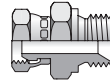
**HMK4**  
Union  
[page F93](#)



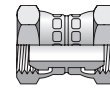
**WMK4WL4NM**  
Bulkhead Union  
[page F93](#)



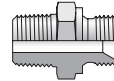
**F6MK4**  
60° Swivel / 60° Cone  
[page F93](#)



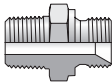
**H6MK4**  
Swivel Union  
[page F93](#)



**FMK4**  
NPTF / 60° Cone  
[page F93](#)



**F3MK4**  
BSPT / 60° Cone  
[page F94](#)



**G4MK4**  
BSPP / 60° Cone  
[page F93](#)



**Elbows**

**EMK4**  
Union Elbow  
[page F94](#)



**C6MK4**  
60° Swivel / 60° Cone  
[page F94](#)

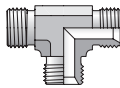


**E6MK4**  
Swivel Union  
[page F94](#)

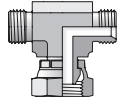


**Tees**

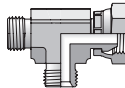
**JMK4**  
Union Tee  
[page F94](#)



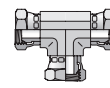
**S6MK4**  
60° Swivel Branch Tee  
[page F95](#)



**R6MK4**  
60° Swivel Run Tee  
[page F95](#)



**J6MK4**  
Swivel Union Tee  
[page F95](#)



**Plug Caps**

**PNMK4**  
Hex Head Plug  
[page F94](#)



**FNMK4**  
Cap  
[page F94](#)



### Komatsu® Style Adapters

**30° Flare Metric Thread**

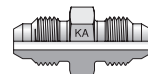
**PNMKA**  
Plug  
[page F95](#)



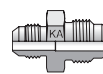
**FNMKA**  
Cap  
[page F96](#)



**HMKA**  
Union  
[page F95](#)



**XHMKA**  
37° Flare / 30° Flare  
[page F96](#)



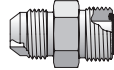
**XHMKA6**  
37° Flare / 30° Swivel  
[page F95](#)



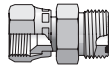
## Conversion Adapters

**ORFS to 37° Flare**

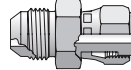
**XHLO**  
37° Flare / ORFS  
page F96



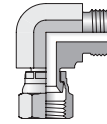
**LOHX6**  
37° Swivel / ORFS  
page F96



**XHL6**  
37° Flare / ORFS Swivel  
page F96

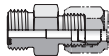


**LOEX6**  
Description  
page F96



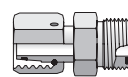
**ORFS to 24° Flareless**

**BUHLO**  
ORFS / 24° Flareless  
page F96



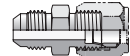
**ORFS to Metric 24° Flareless**

**LOHU86**  
Metric 24° Flareless / ORFS  
page F96

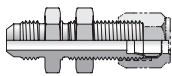


**37° Flare to 24° Flareless**

**XHBU**  
37° Flare / Flareless  
page F96

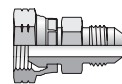


**XHBU2**  
37° / Flareless Bulkhead  
page F97

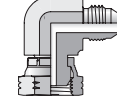


**37° Flare to Female BSPP Swivel (K4)**

**XHMK46**  
37° Flare / BSPP Swivel  
page F97



**XEMK46**  
37° Flare / BSPP Swivel  
page F97



**37° Flare to Metric 24° Flareless**

**XHU86**  
37° / Metric 24° Flareless  
page F97



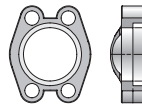
## Hydraulic Flanges and Components

**Flange Clamps**

**FCS**  
Flange Clamps – Split  
page F97

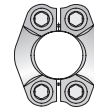


**FCC**  
Flange Clamp – Captive  
page F98



**Flange Components**

**FHS3**  
Code 61  
page F98

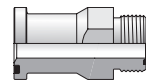


**FHS6**  
Code 62  
page F98

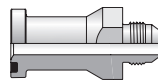


**Straight Flange Adapters / Flanges**

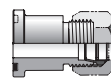
**LOHQ1, LOHQ2**  
Code 61, 62 / ORFS  
page F99



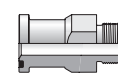
**XHQ1, XHQ2**  
Code 61, 62 / 37° Flare  
page F99



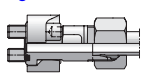
**BUHQ1**  
Code 61 / Flareless  
page F99



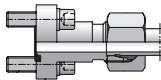
**F5OHQ1, FOHQ2**  
Code 61, 62 / SAE-ORB  
page F99



**GFS**  
Code 61, 62 / Metric Flareless  
page F100



**BFG**  
DIN Flange / Metric Flareless  
page F101



**B3HQ**  
Code 61, 62 / Flareless  
page F100



**P**  
Flange Head Plug  
page F101



**W7HQ**  
Flange Head / Pipe Socket  
page F101



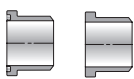
**G5HQ**  
Flange Head / SAE-ORB  
page F101



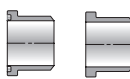
**GHQ**  
Flange Head / NPT  
page F101



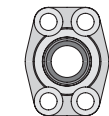
**WB1/3/5HQ1**  
Code 61 / Weld Butt – Pipe  
page F102



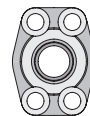
**WB3/5/7HQ2**  
Code 62 / Weld Butt – Pipe  
page F102



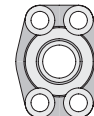
**G5Q**  
Code 61, 62 / SAE-ORB  
page F102



**GQ**  
Code 61, 62 / NPT  
page F102



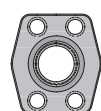
**G4Q**  
Code 61, 62 / BSPP  
page F103



**W5Q**  
Code 61, 62 / Socket – Pipe  
page F103



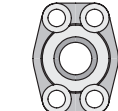
**W4Q**  
Code 61, 62 / Socket – Tube  
page F103



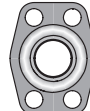
**W7Q**  
Code 61, 62 / Ext Socket – Pipe  
page F103




**W6Q**  
Code 61, 62 / Ext Socket – Tube  
page F104



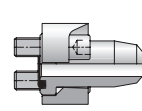
**WB1/3/5Q1**  
Code 61 / Weld Butt – Pipe  
page F104



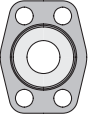

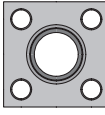
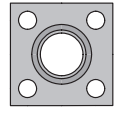
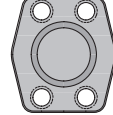
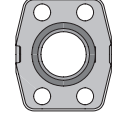
**WB3/5/7Q2**  
Code 62 / Weld Butt – Pipe  
page F104

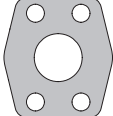

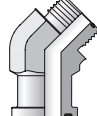
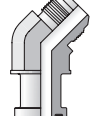
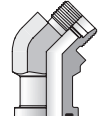



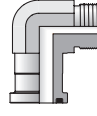
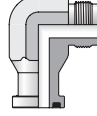
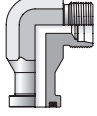
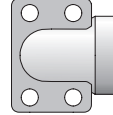
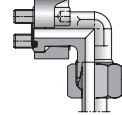
**AS3, AS6**  
Code 61, 62 / Weld Butt – Tube Metric  
page F105

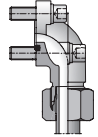
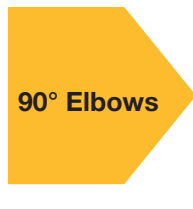
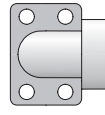
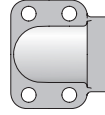
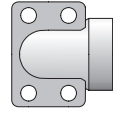



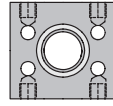

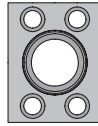
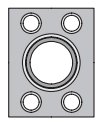
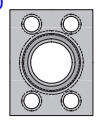
## Hydraulic Flanges and Components (Continued)

<b>WBT</b> Code 61 / Weld Tank Adapter <a href="#">page F105</a> 	<b>WSD</b> Code 61, 62 / Weld Saddle <a href="#">page F105</a> 	<b>GQS</b> Square Flange / NPT <a href="#">page F105</a> 	<b>W5SQS</b> Square Flange / Weld Socket – Pipe <a href="#">page F106</a> 	<b>PQ</b> Code 61, 62 / Blank <a href="#">page F106</a> 	<b>SPGG5</b> Flange Spacer w/Gage Ports <a href="#">page F106</a> 
---	---	---	--	--	--

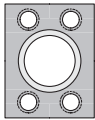
<b>CP</b> Flange Connector Plate <a href="#">page F106</a> 	<b>45° Flange Adapters</b> 	<b>LOVQ1, LOVQ2</b> Code 61, 62 / ORFS <a href="#">page F107</a> 	<b>XVQ1, XVQ2</b> Code 61, 62 / 37° Flare <a href="#">page F107</a> 	<b>BUVQ1</b> Code 61 / Flareless <a href="#">page F107</a> 
---	---	---	--	---

<b>90° Flange Adapters</b> 	<b>LOEQ1, LOEQ2</b> Code 61, 62 / ORFS <a href="#">page F107</a> 	<b>XEQ1, XEQ2</b> Code 61, 62 / 37° Flare <a href="#">page F107</a> 	<b>BUEQ1</b> Code 61 / Flareless <a href="#">page F107</a> 	<b>W7EQ</b> Code 61, 62 / Weld Socket – Pipe <a href="#">page F108</a> 	<b>WFS</b> Code 61, 62 / Metric Flareless <a href="#">page F108</a> 
---	---	--	---	---	--


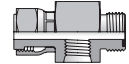
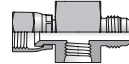
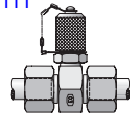

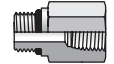
<b>BFW</b> DIN Flange / Metric Flareless <a href="#">page F108</a> 	<b>90° Elbows</b> 	<b>G5EQ</b> Code 61, 62 / SAE-ORB <a href="#">page F109</a> 	<b>GEQ</b> Code 61, 62 / NPT <a href="#">page F109</a> 	<b>W6EQ</b> Code 61, 62 / Weld Socket – Tube <a href="#">page F109</a> 
--	---	---	--	--

<b>Tee</b> 	<b>QPQPJQ</b> Code 61, 62 Junction Tee <a href="#">page F109</a> 	<b>Stainless Steel Flanges</b> 	<b>G5Q</b> Code 61, 62 / SAE-ORB <a href="#">page F110</a> 	<b>GQ</b> Code 61, 62 / NPT <a href="#">page F110</a> 	<b>W5Q</b> Code 61, 62 / Weld Socket – Pipe <a href="#">page F110</a> 
---	---	---	---	--	--

**PQ**  
Code 61, 62 / Blank  
[page F110](#)



## Diagnostic, Orifice, Bleed Adapters and Specialty Fittings

<b>Diagnostic Tees</b> 	<b>LOHL6G5TP</b> ORFS Swivel / ORFS / SAE-ORB <a href="#">page F111</a> 	<b>XHX6G5TP</b> 37° Swivel / 37° Flare / SAE-ORB <a href="#">page F111</a> 	<b>GMA3</b> EO Tube / EO Tube / EMA-3 Diagnostic Tip <a href="#">page F111</a> 	<b>Diagnostic Tee Port Adapters and Plugs</b> 	<b>F50G</b> SAE-ORB / NPTF <a href="#">page F82</a> 
---	--	---	---	---	--



## Diagnostic, Orifice, Bleed Adapters and Specialty Fittings (Continued)

**P50N**  
Hex Head Plug  
[page F88](#)



**HP50N**  
Hollow Hex Plug  
[page F88](#)



**NPT / SAE-ORB Pressure Gauge Adapters**

**G5L**  
SAE-ORB Gauge / ORFS  
[page F113](#)



**G65L**  
SAE-ORB Gauge / ORFS Swivel  
[page F113](#)



**GLO**  
NPT Gauge / ORFS  
[page F113](#)



**G6L**  
NPT Gauge / ORFS Swivel  
[page F113](#)



**GTX**  
NPT Gauge / 37° Flare  
[page F113](#)



**G6X**  
NPT Gauge / 37° Swivel  
[page F113](#)

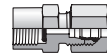


**BSP Pressure Gauge Adapters**

**MAVE**  
BSP Gauge / EO Swivel  
[page F112](#)



**MAV**  
BSP Gauge / EO  
[page F112](#)



**G4MXSMO**  
BSP Gauge / 37° Flare  
[page F112](#)

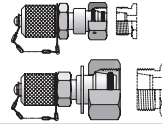


**G4MLOSMO**  
BSP Gauge / ORFS  
[page F112](#)



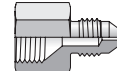
**Swivel Tube Adapters**

**VKA3**  
EO Swivel / Diagnostic Tip  
[page F114](#)



**Orifice Fittings**

**XHX7 Orifice**  
37° / 37° Flare with Orifice  
[page F114](#)

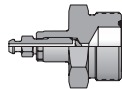


**LOHL6**  
ORFS Swivel with Orifice / ORFS  
[page F114](#)

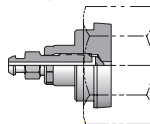


**ORFS / Port Bleed Adapters**

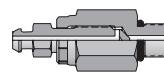
**PNLOBA**  
Bleed Screw / ORFS  
[page F114](#)



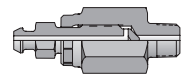
**FNLBA**  
Bleed Screw / ORFS Swivel  
[page F114](#)



**P50NBA**  
Bleed Screw / SAE-ORB  
[page F114](#)



**HPBA**  
Bleed Screw / NPT  
[page F114](#)



**Parker Triple Thread Fitting**

**0109**  
NPTF / PTT 30° Flare  
[page F114](#)



## PS Series Swivels

**Inline**

**PS\*10102**  
Male Pipe - Female Pipe  
[page F115](#)



**PS\*10103**  
Male Pipe - Male 37° Flair  
[page F115](#)



**PS\*10106**  
Male Pipe - Female 37° Flair  
[page F115](#)



**PS\*10110**  
Male Pipe - Female SAE Straight Thread  
[page F115](#)



**PS\*10202**  
Female Pipe - Female Pipe  
[page F115](#)



**PS\*10203**  
Female Pipe - Female 37° Flare  
[page F115](#)



**PS\*10206**  
Female Pipe - Female 37° Flare  
[page F115](#)



**PS\*10210**  
Female Pipe - Female SAE Straight Thread  
[page F115](#)



**PS\*10302**  
Male 37° Flare - Female Pipe  
[page F115](#)



**PS\*10303**  
Male 37° Flare - Male 37° Flare  
[page F116](#)



**PS\*10306**  
Male 37° Flare - Female 37° Flare  
[page F116](#)



**PS Series Swivels (Continued)**

**PS\*10310**

Male 37° Flare - Female SAE Straight Thread  
[page F116](#)



**PS\*10502**

Male SAE O-Ring Straight Thread - Female Pipe  
[page F116](#)



**PS\*10503**

Male SAE O-Ring Straight Thread - Male 37° Flare  
[page F116](#)



**PS\*10506**

Male SAE O-Ring Straight Thread - Female 37° Flare  
[page F116](#)



**PS\*10510**

Male SAE O-Ring Straight Thread - Female SAE Straight Thread  
[page F116](#)



**PS\*11002**

Female SAE Straight Thread - Female Pipe  
[page F116](#)



**PS\*11003**

Female SAE Straight Thread - Male 37° Flare  
[page F116](#)



**PS\*11006**

Female SAE Straight Thread - Female 37° Flare  
[page F117](#)



**PS\*11010**

Female SAE Straight Thread - Female SAE Straight Thread  
[page F117](#)



**PS\*1JMJM**

Male Seal-Lok - Male Seal-Lok  
[page F117](#)



90°

**PS\*90102**

Male Pipe - Female Pipe  
[page F117](#)



**PS\*90103**

Male Pipe - Male 37° Flare  
[page F117](#)



**PS\*90105**

Male Pipe - Male SAE O-Ring Straight Thread  
[page F117](#)



**PS\*90106**

Male Pipe - Female 37° Flare  
[page F117](#)



**PS\*90107**

Male Pipe - Female NPSM Pipe Swivel  
[page F117](#)



**PS\*90110**

Male Pipe - Female SAE Straight Thread  
[page F117](#)



**PS\*901JM**

Male Pipe - O-Ring Face Seal  
[page F117](#)



**PS\*90202**

Female Pipe - Female Pipe  
[page F118](#)



**PS\*90203**

Female Pipe - Male 37° Flare  
[page F118](#)



**PS\*90205**

Female Pipe - Male SAE Straight Thread  
[page F118](#)



**PS\*90206**

Female Pipe - Female 37° Flare  
[page F118](#)



**PS\*90207**

Female Pipe - Female NPSM Pipe Swivel  
[page F118](#)



**PS\*90210**

Female Pipe - Female SAE Straight Thread  
[page F118](#)



**PS\*90302**

Male 37° Flare - Female Pipe  
[page F118](#)



**PS\*90303**

Male 37° Flare - Male 37° Flare  
[page F118](#)



**PS\*90305**

Male 37° Flare - Male SAE O-Ring Straight Thread  
[page F119](#)



**PS\*90306**

Male 37° Flare - Female 37° Flare  
[page F119](#)



**PS\*90307**

Male 37° Flare - Female NPSM Pipe Swivel  
[page F119](#)



**PS\*90310**

Male 37° Flare - Female SAE Straight Thread  
[page F119](#)



**PS\*90502**

Male SAE O-Ring Straight Thread - Female Pipe  
[page F119](#)



**PS\*90503**

Male SAE O-Ring Straight Thread - Male 37° Flare  
[page F119](#)



**PS\*90505**

Male SAE O-Ring Str. Thread - Male SAE O-Ring Str. Thread  
[page F119](#)



**PS\*90506**

Male SAE O-Ring Straight Thread - Female 37° Flare  
[page F119](#)



**PS\*90507**

Male SAE O-Ring Straight Thread - Female NPSM Pipe Swivel  
[page F119](#)



**PS\*90510**

Male SAE O-Ring Straight Thread - Female SAE Straight Thread  
[page F119](#)



**PS\*91002**

Female SAE Straight Thread - Female Pipe  
[page F120](#)



**PS\*91003**

Female SAE Straight Thread - Male 37° Flare  
[page F120](#)



**PS\*91005**

Female SAE Straight Thread - Male SAE O-Ring Straight Thread  
[page F120](#)



**PS\*91006**

Female SAE Straight Thread - Female 37° Flare  
[page F120](#)



**PS\*91007**

Female SAE Straight Thread - Female NPSM Pipe Swivel  
[page F120](#)



**PS\*91010**

Female SAE Straight Thread - Female SAE Straight Thread  
[page F120](#)



**PS Series Repair Kits**

(In-line and 90°)  
Repair Kits come complete with O-Rings, PTFE Back-Up Ring, Cap Screws, Locking Balls, Retaining Ring and grease fitting. Repair kits are suitable for both current and previous design in-line and 90° PS Series Swivels.  
[page F120](#)

**S Series**

90°

**S2101**  
Male Pipe - Male Pipe  
[page F120](#)



**S2102**  
Male Pipe - Female Pipe  
[page F120](#)



**S2103**  
Male Pipe - Male  
37° Flare  
[page F121](#)



**S2107**  
Male Pipe - Female  
NPSM Pipe Swivel  
[page F121](#)



**S2110**  
Male Pipe - Female  
SAE Straight Thread  
[page F121](#)



**S2201**  
Female Pipe - Male Pipe  
[page F121](#)



**S2202**  
Female Pipe -  
Female Pipe  
[page F121](#)



**S2203**  
Female Pipe -  
Male 37° Flare  
[page F121](#)



**S2207**  
Female Pipe - Female  
NPSM Pipe Swivel  
[page F121](#)



**S2210**  
Female Pipe - Female  
SAE Straight Thread  
[page F121](#)



**S2301**  
Male 37° Flare -  
Male Pipe  
[page F121](#)



**S2302**  
Male 37° Flare -  
Female Pipe  
[page F121](#)



**S2303**  
Male 37° Flare -  
Male 37° Flare  
[page F121](#)



**S2307**  
Male 37° Flare - Female  
NPSM Pipe Swivel  
[page F121](#)



**S2310**  
Male 37° Flare - Female  
SAE Straight Thread  
[page F122](#)



**S2501**  
Male SAE O-Ring  
Straight Thread -  
Male Pipe  
[page F122](#)



**S2502**  
Male SAE O-Ring  
Straight Thread -  
Female Pipe  
[page F122](#)



**S2503**  
Male SAE O-Ring  
Straight Thread -  
Male 37° Flare  
[page F122](#)



**S2507**  
Male SAE O-Ring  
Straight Thread - Female  
NPSM Pipe Swivel  
[page F122](#)



**S2510**  
Male SAE O-Ring  
Straight Thread - Female  
SAE Straight Thread  
[page F122](#)



**S Series  
Repair Kits**

Repair Kits come complete with primary O-Rings, PTFE back-up rings, external and internal dust seals, retaining ring and instruction sheet.  
[page F122](#)

## Seal-Lok™ O-Ring Face Seal Tube Fittings

### BL

Tube Nut  
ORFS  
SAE 520110



Part Number	End Size (in.)	T6 Thread UN/UNF-2B
4 BL-S	1/4	9/16 - 18
5 BL-S	5/16	5/8 - 18
6 BL-S	3/8	11/16 - 16
8 BL-S	1/2	13/16 - 16
10 BL-S	5/8	1 - 14
12 BL-S	3/4	1-3/16 - 12
12-14 BL-S	7/8	1-3/16 - 12
14 BL-S	7/8	1-5/16 - 12
16 BL-S	1	1-7/16 - 12
20 BL-S	1-1/4	1-11/16 - 12
24 BL-S	1-1/2	2 - 12
32 BL-S*	2	2-1/2 - 12

\* Sizes 14 and 32 are not included in SAE J1453.

\*\* These tube nuts should not be exposed to annealing temperatures, such as furnace brazing. Contact the Tube Fittings Division for information on special nuts.

• Stainless steel tube nuts are prelubricated for ease of assembly.

### BML

Tube Nut – mm Hex  
ORFS  
ISO 8434-3 NA, SAE 52M0110A



Part Number	End Size		D Thread UN/UNF-2B
	(mm)	(in.)	
4BML-S	6	1/4	9/16 - 18
6BML-S	8, 10	3/8	11/16 - 16
8BML-S	12	1/2	13/16 - 16
10BML-S	14, 15, 16	5/8	1 - 14
12BML-S	18, 20	3/4	1-3/16 - 12
16BML-S	22, 25	1	17/16 - 12
20BML-S	28, 30, 32	1-1/4	1-11/16 - 12
24BML-S	35, 38	1-1/2	2 - 12

### TPL (Inch)

Parflange Sleeve for Inch Tubing  
ORFS Mechanically Attachable Sleeve



Part Number	End Size (in.)
4 TPL-S	1/4
6 TPL-S	3/8
8 TPL-S	1/2
10 TPL-S	5/8
12 TPL-S	3/4
16 TPL-S	1
20 TPL-S	1-1/4
24 TPL-S	1-1/2
32 TPL-S	2

• Must be mechanically attached using Parflange system.

### TPLS (Metric)

Parflange Sleeve for Metric Tubing  
ORFS Mechanically Attachable Sleeve



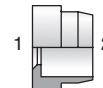
Part Number	Used with Fitting	
	Size	End Size (mm)
TPLS6	-4	6
TPLS8	-6	8
TPLS10	-6	10
TPLS12	-8	12
TPLS14	-10	14
TPLS15	-10	15
TPLS16	-10	16
TPLS18	-12	18
TPLS20	-12	20
TPLS25	-16	25
TPLS30	-20	30
TPLS32	-20	32
TPLS35	-24	35
TPLS38	-24	38

• Must be mechanically attached using Parflange system.

• Additional -S not required, TPLS6 is a complete part number.

### TL (Inch)

Braze Sleeve for Inch Tubing  
ORFS Silver Braze Sleeve Reducer  
SAE 520115



Part Number	End Size	
	1 (in.)	2 (in.)
4 TL-S	1/4	
6 TL-S	3/8	
6-4 TL-S	3/8	1/4
8 TL-S	1/2	
8-4 TL-S	1/2	1/4
8-6 TL-S	1/2	3/8
10 TL-S	5/8	
10-4 TL-S	5/8	1/4
10-6 TL-S	5/8	3/8
10-8 TL-S	5/8	1/2
12 TL-S	3/4	
12-4 TL-S	3/4	1/4
12-6 TL-S	3/4	3/8
12-8 TL-S	3/4	1/2
12-10 TL-S	3/4	5/8
12-14 TL-S**	3/4	7/8
14 TL-S***	7/8	
16 TL-S	1	
16-8 TL-S	1	1/2
16-10 TL-S	1	5/8
16-12 TL-S	1	3/4
16-14 TL-S	1	7/8
20 TL-S	1-1/4	
20-12 TL-S	1-1/4	3/4
20-16 TL-S	1-1/4	1
24 TL-S	1-1/2	
24-16 TL-S	1-1/2	1
24-20 TL-S	1-1/2	1-1/4
32 TL-S***	2	

Unplated part, oil dipped for corrosion protection.

\* D is for silver brazing.

\*\* 12-14 TL-S must be assembled with 12-14 BL.

\*\*\* Sizes 14 and 32 are not included in SAE J1453.

• Uses SBR silver braze rings

## TLS (Metric)

Brace Sleeve for Metric Tubing

ORFS Silver

Brace Sleeve

ISO 8434-3 BRSL;  
SAE 5201M15

Part Number	Used with Fitting Size	End Size (mm)
TLS6	-4	6
TLS8	-6	8
TLS10	-6	10
TLS12	-8	12
TLS16	-10	16
TLS20	-12	20
TLS25	-16	25
TLS30	-20	30
TLS38	-24	38

Unplated part, oil dipped for corrosion protection.

\* D is for silver brazing.

- Uses SBR (metric) silver braze rings
- Stainless steel part number example: TLSS10



## SBR (Metric)

Silver Braze Ring for Metric Tubing

Part Number	End Size (mm)
SBR 6mm	6
SBR 8mm	8
SBR 10mm	10
SBR 12mm	12
SBR 16mm	16
SBR 20mm	20
SBR 25mm	25
SBR 30mm	30
SBR 38mm	38



SBR recommended for steel or copper tubing.

SBR-SS recommended for stainless tubing, but can be used on steel tubing.

Contact the Tube Fittings Division for braze rings used in marine or special applications.

## WLNL

Bulkhead Locknut

SAE 520118



Part Number	End Size (in.)	Tube End UN/UNF-2A
4 WLNL-S	1/4	9/16 - 18
6 WLNL-S	3/8	11/16 - 16
8 WLNL-S	1/2	13/16 - 16
10 WLNL-S	5/8	1 - 14
12 WLNL-S	3/4	1 3/16 - 12
14 WLNL-S*	7/8	1 5/16 - 12
16 WLNL-S	1	1 7/16 - 12
20 WLNL-S	1 1/4	1 11/16 - 12
24 WLNL-S	1 1/2	2 - 12

\* Size 14 is not included in SAE J1453.

## WLNML

Bulkhead Locknut – mm Hex

ISO 8434-3 BHLN;  
SAE 52M0118



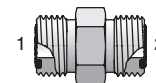
Part Number	End Size (mm)	(in.)	Tube End UN/UNF-2B
4WLNMLS	6	1/4	9/16 - 18
6WLNMLS	8, 10	3/8	11/16 - 16
8WLNMLS	12	1/2	13/16 - 16
10WLNMLS	14, 15, 16	5/8	1 - 14
12WLNMLS	18, 20	3/4	1 3/16 - 12
16WLNMLS	22, 25	1	1 7/16 - 12
20WLNMLS	28, 30, 32	1 1/4	1 11/16 - 12
24WLNMLS	35, 38	1 1/2	2 - 12

## HLO

Union

ORFS/ORFS

SAE 520101



Part Number	End Size	
	1 (in.)	2 (in.)
4 HLO-S	1/4	1/4
6 HLO-S	3/8	3/8
6-4 HLO-S	3/8	1/4
8 HLO-S	1/2	1/2
8-6 HLO-S	1/2	3/8
10 HLO-S	5/8	5/8
10-8 HLO-S	5/8	1/2
12 HLO-S	3/4	3/4
12-8 HLO-S	3/4	1/2
12-10 HLO-S	3/4	5/8
16 HLO-S	1	1
16-12 HLO-S	1	3/4
20 HLO-S	1 1/4	1 1/4
20-16 HLO-S	1 1/4	1
24 HLO-S	1 1/2	1 1/2
32 HLO-S*	2	2

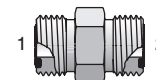
\* Size 32 is not included in SAE J1453.

## HMLO

Union – mm Hex

ORFS/ORFS

ISO 8434-3 S; SAE 52M0101



Part Number	End Size 1 & 2	
	(mm)	(in.)
4HMLOS	6	1/4
6HMLOS	8, 10	3/8
8HMLOS	12	1/2
10HMLOS	14, 15, 16	5/8
12HMLOS	18, 20	3/4
16HMLOS	22, 25	1
20HMLOS	28, 30, 32	1 1/4
24HMLOS	35, 38	1 1/2

## WLO

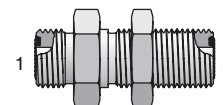
Bulkhead Union

Union

ORFS/ORFS

SAE 520601

WLO-WLNL Body with Locknut



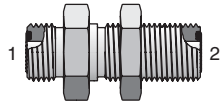
Part Number	End Size
	1 & 2 (in.)
4 WLO-S	1/4
6 WLO-S	3/8
8 WLO-S	1/2
10 WLO-S	5/8
12 WLO-S	3/4
16 WLO-S	1
20 WLO-S	1 1/4
24 WLO-S	1 1/2

Part numbers shown are for steel. Other material options available. Go to [www.parker.com](http://www.parker.com) for details. Dimensions and pressures are for reference only and are subject to change.



## WMLO

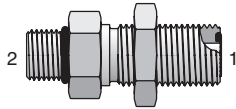
Bulkhead Union – mm Hex  
ORFS/ORFS  
ISO 8434-3 BHS; SAE 52M0601  
WMLO-WLNL - Body with Locknut



Part Number	End Size 1 & 2	
	(mm)	(in.)
4WMLOS	6	1/4
6WMLOS	8, 10	3/8
8WMLOS	12	1/2
10WMLOS	14, 15, 16	5/8
12WMLOS	18, 20	3/4
16WMLOS	22, 25	1
20WMLOS	28, 30, 32	1 1/4
24WMLOS	35, 38	1 1/2

## WF5OLO

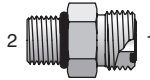
Straight Thread Bulkhead Connector  
ORFS/SAE-ORB  
WF5OLO-WLNL - Body with Locknut



Part Number	End Size	
	1 (in.)	2 UN/UNF-2A
4 WF5OLO-S	1/4	7/16 - 20
6 WF5OLO-S	3/8	9/16 - 18
8 WF5OLO-S	1/2	3/4 - 16
10 WF5OLO-S	5/8	7/8 - 14
12 WF5OLO-S	3/4	1 1/16 - 12
16 WF5OLO-S	1	1 5/16 - 12

## F5OLO

Straight Thread Connector  
ORFS/SAE-ORB  
SAE 520120

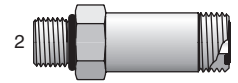


Part Number	End Size	
	1 (in.)	2 UN/UNF-2A
4 F5OLO-S	1/4	7/16 - 20
4-5 F5OLO-S	1/4	1/2 - 20
4-6 F5OLO-S	1/4	9/16 - 18
4-8 F5OLO-S	1/4	3/4 - 16
6 F5OLO-S	3/8	9/16 - 18
6-4 F5OLO-S	3/8	7/16 - 20
6-5 F5OLO-S	3/8	1/2 - 20
6-8 F5OLO-S	3/8	3/4 - 16
6-10 F5OLO-S	3/8	7/8 - 14
6-12 F5OLO-S	3/8	1 1/16 - 12
8 F5OLO-S	1/2	3/4 - 16
8-4 F5OLO-S	1/2	7/16 - 20
8-6 F5OLO-S	1/2	9/16 - 18
8-10 F5OLO-S	1/2	7/8 - 14
8-12 F5OLO-S	1/2	1 1/16 - 12
8-16 F5OLO-S	1/2	1 5/16 - 12
10 F5OLO-S	5/8	7/8 - 14
10-6 F5OLO-S	5/8	9/16 - 18
10-8 F5OLO-S	5/8	3/4 - 16
10-12 F5OLO-S	5/8	1 1/16 - 12
10-16 F5OLO-S	5/8	1 5/16 - 12
12 F5OLO-S	3/4	1 1/16 - 12
12-6 F5OLO-S	3/4	9/16 - 16
12-8 F5OLO-S	3/4	3/4 - 16
12-10 F5OLO-S	3/4	7/8 - 14
12-16 F5OLO-S	3/4	1 5/16 - 12
14 F5OLO-S	7/8	1 3/16 - 12
16 F5OLO-S	1	1 5/16 - 12
16-8 F5OLO-S	1	3/4 - 16
16-10 F5OLO-S	1	7/8 - 14
16-12 F5OLO-S	1	1 1/16 - 12
16-20 F5OLO-S	1	1 5/8 - 12
16-24 F5OLO-S	1	1 7/8 - 12
20 F5OLO-S	1 1/4	1 5/8 - 12
20-16 F5OLO-S	1 1/4	1 5/16 - 12
20-24 F5OLO-S	1 1/4	1 7/8 - 12
24 F5OLO-S	1 1/2	1 7/8 - 12
24-20 F5OLO-S	1 1/2	1 5/8 - 12
32 F5OLO-S*	2	2 1/2 - 12

\* Sizes 14 and 32 are not included in SAE J1453.

## FF5OLO

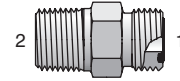
Long Straight Thread Connector  
ORFS-Long/SAE-ORB  
SAE 521720 (previously 520122)



Part Number	End Size	
	1 (in.)	2 UN/UNF-2A
4 FF5OLO-S	1/4	7/16 - 20
6 FF5OLO-S	3/8	9/16 - 18
6-4 FF5OLO-S	3/8	7/16 - 20
8 FF5OLO-S	1/2	3/4 - 16
10 FF5OLO-S	5/8	7/8 - 14
12 FF5OLO-S	3/4	1 1/16 - 12
16 FF5OLO-S	1	1 5/16 - 12
20 FF5OLO-S	1 1/4	1 5/8 - 12
24 FF5OLO-S	1 1/2	1 7/8 - 12

## FLO

Male Pipe Connector  
ORFS/NPTF

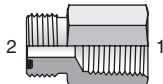


Part Number	End Size	
	1 (in.)	2 NPTF
4 FLO-S	1/4	1/8 - 27
4-4 FLO-S	1/4	1/4 - 18
4-6 FLO-S	1/4	3/8 - 18
4-8 FLO-S	1/4	1/2 - 14
6 FLO-S	3/8	1/4 - 18
6-2 FLO-S	3/8	1/8 - 27
6-6 FLO-S	3/8	3/8 - 18
6-8 FLO-S	3/8	1/2 - 14
8 FLO-S	1/2	3/8 - 18
8-4 FLO-S	1/2	1/4 - 18
8-8 FLO-S	1/2	1/2 - 14
8-12 FLO-S	1/2	3/4 - 14
10 FLO-S	5/8	1/2 - 14
10-12 FLO-S	5/8	3/4 - 14
12 FLO-S	3/4	3/4 - 14
12-8 FLO-S	3/4	1/2 - 14
12-16 FLO-S	3/4	1 - 11 1/2
16 FLO-S	1	1 - 11 1/2
16-12 FLO-S	1	3/4 - 14
16-20 FLO-S	1	1 1/4 - 11 1/2
20 FLO-S	1 1/4	1 1/4 - 11 1/2
20-12 FLO-S	1 1/4	3/4 - 14
20-16 FLO-S	1 1/4	1 - 11 1/2
24 FLO-S	1 1/2	1 1/2 - 11 1/2

Part numbers shown are for steel. Other material options available. Go to [www.parker.com](http://www.parker.com) for details.  
Dimensions and pressures are for reference only and are subject to change.

## GLO

Female Pipe Connector



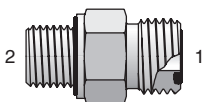
ORFS/Female Pipe

Part Number	End Size	
	1 (in.)	2 NPTF
4 GLO-S	1/4	1/8 - 27
4-4 GLO-S	1/4	1/4 - 18
6 GLO-S	3/8	1/4 - 18
6-6 GLO-S	3/8	3/8 - 18
8 GLO-S	1/2	3/8 - 18

## F42EDMLO

Male Connector – BSPP  
(for ISO 1179-1 Port)

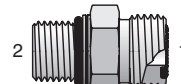
ORFS/BSPP-ED



Part Number	End Size		
	1 (mm)	1 (in.)	2 BSPP
4F42EDMLOS	6	1/4	1/8 - 28
4-4F42EDMLOS	6	1/4	1/4 - 19
4-6F42EDMLOS	6	1/4	3/8 - 19
4-8F42EDMLOS	6	1/4	1/2 - 14
6F42EDMLOS	8, 10	3/8	1/4 - 19
6-2F42EDMLOS	8, 10	3/8	1/8 - 28
6-6F42EDMLOS	8, 10	3/8	3/8 - 19
6-8F42EDMLOS	8, 10	3/8	1/2 - 14
6-12F42EDMLOS	8, 10	3/8	3/4 - 14
8F42EDMLOS	12	1/2	3/8 - 19
8-4F42EDMLOS	12	1/2	1/4 - 19
8-8F42EDMLOS	12	1/2	1/2 - 14
8-12F42EDMLOS	12	1/2	3/4 - 14
10F42EDMLOS	14, 15, 16	5/8	1/2 - 14
10-6F42EDMLOS	14, 15, 16	5/8	3/8 - 19
10-12F42EDMLOS	14, 15, 16	5/8	3/4 - 14
12F42EDMLOS	18, 20	3/4	3/4 - 14
12-8F42EDMLOS	18, 20	3/4	1/2 - 14
12-16F42EDMLOS	18, 20	3/4	1 - 11
12-20F42EDMLOS	18, 19, 20	3/4	1 1/4 - 11
16F42EDMLOS	22, 25	1	1 - 11
16-12F42EDMLOS	22, 25	1	3/4 - 14
16-20F42EDMLOS	22, 25	1	1 1/4 - 11
16-24F42EDMLOS	22, 25	1	1 1/2 - 11
20F42EDMLOS	28, 30, 32	1 1/4	1 1/4 - 11
20-16F42EDMLOS	28, 30, 32	1 1/4	1 - 11
20-24F42EDMLOS	28, 30, 32	1 1/4	1 1/2 - 11
24F42EDMLOS	38	1 1/2	1 1/2 - 11

## F870MLO

Metric Straight Thread Connector



ORFS/ISO 6149

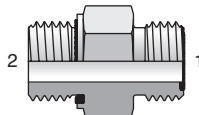
ISO 8434-3 SDS; SAE 52M0187

Part Number	End Size		
	1 (mm)	1 (in.)	2 ISO 261
4M12F870MLOS	6	1/4	M12X1.5
4M14F870MLOS	6	1/4	M14X1.5
6M12F870MLOS	8, 10	3/8	M12X1.5
6M14F870MLOS	8, 10	3/8	M14X1.5
6M16F870MLOS	8, 10	3/8	M16X1.5
6M18F870MLOS	8, 10	3/8	M18X1.5
8M14F870MLOS	12	1/2	M14X1.5
8M16F870MLOS	12	1/2	M16X1.5
8M18F870MLOS	12	1/2	M18X1.5
8M22F870MLOS	12	1/2	M22X1.5
8M27F870MLOS	12	1/2	M27X2.0
10M18F870MLOS	14, 15, 16	5/8	M18X1.5
10M22F870MLOS	14, 15, 16	5/8	M22X1.5
10M27F870MLOS	14, 15, 16	5/8	M27x2.0
12M22F870MLOS	18, 20	3/4	M22X1.5
12M27F870MLOS	18, 20	3/4	M27X2.0
12M33F870MLOS	18, 20	3/4	M33X2.0
16M27F870MLOS	22, 26	1	M27X2.0
16M33F870MLOS	22, 25	1	M33X2.0
20M33F870MLOS	28, 30, 32	1 1/4	M33x2.0
20M42F870MLOS	28, 30, 32	1 1/4	M42X2.0
24M48F870MLOS	35, 38	1 1/2	M48X2.0

## F82EDMLO

Male Connector – Metric  
(for ISO 9974-1 Port)

ORFS/Metric-ED



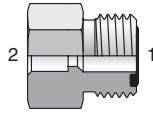
Part Number	End Size		
	1 (mm)	1 (in.)	2 Metric
4M12F82EDMLOS	6	1/4	M12X1.5
4M14F82EDMLOS	6	1/4	M14X1.5
6M14F82EDMLOS	8, 10	3/8	M14X1.5
6M16F82EDMLOS	8, 10	3/8	M16X1.5
8M16F82EDMLOS	12	1/2	M16X1.5
8M18F82EDMLOS	12	1/2	M18X1.5
10M22F82EDMLOS	14, 15, 16	5/8	M22X1.5
12M22F82EDMLOS	18, 20	3/4	M22X1.5
12M27F82EDMLOS	18, 20	3/4	M27X2
16M33F82EDMLOS	22, 25	1	M33X2
20M42F82EDMLOS	28, 30, 32	1 1/4	M42X2

Part numbers shown are for steel. Other material options available. Go to [www.parker.com](http://www.parker.com) for details.  
Dimensions and pressures are for reference only and are subject to change.



### MMLOHB3

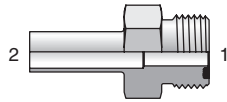
Braze Connector  
ORFS/Braze Socket  
ISO 8434-3 BRS;  
SAE 52M0104



Part Number	End Size	
	1 (mm)	2 (mm)
4-6MMLOHB3S	6	6
4-8MMLOHB3S	6	8
6-10MMLOHB3S	8, 10	10
8-12MMLOHB3S	12	12
10-16MMLOHB3S	14, 15, 16	16
12-20MMLOHB3S	18, 20	20
16-25MMLOHB3S	22, 25	25
20-30MMLOHB3S	28, 30, 32	30
24-38MMLOHB3S	35, 38	38

### LOHT3

Tube Stub Connector  
ORFS/Tube Weld

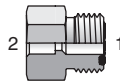


Part Number	End Size
	1 & 2 (in.)
4-4X035 LOHT3-SS	1/4
6-6X035 LOHT3-SS	3/8
8-8X065 LOHT3-SS	1/2
12-12X065 LOHT3-SS	3/4
16-16X065 LOHT3-SS	1

\* Contact Tube Fittings Division for pressure ratings.

### LOHB3

Braze Connector  
ORFS/Braze Socket  
SAE 520104

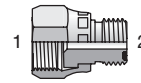


Part Number	End Size	
	1 (in.)	2 (in.)
4 LOHB3-S	1/4	1/4
4-6 LOHB3-S	1/4	3/8
6 LOHB3-S	3/8	3/8
6-4 LOHB3-S	3/8	1/4
6-8 LOHB3-S	3/8	1/2
8 LOHB3-S	1/2	1/2
8-4 LOHB3-S**	1/2	1/4
8-6 LOHB3-S	1/2	3/8
8-10 LOHB3-S	1/2	5/8
8-12 LOHB3-S**	1/2	3/4
10 LOHB3-S	5/8	5/8
10-6 LOHB3-S	5/8	3/8
10-8 LOHB3-S	5/8	1/2
10-12 LOHB3-S	5/8	3/4
12 LOHB3-S	3/4	3/4
12-8 LOHB3-S	3/4	1/2
12-10 LOHB3-S	3/4	5/8
12-16 LOHB3-S	3/4	1
16 LOHB3-S	1	1
16-8 LOHB3-S**	1	1/2
16-12 LOHB3-S	1	3/4
16-20 LOHB3-S	1	1 1/4
20 LOHB3-S	1 1/4	1 1/4
20-16 LOHB3-S	1 1/4	1
20-24 LOHB3-S	1 1/4	1 1/2
24 LOHB3-S	1 1/2	1 1/2
24-20 LOHB3-S	1 1/2	1 1/4

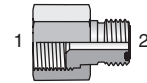
\*\* Size 14 is not included in SAE J1453.

### TRLON

Tube End Reducer  
ORFS Swive/ORFS Tube End  
SAE 520123 (body only)  
SAE 520123A (body with large nut)



\* Assembled with Crimp Nut



\*\* Assembled with Large BL Nut

TRLON *One Piece Design (With Crimp Nut)	Part Numbers TRLON **Two Piece Design (With Large Nut)	TRLO ***Body Only (For Two-Piece Design Only)	End Size	
			1 (in.)	2 (in.)
6-4 TRLON-S	—	—	3/8	1/4
—	8-4 TRLON-S	8-4 TRLO-S	1/2	1/4
8-6 TRLON-S	—	—	1/2	3/8
—	10-4 TRLON-S	10-4 TRLO-S	5/8	1/4
—	10-6 TRLON-S	10-6 TRLO-S	5/8	3/8
—	10-8 TRLON-S	10-8 TRLO-S	5/8	1/2
—	12-4 TRLON-S	12-4 TRLO-S	3/4	1/4
—	12-6 TRLON-S	12-6 TRLO-S	3/4	3/8
—	12-8 TRLON-S	12-8 TRLO-S	3/4	1/2
12-10 TRLON-S	—	—	3/4	5/8
—	16-8 TRLON-S	16-8 TRLO-S	1	1/2
—	16-10 TRLON-S	16-10 TRLO-S	1	5/8
16-12 TRLON-S	—	—	1	3/4
—	20-12 TRLON-S	20-12 TRLO-S	1-1/4	3/4
20-16 TRLON-S	—	—	1-1/4	1
—	24-12 TRLON-S-S	—	1-1/2	3/4
—	24-16 TRLON-S	24-16 TRLO-S	1-1/2	1
—	24-20 TRLON-S	24-20 TRLO-S	1-1/2	1-1/4
—	32-20 TRLON-S**	32-20 TRLO-S**	2	1-1/4
—	32-24 TRLON-S**	32-24 TRLO-S**	2	1-1/2

\* Assembled with crimp nut.

\*\* Assembled with large BL nut.

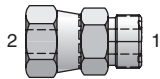
\*\*\*To order reducer without large nut (body only) remove the "N" from the part number (i.e., TRLO).

Part numbers shown are for steel. Other material options available. Go to [www.parker.com](http://www.parker.com) for details.  
Dimensions and pressures are for reference only and are subject to change.



### LOHL6

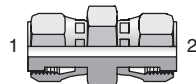
Tube End Extender/  
Expander  
ORFS/ORFS Swivel



Part Number	End Size	
	1 (in.)	2 (in.)
4 LOHL6-S	1/4	1/4
6 LOHL6-S	3/8	3/8
6-4 LOHL6-S	3/8	1/4
8 LOHL6-S	1/2	1/2
8-6 LOHL6-S	1/2	3/8
10-8 LOHL6-S	5/8	1/2
12-10 LOHL6-S	3/4	5/8
16-12 LOHL6-S	1	3/4
20-16 LOHL6-S	1-1/4	1
24-20 LOHL6-S	1-1/2	1-1/4

### HL6

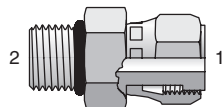
Swivel Nut Union  
ORFS Swivel/  
ORFS Swivel



Part Number	End Size	
	1 (in.)	2 (in.)
4 HL6-S	1/4	1/4
6 HL6-S	3/8	3/8
8 HL6-S	1/2	1/2
10 HL6-S	5/8	5/8
12 HL6-S	3/4	3/4
16 HL6-S	1	1

### F650L

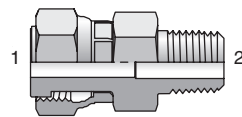
Straight Thread Swivel Connector  
ORFS Swivel/SAE-ORB  
SAE 520181



Part Number	End Size	
	1 (in.)	2 UN/UNF-2A
4 F650L-S	1/4	7/16 - 20
6 F650L-S	3/8	9/16 - 18
8 F650L-S	1/2	3/4 - 16
10 F650L-S	5/8	7/8 - 14
12 F650L-S	3/4	1 1/16 - 12
16 F650L-S	1	1 5/16 - 12
20 F650L-S	1 1/4	1 5/8 - 12

### F6L

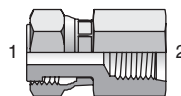
Pipe Thread Swivel Connector  
ORFS Swivel/NPTF



Part Number	End Size	
	1 (in.)	2 NPTF
4 F6L-S	1/4	1/8 - 27
4-4 F6L-S	1/4	1/4 - 18
6 F6L-S	3/8	1/4 - 18
6-6 F6L-S	3/8	3/8 - 18
8 F6L-S	1/2	3/8 - 18
8-8 F6L-S	1/2	1/2 - 14
10 F6L-S	5/8	1/2 - 14
12 F6L-S	3/4	3/4 - 14
16 F6L-S	1	1 - 11-1/2

### G65L

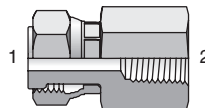
Straight Thread  
Swivel Female  
Connector  
ORFS Swivel/SAE-ORB



Part Number	End Size	
	1 (in.)	2 UN/UNF-2B
4 G65L-S	1/4	7/16 - 20
4-6 G65L-S	1/4	9/16 - 18
6-4 G65L-S	3/8	7/16 - 20
8-4 G65L-S	1/2	7/16 - 20

### G6L

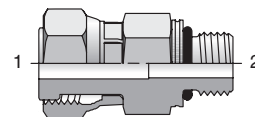
Female Pipe  
Thread Swivel  
Connector  
ORFS Swivel/NPTF



Part Number	End Size	
	1 (in.)	2 NPTF
4-4 G6L-S	1/4	1/4 - 18
6 G6L-S	3/8	1/4 - 18
8-4 G6L-S	1/2	1/4 - 18

### F6870ML

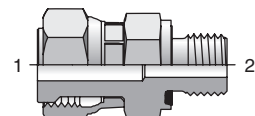
Swivel ISO 6149 Connector  
ORFS Swivel/ISO 6149



Part Number	End Size		
	1 (mm)	2 (in.)	ISO 261
4M12F6870MLS	6	1/4	M12x1.5
6M12F6870MLS	8, 10	3/8	M12x1.5
6M14F6870MLS	8, 10	3/8	M14x1.5
6M16F6870MLS	8, 10	3/8	M16x1.5
8M16F6870MLS	12	1/2	M16x1.5
10M22F6870MLS	14, 15, 16	5/8	M22x1.5
10M27F6870MLS	14, 15, 16	5/8	M27x2
12M27F6870MLS	18, 20	3/4	M27x2
16M33F6870MLS	22, 25	1	M33x2

### F642EDML

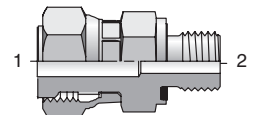
Swivel BSPP Connector  
ORFS Swivel/BSPP-ED



Part Number	End Size		
	1 (mm)	2 (in.)	BSPP
4F642EDMLS	6	1/4	1/8
6F642EDMLS	8, 10	3/8	1/4
8F642EDMLS	12	1/2	3/8
10F642EDMLS	14, 15, 16	5/8	1/2
12F642EDMLS	18, 20	3/4	3/4
16F642EDMLS	22, 25	1	1

### F682EDML

Swivel Metric Connector  
ORFS Swivel/Metric-ED

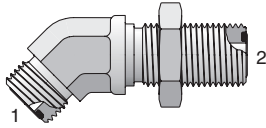


Part Number	End Size		
	1 (mm)	2 (in.)	Metric
4M12F682EDMLS	6	1/4	M12x1.5
6M14F682EDMLS	8, 10	3/8	M14x1.5
8M16F682EDMLS	12	1/2	M16x1.5
10M22F682EDMLS	14, 15, 16	5/8	M22x1.5
12M27F682EDMLS	18, 20	3/4	M27x2
16M33F682EDMLS	22, 25	1	M33x2

Part numbers shown are for steel. Other material options available. Go to [www.parker.com](http://www.parker.com) for details.  
Dimensions and pressures are for reference only and are subject to change.

### WNLO

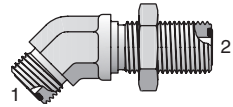
45° Bulkhead Union Elbow  
ORFS/ORFS  
SAE 520801  
WNLO-WLNL – Body with Locknut



Part Number	End Size	
	1 (in.)	2 (in.)
4 WNLO-S	1/4	1/4
6 WNLO-S	3/8	3/8
8 WNLO-S	1/2	1/2
10 WNLO-S	5/8	5/8
12 WNLO-S	3/4	3/4
16 WNLO-S	1	1
20 WNLO-S	1-1/4	1-1/4
24 WNLO-S	1-1/2	1-1/2

### WNMLO

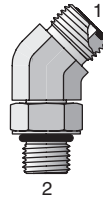
45° Bulkhead Union Elbow – mm Hex  
ORFS/ORFS  
ISO 8434-3 BHE45; SAE 52M0801  
WNMLO-WLNL – Body with Locknut



Part Number	End Size 1 & 2	
	(mm)	(in.)
4WNMLOS	6	1/4
6WNMLOS	8, 10	3/8
8WNMLOS	12	1/2
10WNMLOS	14, 15, 16	5/8
12WNMLOS	18, 20	3/4
16WNMLOS	22, 25	1
20WNMLOS	28, 30, 32	1-1/4
24WNMLOS	35, 38	1-1/2

### V5OLO

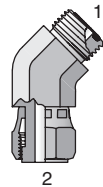
45° Straight Thread Elbow  
ORFS/SAE-ORB  
SAE 520320



Part Number	End Size	
	1 (in.)	2 UN/UNF-2A
4 V5OLO-S	1/4	7/16 - 20
4-6 V5OLO-S	1/4	9/16 - 18
6 V5OLO-S	3/8	9/16 - 18
6-4 V5OLO-S	3/8	7/16 - 20
6-8 V5OLO-S	3/8	3/4 - 16
8 V5OLO-S	1/2	3/4 - 16
8-6 V5OLO-S	1/2	9/16 - 18
8-10 V5OLO-S	1/2	7/8 - 14
10 V5OLO-S	5/8	7/8 - 14
10-8 V5OLO-S	5/8	3/4 - 16
10-12 V5OLO-S	5/8	1-1/16 - 12
12 V5OLO-S	3/4	1-1/16 - 12
12-10 V5OLO-S	3/4	7/8 - 14
12-16 V5OLO-S	3/4	1-5/16 - 12
16 V5OLO-S	1	1-5/16 - 12
16-10 V5OLO-S	1	7/8 - 14
16-12 V5OLO-S	1	1-1/16 - 12
16-20 V5OLO-S	1	1-5/8 - 12
20 V5OLO-S	1-1/4	1-5/8 - 12
24 V5OLO-S	1-1/2	1-7/8 - 12

### V6LO

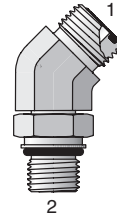
45° Swivel Nut Elbow  
ORFS/ORFS Swivel



Part Number	End Size 1 & 2	
	(in.)	(in.)
4 V6LO-S	1/4	1/4
6 V6LO-S	3/8	3/8
8 V6LO-S	1/2	1/2
10 V6LO-S	5/8	5/8
12 V6LO-S	3/4	3/4
16 V6LO-S	1	1
20 V6LO-S	1 1/4	1 1/4
24 V6LO-S	1 1/2	1 1/2

### V870MLO

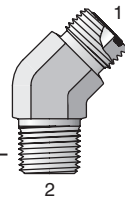
45° Metric Straight Thread Elbow  
ORFS/ISO 6149  
ISO 8434-3 SDE45; SAE 52M0387



Part Number	End Size		
	1 (mm)	2 (in.)	ISO 261
4M12V870MLOS	6	1/4	M12X1.5
4M14V870MLOS	6	1/4	M14X1.5
6M16V870MLOS	8, 10	3/8	M16X1.5
8M18V870MLOS	12	1/2	M18X1.5
10M22V870MLOS	14, 15, 16	5/8	M22X1.5
12M27V870MLOS	18, 20	3/4	M27X2
16M33V870MLOS	22, 25	1	M33X2
20M42V870MLOS	28, 30, 32	1 1/4	M42X2
24M48V870MLOS	35, 38	1 1/2	M48X2

### VLO

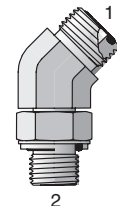
45° Male Elbow  
ORFS/NPTF



Part Number	End Size	
	1 (in.)	2 NPTF
4 VLO-S	1/4	1/8 - 27
4-4 VLO-S	1/4	1/4 - 18
6 VLO-S	3/8	1/4 - 18
6-6 VLO-S	3/8	3/8 - 18
8 VLO-S	1/2	3/8 - 18
8-8 VLO-S	1/2	1/2 - 14
10 VLO-S	5/8	1/2 - 14
12 VLO-S	3/4	3/4 - 14
16 VLO-S	1	1 - 11 1/2
20 VLO-S	1 1/4	1 1/4 - 11 1/2

### V40MLO

Male 45° Elbow  
(for ISO 1179-1 Port)  
ORFS/BSPP-ORR

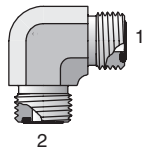


Part Number	End Size		
	1 (mm)	2 (in.)	BSPP
4V40MLOS	6	1/4	1/8 - 28
4-4V40MLOS	6	1/4	1/4 - 19
6V40MLOS	8, 10	3/8	1/4 - 19
6-6V40MLOS	8, 10	3/8	3/8 - 19
6-8V40MLOS	8, 10	3/8	1/2 - 14
8V40MLOS	12	1/2	3/8 - 19
8-8V40MLOS	12	1/2	1/2 - 14
10V40MLOS	14, 15, 16	5/8	1/2 - 14
10-12V40MLOS	14, 15, 16	5/8	3/4 - 14
12V40MLOS	18, 20	3/4	3/4 - 14
12-16V40MLOS	18, 20	3/4	1 - 11
16V40MLOS	22, 25	1	1 - 11

Part numbers shown are for steel. Other material options available. Go to [www.parker.com](http://www.parker.com) for details. Dimensions and pressures are for reference only and are subject to change.

### ELO

Union Elbow  
ORFS/ORFS  
SAE 520201

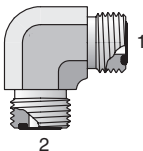


Part Number	End Size	
	1 (in.)	2 (in.)
4 ELO-S	1/4	1/4
6 ELO-S	3/8	3/8
8 ELO-S	1/2	1/2
10 ELO-S	5/8	5/8
12 ELO-S	3/4	3/4
16 ELO-S	1	1
20 ELO-S	1 1/4	1 1/4
24 ELO-S	1 1/2	1 1/2
32 ELO-S*	2	2

\*\* Size 32 is not included in SAE J1453.

### EMLO

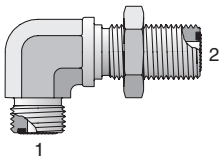
Union Elbow –  
mm Hex  
ORFS/ORFS  
ISO 8434-3 E;  
SAE 52M0201



Part Number	End Size 1 & 2	
	(mm)	(in.)
4EMLOS	6	1/4
6EMLOS	8, 10	3/8
8EMLOS	12	1/2
10EMLOS	14, 15, 16	5/8
12EMLOS	18, 20	3/4
16EMLOS	22, 25	1
20EMLOS	28, 30, 32	1 1/4
24EMLOS	35, 38	1 1/2

### WELO

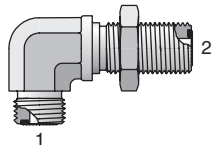
Bulkhead Union Elbow  
ORFS / ORFS  
SAE 520701  
WELO-WLNL – Body with Locknut



Part Number	End Size	
	1 (in.)	2 (in.)
4 WELO-S	1/4	1/4
6 WELO-S	3/8	3/8
8 WELO-S	1/2	1/2
10 WELO-S	5/8	5/8
12 WELO-S	3/4	3/4
16 WELO-S	1	1
20 WELO-S	1 1/4	1 1/4
24 WELO-S	1 1/2	1 1/2

### WEMLO

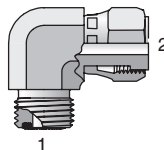
Bulkhead Union Elbow – mm Hex  
ORFS / ORFS  
ISO 8434-3 BHE  
SAE 52M0701  
WEMLOWLNL - Body with Locknut  
(See [page F21](#) for WLNML)



Part Number	End Size 1 & 2	
	(mm)	(in.)
4WEMLOS	6	1/4
6WEMLOS	8, 10	3/8
8WEMLOS	12	1/2
10WEMLOS	14, 15, 16	5/8
12WEMLOS	18, 20	3/4
16WEMLOS	22, 25	1
20WEMLOS	28, 30, 32	1 1/4
24WEMLOS	35, 38	1 1/2

### C6LO

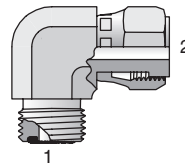
Swivel Nut Elbow  
ORFS / ORFS  
Swivel  
SAE 520221



Part Number	End Size	
	1 (in.)	2 (in.)
4 C6LO-S	1/4	1/4
6 C6LO-S	3/8	3/8
8 C6LO-S	1/2	1/2
10 C6LO-S	5/8	5/8
12 C6LO-S	3/4	3/4
16 C6LO-S	1	1
20 C6LO-S	1 1/4	1 1/4
24 C6LO-S	1 1/2	1 1/2

### C6MLO

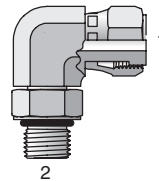
Swivel Nut Elbow – mm Hex  
ORFS / ORFS Swivel  
ISO 8434-3 SWE  
SAE 52M0221



Part Number	End Size	
	1 (mm)	2 (in.)
4C6MLOS	6	1/4
6C6MLOS	8, 10	3/8
8C6MLOS	12	1/2
10C6MLOS	14, 15, 16	5/8
12C6MLOS	18, 20	3/4
16C6MLOS	22, 25	1
20C6MLOS	28, 30, 32	1 1/4
24C6MLOS	35, 38	1 1/2

### AOEL6

Straight Thread Swivel Elbow  
ORFS Swivel / SAE-ORB  
SAE 520281

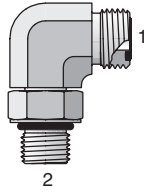


Part Number	End Size	
	1 (in.)	2 UN/UNF-2A
4 AOEL6-S	1/4	7/16 - 20
6 AOEL6-S	3/8	9/16 - 18
8 AOEL6-S	1/2	3/4 - 16
10 AOEL6-S	5/8	7/8 - 14
12 AOEL6-S	3/4	1 1/16 - 12
16 AOEL6-S	1	1 5/16 - 12
20 AOEL6-S	1 1/4	1 5/8 - 12
24 AOEL6-S	1 1/2	1 7/8 - 12

Part numbers shown are for steel. Other material options available. Go to [www.parker.com](http://www.parker.com) for details.  
Dimensions and pressures are for reference only and are subject to change.

### C5OLO

Straight Thread Elbow  
ORFS / SAE-ORB  
SAE 520220

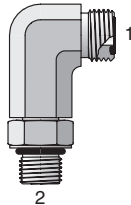


Part Number	End Size	
	1 (in.)	2 UN/UNF-2A
4 C5OLO-S	1/4	7/16 - 20
4-6 C5OLO-S***	1/4	9/16 - 18
4-8 C5OLO-S	1/4	3/4 - 16
6 C5OLO-S	3/8	9/16 - 18
6-4 C5OLO-S	3/8	7/16 - 20
6-5 C5OLO-S	3/8	1/2 - 20
6-8 C5OLO-S	3/8	3/4 - 16
6-10 C5OLO-S***	3/8	7/8 - 14
6-12 C5OLO-S	3/8	1 1/16 - 12
8 C5OLO-S	1/2	3/4 - 16
8-6 C5OLO-S	1/2	9/16 - 18
8-10 C5OLO-S***	1/2	7/8 - 14
8-12 C5OLO-S	1/2	1 1/16 - 12
10 C5OLO-S	5/8	7/8 - 14
10-8 C5OLO-S	5/8	3/4 - 16
10-12 C5OLO-S	5/8	1 1/16 - 12
12 C5OLO-S	3/4	1 1/16 - 12
12-8 C5OLO-S	3/4	3/4 - 16
12-10 C5OLO-S	3/4	7/8 - 14
12-16 C5OLO-S	3/4	1 5/16 - 12
16 C5OLO-S	1	1 5/16 - 12
16-12 C5OLO-S	1	1 1/16 - 12
16-20 C5OLO-S	1	1 5/8 - 12
20 C5OLO-S	1 1/4	1 5/8 - 12
20-16 C5OLO-S	1 1/4	1 5/16 - 12
20-24 C5OLO-S	1 1/4	1 7/8 - 12
24 C5OLO-S	1 1/2	1 7/8 - 12
24-20 C5OLO-S	1 1/2	1 5/8 - 12
32 C5OLO-S**	2	2 1/2 - 12

\*\* Size 32 is not included in SAE J1453.  
\*\*\* JJ for these parts does not conform to SAE.

### CC5OLO

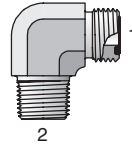
Long Straight Thread Elbow  
ORFS-Long / SAE-ORB  
SAE 521520



Part Number	End Size	
	1 (in.)	2 UN/UNF-2A
4 CC5OLO-S	1/4	7/16 - 20
6 CC5OLO-S	3/8	9/16 - 18
8 CC5OLO-S	1/2	3/4 - 16
10 CC5OLO-S	5/8	7/8 - 14
12 CC5OLO-S	3/4	1 1/16 - 12
16 CC5OLO-S	1	1 5/16 - 12

### CLO

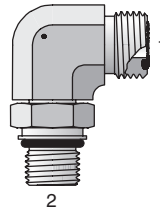
Male Pipe Elbow  
ORFS / NPTF



Part Number	End Size	
	1 (in.)	2 NPTF
4 CLO-S	1/4	1/8 - 27
4-4 CLO-S	1/4	1/4 - 18
4-6 CLO-S	1/4	3/8 - 18
4-8 CLO-S	1/4	1/2 - 14
6 CLO-S	3/8	1/4 - 18
6-6 CLO-S	3/8	3/8 - 18
6-8 CLO-S	3/8	1/2 - 14
8 CLO-S	1/2	3/8 - 18
8-4 CLO-S	1/2	1/4 - 18
8-8 CLO-S	1/2	1/2 - 14
8-12 CLO-S	1/2	3/4 - 14
10 CLO-S	5/8	1/2 - 14
10-6 CLO-S	5/8	3/8 - 18
10-12 CLO-S	5/8	3/4 - 14
12 CLO-S	3/4	3/4 - 14
12-8 CLO-S	3/4	1/2 - 14
12-16 CLO-S	3/4	1 - 11 1/2
16 CLO-S	1	1 - 11 1/2
16-12 CLO-S	1	3/4 - 14
20 CLO-S	1 1/4	1 1/4 - 11 1/2
24 CLO-S	1 1/2	1 1/2 - 11 1/2
24-20 CLO-S	1 1/2	1 1/4 - 11 1/2

### C87OMLO

90° Metric Straight Thread Elbow  
ORFS / ISO 6149  
ISO 8434-3 SDE  
SAE 52M0287

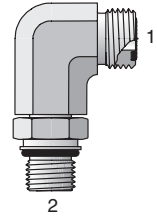


Part Number	End Size		
	1 (mm)	1 (in.)	2 ISO 261
4M12C87OMLOS	6	1/4	M12X1.5
4M14C87OMLOS	6	1/4	M14X1.5
6M12C87OMLOS	8, 10	3/8	M12X1.5
6M14C87OMLOS	8, 10	3/8	M14X1.5
6M16C87OMLOS	8, 10	3/8	M16X1.5
8M14C87OMLOS	12	1/2	M14X1.5
8M18C87OMLOS	12	1/2	M18X1.5
8M22C87OMLOS	12	1/2	M22X1.5
10M18C87OMLOS	14, 15, 16	5/8	M18X1.5
10M22C87OMLOS	14, 15, 16	5/8	M22X1.5
12M22C87OMLOS	18, 20	3/4	M22X1.5
12M27C87OMLOS	18, 20	3/4	M27X2
16M33C87OMLOS	22, 25	1	M33X2
20M38C87OMLOS*	28, 30, 32	1 1/4	M38X2
20M42C87OMLOS	28, 30, 32	1 1/4	M42X2
24M48C87OMLOS	35, 38	1 1/2	M48X2

\* For special M38x2 (ISO 6149-1 style) port. The current ISO 6149 does not include the M38 size.

### CC87OMLO

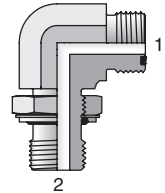
Long 90° Metric Straight Thread Elbow  
ORFS-Long / ISO 6149  
ISO 8434-3 SDEL  
SAE 52M1587



Part Number	End Size		
	1 (mm)	1 (in.)	2 ISO 261
4M12CC87OMLOS	6	1/4	M12X1.5
6M14CC87OMLOS	8, 10	3/8	M14X1.5
6M16CC87OMLOS	8, 10	3/8	M16X1.5
8M18CC87OMLOS	12	1/2	M18X1.5
8M22CC87OMLOS	12	1/2	M22X1.5
10M22CC87OMLOS	14, 15, 16	5/8	M22X1.5
12M27CC87OMLOS	18, 20	3/4	M27X2
16M33CC87OMLOS	22, 25	1	M33X2
20M42CC87OMLOS	28, 30, 32	1 1/4	M42X2

### C8OMLO

Metric Straight Thread Elbow  
ORFS / Metric-ORR



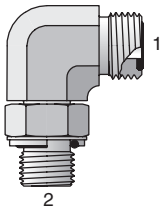
Part Number	End Size		
	1 (mm)	1 (in.)	2 ISO 261
4M12C8OMLOS	6	1/4	M12X1.5
6M12C8OMLOS	8, 10	3/8	M12X1.5
6M14C8OMLOS	8, 10	3/8	M14X1.5
6M16C8OMLOS	8, 10	3/8	M16X1.5
8M14C8OMLOS	12	1/2	M14X1.5
8M18C8OMLOS	12	1/2	M18X1.5
8M22C8OMLOS	12	1/2	M22X1.5
10M22C8OMLOS	14, 15, 16	5/8	M22X1.5
12M27C8OMLOS	18, 20	3/4	M27X2
16M33C8OMLOS	22, 25	1	M33X2
20M38C8OMLOS	28, 30, 32	1 1/4	M38X2
20M42C8OMLOS	28, 30, 32	1 1/4	M42X2

Part numbers shown are for steel. Other material options available. Go to [www.parker.com](http://www.parker.com) for details.  
Dimensions and pressures are for reference only and are subject to change.



### C40MLO

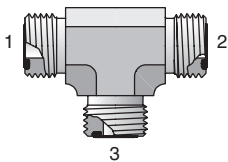
Male Elbow –  
BSPP (for  
ISO 1179-1 Port)  
ORFS / BSPP-ORR



Part Number	End Size		BSPP
	1 (mm)	2 (in.)	
4C40MLOS	6	1/4	1/8 - 28
4-4C40MLOS	6	1/4	1/4 - 19
4-6C40MLOS	6	1/4	3/8 - 19
6C40MLOS	8, 10	3/8	1/4 - 19
6-6C40MLOS	8, 10	3/8	3/8 - 19
8-4C40MLOS	12	1/2	1/4 - 19
8C40MLOS	12	1/2	3/8 - 19
8-8C40MLOS	12	1/2	1/2 - 14
8-12C40MLOS	12	1/2	3/4 - 14
10-6C40MLOS	14, 15, 16	5/8	3/8 - 19
10C40MLOS	14, 15, 16	5/8	1/2 - 14
10-12C40MLOS	14, 15, 16	5/8	3/4 - 14
10-16C40MLOS	14, 15, 16	5/8	1 - 11
12-8C40MLOS	18, 20	3/4	1/2 - 14
12C40MLOS	18, 20	3/4	3/4 - 14
12-16C40MLOS	18, 20	3/4	1 - 11
16-12C40MLOS	22, 25	1	3/4 - 14
16C40MLOS	22, 25	1	1 - 11
16-20C40MLOS	22, 25	1	1 1/4 - 11
20-16C40MLOS	28, 30, 32	1 1/4	1 - 11
20C40MLOS	28, 30, 32	1 1/4	1 1/4 - 11
20-24C40MLOS	28, 30, 32	1 1/4	1 1/2 - 11
24C40MLOS	35, 38	1 1/2	1 1/2 - 11

### JLO

Union Tee  
ORFS (all three  
ends)  
SAE 520401

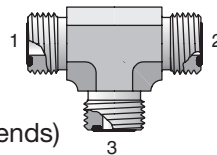


Part Number	End Size	
	1-3 (mm)	(in.)
4 JLO-S	1/4	
6 JLO-S	3/8	
8 JLO-S	1/2	
10 JLO-S	5/8	
12 JLO-S	3/4	
16 JLO-S	1	
20 JLO-S	1 1/4	
24 JLO-S	1 1/2	
32 JLO-S*	2	

\* Size 32 is not included in SAE J1453.

### JMLO

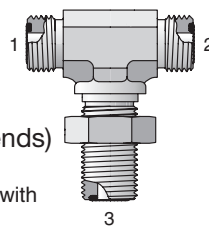
Union Tee –  
mm Hex  
ORFS (all three ends)  
ISO 8434-3 T  
SAE 52M0401



Part Number	End Size	
	1-3 (mm)	(in.)
4JMLOS	6	1/4
6JMLOS	8, 10	3/8
8JMLOS	12	1/2
10JMLOS	14, 15, 16	5/8
12JMLOS	18, 20	3/4
16JMLOS	22, 25	1
20JMLOS	28, 30, 32	1 1/4
24JMLOS	35, 38	1 1/2

### WJLO

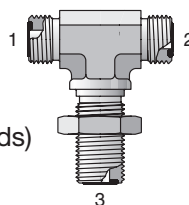
Bulkhead  
Branch Tee  
ORFS (all three ends)  
SAE 520959  
WJLO-WLNL - Body with  
Locknut  
(See [page F21](#) for WLNL)



Part Number	End Size	
	1-3 (mm)	(in.)
4 WJLO-S	1/4	
6 WJLO-S	3/8	
8 WJLO-S	1/2	
10 WJLO-S	5/8	
12 WJLO-S	3/4	
16 WJLO-S	1	

### WJMLO

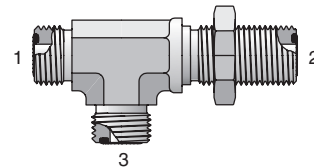
Bulkhead Union  
Tee – mm Hex  
ORFS (all three ends)  
ISO 8434-3 BHBT  
SAE 52M0959  
WJMLOWLNL – Body with  
Locknut  
(See [page F21](#) for WLNL)



Part Number	End Size	
	1-3 (mm)	(in.)
4WJMLOS	6	1/4
6WJMLOS	8, 10	3/8
8WJMLOS	12	1/2
10WJMLOS	14, 15, 16	5/8
12WJMLOS	18, 20	3/4
16WJMLOS	22, 25	1
20WJMLOS	28, 30, 32	1 1/4
24WJMLOS	35, 38	1 1/2

### WJJLO

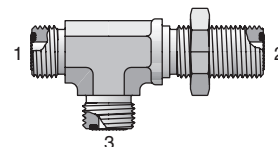
Bulkhead Run Tee  
ORFS (all three ends)  
SAE 520958  
WJJLOWLNL - Body with Locknut  
(See [page F21](#) for WLNL)



Part Number	End Size	
	1-3 (mm)	(in.)
4 WJJLO-S	1/4	
6 WJJLO-S	3/8	
8 WJJLO-S	1/2	
10 WJJLO-S	5/8	
12 WJJLO-S	3/4	
16 WJJLO-S	1	
20 WJJLO-S	1 1/4	
24 WJJLO-S	1 1/2	

### WJJMLO

Bulkhead Run Tee – mm Hex  
ORFS (all three ends)  
ISO 8434-3 BHRT  
SAE 52M0958  
WJJMLOWLNL - Body with Locknut  
(See [page F21](#) for WLNL)



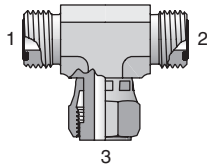
Part Number	End Size	
	1-3 (mm)	(in.)
4WJJMLOS	6	1/4
6WJJMLOS	8, 10	3/8
8WJJMLOS	12	1/2
10WJJMLOS	14, 15, 16	5/8
12WJJMLOS	18, 20	3/4
16WJJMLOS	22, 25	1
20WJJMLOS	28, 30, 32	1 1/4
24WJJMLOS	35, 38	1 1/2

Part numbers shown are for steel. Other material options available. Go to [www.parker.com](http://www.parker.com) for details.  
Dimensions and pressures are for reference only and are subject to change.



### S6LO

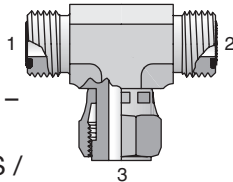
Swivel Nut  
Branch Tee  
ORFS / ORFS /  
ORFS Swivel  
SAE 520433



Part Number	End Size	
	1-3 (in.)	
4 S6LO-S	1/4	
6 S6LO-S	3/8	
8 S6LO-S	1/2	
10 S6LO-S	5/8	
12 S6LO-S	3/4	
16 S6LO-S	1	
20 S6LO-S	1 1/4	
24 S6LO-S	1 1/2	

### S6MLO

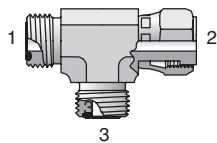
Swivel Nut  
Branch Tee –  
mm Hex  
ORFS / ORFS /  
ORFS Swivel  
ISO 8434-3 SWBT  
SAE 52M0433



Part Number	End Size	
	(mm)	(in.)
4S6MLOS	6	1/4
6S6MLOS	8,10	3/8
8S6MLOS	12	1/2
10S6MLOS	14, 15, 16	5/8
12S6MLOS	18, 20	3/4
16S6MLOS	22, 25	1
20S6MLOS	28, 30, 32	1 1/4
24S6MLOS	35, 38	1 1/2

### R6LO

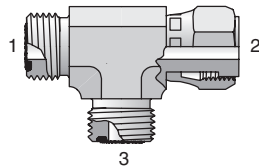
Swivel Nut Run Tee  
ORFS / ORFS Swivel / ORFS  
SAE 520432



Part Number	End Size	
	1-3 (in.)	
4 R6LO-S	1/4	
6 R6LO-S	3/8	
8 R6LO-S	1/2	
10 R6LO-S	5/8	
12 R6LO-S	3/4	
16 R6LO-S	1	
20 R6LO-S	1 1/4	
24 R6LO-S	1 1/2	

### R6MLO

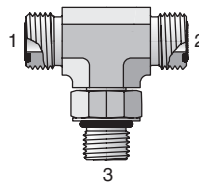
Swivel Nut Run Tee – mm Hex  
ORFS / ORFS Swivel / ORFS  
ISO 8434-3 SWRT  
SAE 52M0432



Part Number	End Size	
	(mm)	(in.)
4R6MLOS	6	1/4
6R6MLOS	8,10	3/8
8R6MLOS	12	1/2
10R6MLOS	14, 15, 16	5/8
12R6MLOS	18, 20	3/4
16R6MLOS	22, 25	1
20R6MLOS	28, 30, 32	1 1/4
24R6MLOS	35, 38	1 1/2

### S5OLO

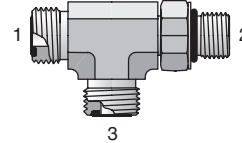
Straight Thread  
Branch Tee  
ORFS / ORFS /  
SAE-ORB  
SAE 520429



Part Number	End Size		
	1 (in.)	2 (in.)	3 UN/UNF-2A
4 S5OLO-S	1/4	1/4	7/16 - 20
4-4-6 S5OLO-S	1/4	1/4	9/16 - 18
6 S5OLO-S	3/8	3/8	9/16 - 18
6-6-4 S5OLO-S	3/8	3/8	7/16 - 20
6-6-8 S5OLO-S	3/8	3/8	3/4 - 16
8 S5OLO-S	1/2	1/2	3/4 - 16
8-8-10 S5OLO-S	1/2	1/2	7/8 - 14
8-8-12 S5OLO-S	1/2	1/2	1 1/16 - 12
10 S5OLO-S	5/8	5/8	7/8 - 14
10-10-12 S5OLO-S	5/8	5/8	1 1/16 - 12
12 S5OLO-S	3/4	3/4	1 1/16 - 12
12-12-16 S5OLO-S	3/4	3/4	1 5/16 - 12
16 S5OLO-S	1	1	1 5/16 - 12
16-16-20 S5OLO-S	1	1	1 5/8 - 12
20 S5OLO-S	1 1/4	1 1/4	1 5/8 - 12
24 S5OLO-S	1 1/2	1 1/2	1 7/8 - 12

### R5OLO

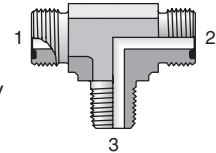
Straight Thread Run Tee  
ORFS / SAE-ORB / ORFS  
SAE 520428



Part Number	End Size		
	1 (in.)	2 UN/UNF-2A	3 (in.)
4 R5OLO-S	1/4	7/16 - 20	1/4
4-6-4 R5OLO-S	1/4	9/16 - 18	1/4
6 R5OLO-S	3/8	9/16 - 18	3/8
6-8-6 R5OLO-S	3/8	3/4 - 16	3/8
8 R5OLO-S	1/2	3/4 - 16	1/2
8-10 8 R5OLO-S	1/2	7/8 - 14	1/2
10 R5OLO-S	5/8	7/8 - 14	5/8
10-12-10 R5OLO-S	5/8	1 1/16 - 12	5/8
12 R5OLO-S	3/4	1 1/16 - 12	3/4
12-16-12 R5OLO-S	3/4	1 5/16 - 12	3/4
16 R5OLO-S	1	1 5/16 - 12	1
16-20-16 R5OLO-S	1	1 5/8 - 12	1
20 R5OLO-S	1 1/4	1 5/8 - 12	1 1/4
24 R5OLO-S	1 1/2	1 7/8 - 12	1 1/2

### SLO

Male Pipe Tee  
ORFS / ORFS /  
NPTF  
SAE 520425



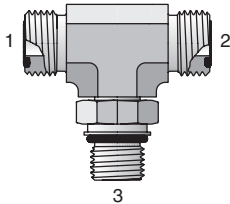
Part Number	End Size	
	1 & 2 (in.)	3 NPTF
4-4-4 SLO-S	1/4	1/4 - 18
6 SLO-S	3/8	1/4 - 18
6-6-6 SLO-S	3/8	3/8 - 18
8 SLO-S	1/2	3/8 - 18
8-8-8 SLO-S	1/2	1/2 - 14
10 SLO-S	5/8	1/2 - 14
12 SLO-S	3/4	3/4 - 14
16 SLO-S	1	1 - 11 1/2
20 SLO-S	1 1/4	1 1/4 - 11 1/2

Part numbers shown are for steel. Other material options available. Go to [www.parker.com](http://www.parker.com) for details.  
Dimensions and pressures are for reference only and are subject to change.



### S870MLO

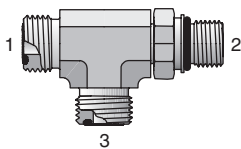
Metric Straight Thread Branch Tee  
ORFS / ORFS / ISO 6149  
ISO 8434-3 SDBT  
SAE 52M0489



Part Number	End Size		
	1 & 2 (mm)	(in.)	3 ISO 261
4M12S870MLOS	6	1/4	M12X1.5
4M14S870MLOS	6	1/4	M14X1.5
6M14S870MLOS	8, 10	3/8	M14X1.5
6M16S870MLOS	8, 10	3/8	M16X1.5
8M14S870MLOS	12	1/2	M14X1.5
8M18S870MLOS	12	1/2	M18X1.5
8M22S870MLOS	12	1/2	M22X1.5
10M22S870MLOS	14, 15, 16	5/8	M22X1.5
12M27S870MLOS	18, 20	3/4	M27X2
16M33S870MLOS	22, 25	1	M33X2
20M42S870MLOS	28, 30, 32	1 1/4	M42X2
24M48S870MLOS	35, 38	1 1/2	M48X2

### R870MLO

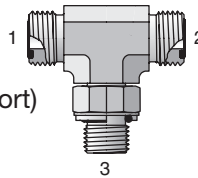
Metric Straight Thread Run Tee  
ORFS / ISO 6149 / ORFS  
ISO 8434-3 SDRT  
SAE 52M0488



Part Number	End Size		
	1 & 3 (mm)	(in.)	2 ISO 261
4M12R870MLOS	6	1/4	M12X1.5
4M14R870MLOS	6	1/4	M14X1.5
6M14R870MLOS	8, 10	3/8	M14X1.5
6M16R870MLOS	8, 10	3/8	M16X1.5
8M14R870MLOS	12	1/2	M14X1.5
8M18R870MLOS	12	1/2	M18X1.5
8M22R870MLOS	12	1/2	M22X1.5
10M22R870MLOS	14, 15, 16	5/8	M22X1.5
12M27R870MLOS	18, 20	3/4	M27X2
16M33R870MLOS	22, 25	1	M33X2
20M42R870MLOS	28, 30, 32	1 1/4	M42X2
24M48R870MLOS	35, 38	1 1/2	M48X2

### S40MLO

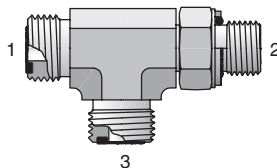
Branch Tee  
(for ISO 1179-1 Port)  
ORFS / ORFS /  
BSPP-ORR



Part Number	End Size		
	1 & 2 (mm)	(in.)	3 BSPP
4S40MLOS	6	1/4	1/8 - 28
4-4-4S40MLOS	6	1/4	1/4 - 19
6S40MLOS	8, 10	3/8	1/4 - 19
6-6-6S40MLOS	8, 10	3/8	3/8 - 19
8S40MLOS	12	1/2	3/8 - 19
8-8-8S40MLOS	12	1/2	1/2 - 14
10S40MLOS	14, 15, 16	5/8	1/2 - 14
12S40MLOS	18, 20	3/4	3/4 - 14
16S40MLOS	22, 25	1	1 - 11

### R40MLO

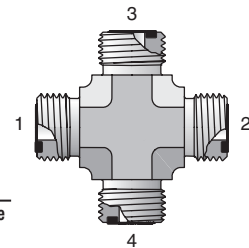
Run Tee  
(for ISO 1179-1 Port)  
ORFS / BSPP-ORR / ORFS



Part Number	End Size		
	1 & 3 (mm)	(in.)	2 BSPP
4R40MLOS	6	1/4	1/8 - 28
4-4-4R40MLOS	6	1/4	1/4 - 19
6R40MLOS	8, 10	3/8	1/4 - 19
6-6-6R40MLOS	8, 10	3/8	3/8 - 19
8R40MLOS	12	1/2	3/8 - 19
8-8-8R40MLOS	12	1/2	1/2 - 14
10R40MLOS	14, 15, 16	5/8	1/2 - 14
12R40MLOS	18, 20	3/4	3/4 - 14
16R40MLOS	22, 25	1	1 - 11

### KLO

Union Cross  
ORFS  
(all four ends)  
SAE 520501



Part Number	End Size	
	1-4 (in.)	BSPP
4 KLO-S	1/4	
6 KLO-S	3/8	
8 KLO-S	1/2	
10 KLO-S	5/8	
12 KLO-S	3/4	
16 KLO-S	1	
20 KLO-S	1 1/4	
24 KLO-S	1 1/2	

### PNLO

Plug  
ORFS  
SAE 520109



Part Number	End Size	
	1 (in.)	BSPP
4 PNLO-S	1/4	
6 PNLO-S	3/8	
8 PNLO-S	1/2	
10 PNLO-S	5/8	
12 PNLO-S	3/4	
14 PNLO-S*	7/8	
16 PNLO-S	1	
20 PNLO-S	1 1/4	
24 PNLO-S	1 1/2	
32 PNLO-S*	2	

\* Sizes 14 and 32 are not included in SAE J1453.

### PNMLO

Plug – mm Hex  
ORFS  
ISO 8434-3 PL  
SAE 52M0109



Part Number	ORFS Tube OD	
	(mm)	(in.)
4PNMLOS	6	1/4
6PNMLOS	8, 10	3/8
8PNMLOS	12	1/2
10PNMLOS	14, 15, 16	5/8
12PNMLOS	18, 20	3/4
16PNMLOS	22, 25	1
20PNMLOS	28, 30, 32	1 1/4
24PNMLOS	38	1 1/2

Part numbers shown are for steel. Other material options available. Go to [www.parker.com](http://www.parker.com) for details.  
Dimensions and pressures are for reference only and are subject to change.

### FNL

Cap  
ORFS  
SAE 520112



Part Number	Tube OD (in.)	Swivel UN/UNF-2B
4 FNL-S	1/4	9/16 - 18
6 FNL-S	3/8	11/16 - 16
8 FNL-S	1/2	13/16 - 16
10 FNL-S	5/8	1 - 14
12 FNL-S	3/4	1 3/16 - 12
14 FNL-S*	7/8	1 5/16 - 12
16 FNL-S	1	1 7/16 - 12
20 FNL-S	1 1/4	1 11/16 - 12
24 FNL-S	1 1/2	2 - 12
32 FNL-S*	2	2 1/2 - 12

\* Sizes 14 and 32 are not included in SAE J1453.

### FNML

Cap  
ORFS

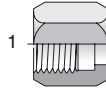


Part Number	Tube OD (mm)	Tube OD (in.)	Swivel UN/UNF-2B
4FNMLS	6	1/4	9/16 - 18
6FNMLS	8, 10	3/8	11/16 - 16
8FNMLS	12	1/2	13/16 - 16
10FNMLS	14, 15, 16	5/8	1 - 14
12FNMLS	18, 20	3/4	1 3/16 - 12
16FNMLS	22, 25	1	1 7/16 - 12
20FNMLS	28, 30, 32	1 1/4	1 11/16 - 12
24FNMLS	35, 38	1 1/2	2 - 12

## Triple-Lok® and Triple-Lok® 2 37° Flare Tube Fittings

### BTX

Nut  
37° Flare  
SAE 070110  
HPD Base # 06B



Part Number	End Size		UN/UNF-2B
	(in.)	(mm)	
2 BTX-S	1/8	—	5/16 - 24
3 BTX-S	3/16	—	3/8 - 24
4 BTX-S	1/4	6	7/16 - 20
5 BTX-S	5/16	8	1/2 - 20
6 BTX-S	3/8	10	9/16 - 18
8 BTX-S	1/2	12	3/4 - 16
10 BTX-S	5/8	14, 15, 16	7/8 - 14
12 BTX-S	3/4	18	1 1/16 - 12
20-12 BTX-S	—	20	1 1/16 - 12
14 BTX-S	7/8	—	1 3/16 - 12
16 BTX-S	1	25	1 5/16 - 12
20 BTX-S	1 1/4	28, 30, 32	1 5/8 - 12
24 BTX-S	1 1/2	35, 38	1 7/8 - 12
32 BTX-S	2	42, 50	2 1/2 - 12

Note: All stainless steel nuts are coated to prevent galling at assembly.

### TX (inch)

Sleeve  
37° Flare  
SAE 070115  
HPD Base # 06S



Part Number	End Size (in.)
2 TX-S	1/8
3 TX-S	3/16
4 TX-S	1/4
5 TX-S	5/16
6 TX-S	3/8
8 TX-S	1/2
10 TX-S	5/8
12 TX-S	3/4
14 TX-S	7/8
16 TX-S	1
20 TX-S	1 1/4
24 TX-S	1 1/2
32 TX-S	2

### TX (metric)

Sleeve  
37° Flare  
SAE 070115



Part Number	See Note	End Size (mm)	Fitting Dash Size
TXS6	3	6	-4
5 TX-S	1	8	-5
TXS10	3	10	-6
TXS12	3	12	-8
TXS14	3	14	-10
TXS15	3	15	-10
10 TX-S	1	16	-10
TXS18	3	18	-12
20-12 TX-S	2	20	-12
TXS22	3	22	-14
TXS25	3	25	-16
TXS28	3	28	-20
TXS30	3	30	-20
TXS32	3	32	-20
TXS35	3	35	-24
24 TX-S	1	38	-24

1. Inch sleeve for use with metric tubing.
2. Use with 20-12 BTX.
3. The part numbers above are for steel. Use "SS" in place of "S" for ordering stainless steel. Example: TXSS12

### WLN

Bulkhead Locknut  
SAE 080118 and 070118  
HPD Base # 53-XN



Part Number	Tube OD (in.)
3 WLN-S	3/16
4 WLN-S	1/4
5 WLN-S	5/16
6 WLN-S	3/8
8 WLN-S	1/2
10 WLN-S	5/8
12 WLN-S	3/4
14 WLN-S	7/8
16 WLN-S	1
20 WLN-S	1 1/4
24 WLN-S	1 1/2
32 WLN-S	2

Part numbers shown are for steel. Other material options available. Go to [www.parker.com](http://www.parker.com) for details. Dimensions and pressures are for reference only and are subject to change.

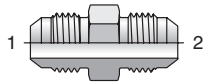
## HTX

Union

37° Flare / 37° Flare

SAE 070101

HPD Base # 0303



Part Number	End Size	
	1 (in.)	2 (in.)
2 HTX-S	1/8	1/8
3 HTX-S	3/16	3/16
4 HTX-S	1/4	1/4
4-2 HTX-S	1/4	1/8
4-3 HTX-S	1/4	3/16
5 HTX-S	5/16	5/16
5-4 HTX-S	5/16	1/4
6 HTX-S	3/8	3/8
6-4 HTX-S	3/8	1/4
6-5 HTX-S	3/8	5/16
8 HTX-S	1/2	1/2
8-4 HTX-S	1/2	1/4
8-6 HTX-S	1/2	3/8
10 HTX-S	5/8	5/8
10-8 HTX-S	5/8	1/2
12 HTX-S	3/4	3/4
12-8 HTX-S	3/4	1/2
12-10 HTX-S	3/4	5/8
14 HTX-S	7/8	7/8
16 HTX-S	1	1
16-12 HTX-S	1	3/4
20 HTX-S	1 1/4	1 1/4
24 HTX-S	1 1/2	1 1/2
24-10 HTX-S	1 1/2	5/8
24-12 HTX-S	1 1/2	3/4
24-16 HTX-S	1 1/2	1
32 HTX-S	2	2
32-24 HTX-S	2	1 1/2

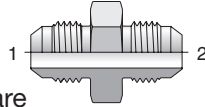
## LHTX

Large Hex Union

37° Flare / 37° Flare

SAE 070119

HPD Base # 03L3



Part Number	End Size	
	1 (in.)	2 (in.)
4 LHTX-S	1/4	1/4
4-3 LHTX-S	1/4	3/16
5 LHTX-S	5/16	5/16
6 LHTX-S	3/8	3/8
6-4 LHTX-S	3/8	1/4
8 LHTX-S	1/2	1/2
8-4 LHTX-S	1/2	1/4
8-6 LHTX-S	1/2	3/8
10 LHTX-S	5/8	5/8
12 LHTX-S	3/4	3/4
12-8 LHTX-S	3/4	1/2
16 LHTX-S	1	1
32 LHTX-S	2	2

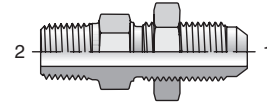
## WFTX

Male Bulkhead Connector

37° Flare / NPTF

HPD Base # 0153

WFTX-WLN – Body with locknut  
(See [page F32](#) for WLN)



Part Number	End Size	
	1 (in.)	2 NPTF
4 WFTX-S	1/4	1/8 - 27
4-4 WFTX-S	1/4	1/4 - 18
6 WFTX-S	3/8	1/4 - 18
6-6 WFTX-S	3/8	3/8 - 18
6-8 WFTX-S	3/8	1/2 - 14
8 WFTX-S	1/2	3/8 - 18
8-8 WFTX-S	1/2	1/2 - 14
10 WFTX-S	5/8	1/2 - 14
12 WFTX-S	3/4	3/4 - 14
16 WFTX-S	1	1 - 11 1/2

## WTX

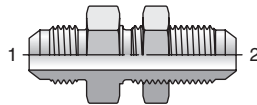
Bulkhead Union

37° Flare / 37° Flare

SAE 070601

HPD Base # 0353

WTX-WLN – Body with locknut  
(See [page F32](#) for WLN)



Part Number	End Size	
	1 & 2 (in.)	
3 WTX-S	3/16	
4 WTX-S	1/4	
5 WTX-S	5/16	
6 WTX-S	3/8	
8 WTX-S	1/2	
10 WTX-S	5/8	
12 WTX-S	3/4	
14 WTX-S	7/8	
16 WTX-S	1	
20 WTX-S	1 1/4	
24 WTX-S	1 1/2	
32 WTX-S	2	

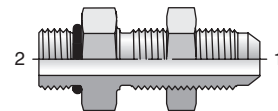
## WF50X

ORB Bulkhead Connector

37° Flare / ORB

HPD Base # 0355

WF50X-WLN – Body with locknut  
(See [page F32](#) for WLN)



Part Number	End Size	
	1 (in.)	2 UN/UNF-2A
4 WF50X-S	1/4	7/16 - 20
6 WF50X-S	3/8	9/16 - 18
8 WF50X-S	1/2	3/4 - 16
10 WF50X-S	5/8	7/8 - 14
12 WF50X-S	3/4	1 1/16 - 12
16 WF50X-S	1	1 5/16 - 12

## SBR

Braze Ring

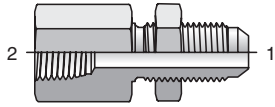


Part Number	Tube OD (in.)
4 SBR-S	1/4
6 SBR-S	3/8
8 SBR-S	1/2
10 SBR-S	5/8
12 SBR-S	3/4
14 SBR-S	7/8
16 SBR-S	1
20 SBR-S	1 1/4
24 SBR-S	1 1/2
32 SBR-S	2

Part numbers shown are for steel. Other material options available. Go to [www.parker.com](http://www.parker.com) for details.  
Dimensions and pressures are for reference only and are subject to change.

### WGTX

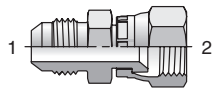
Female Bulkhead Connector  
37° Flare / NPTF  
HPD Base # 0253  
WGTX-WLN – Body with locknut  
(See page F32 for WLN)



Part Number	End Size	
	1 (in.)	2 NPTF
4 WGTX-S	1/4	1/8 - 27
4-4 WGTX-S	1/4	1/4 - 18
6 WGTX-S	3/8	1/4 - 18
6-6 WGTX-S	3/8	3/8 - 18
8 WGTX-S	1/2	3/8 - 18
8-8 WGTX-S	1/2	1/2 - 14
10 WGTX-S	5/8	1/2 - 14
12 WGTX-S	3/4	3/4 - 14
14 WGTX-S	7/8	3/4 - 14
16 WGTX-S	1	1 - 11 1/2
24 WGTX-S	1 1/2	1 1/2-11 1/2

### XHX6

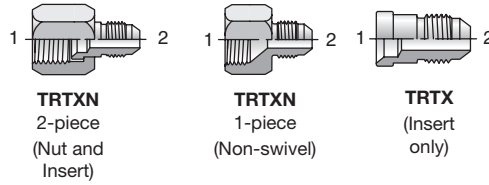
Extender and Expander  
37° Flare / 37° Flare Swivel



Part Number	End Size	
	1 (in.)	2 (in.)
4 XHX6-S	1/4	1/4
6 XHX6-S	3/8	3/8
6-4 XHX6-S	3/8	1/4
8 XHX6-S	1/2	1/2
8-6 XHX6-S	1/2	3/8
10 XHX6-S	5/8	5/8
10-8 XHX6-S	5/8	1/2
12 XHX6-S	3/4	3/4
12-10 XHX6-S	3/4	5/8
16 XHX6-S	1	1
16-12 XHX6-S	1	3/4
20-16 XHX6-S	1 1/4	1

### TRTX / TRTXN

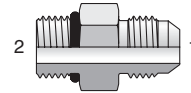
Reducer  
37° Flare  
SAE 070123 / SAE 070123A  
HPD Base # 0603 (TRTXN only)



Part Number	Part Number	Part Number	End Size	
			1 (in.)	2 (in.)
TRTXN 2-pc. Design (with Large Nut)	TRTXN 1-pc. Design (Machined Female)	TRTX Reducer Insert (For 2-pc. Design Only)		
4-2 TRTXN-S	—	4-2 TRTX-S	1/4	1/8
—	4-3 TRTXN-S	—	1/4	3/16
—	5-4 TRTXN-S	—	5/16	1/4
6-4 TRTXN-S	—	6-4 TRTX-S	3/8	1/4
—	6-5 TRTXN-S	—	3/8	5/16
8-4 TRTXN-S	—	8-4 TRTX-S	1/2	1/4
8-6 TRTXN-S	—	8-6 TRTX-S	1/2	3/8
10-4 TRTXN-S	—	10-4 TRTX-S	5/8	1/4
10-6 TRTXN-S	—	10-6 TRTX-S	5/8	3/8
—	10-8 TRTXN-S	—	5/8	1/2
12-4 TRTXN-S	—	12-4 TRTX-S	3/4	1/4
12-6 TRTXN-S	—	12-6 TRTX-S	3/4	3/8
12-8 TRTXN-S	—	12-8 TRTX-S	3/4	1/2
—	12-10 TRTXN-S	—	3/4	5/8
14-6 TRTXN-S	—	14-6 TRTX-S	7/8	3/8
14-10 TRTXN-S	—	14-10 TRTX-S	7/8	5/8
—	14-12 TRTXN-S	—	7/8	3/4
16-4 TRTXN-S	—	16-4 TRTX-S	1	1/4
16-6 TRTXN-S	—	16-6 TRTX-S	1	3/8
16-8 TRTXN-S	—	16-8 TRTX-S	1	1/2
16-10 TRTXN-S	—	16-10 TRTX-S	1	5/8
16-12 TRTXN-S	—	16-12 TRTX-S	1	3/4
—	16-14 TRTXN-S	—	1	7/8
—	—	20-8 TRTX-S	1 1/4	1/2
20-12 TRTXN-S	—	20-12 TRTX-S	1 1/4	3/4
20-16 TRTXN-S	—	20-16 TRTX-S	1 1/4	1
—	—	24-4 TRTX-S	1 1/2	1/4
24-8 TRTXN-S	—	24-8 TRTX-S	1 1/2	1/2
24-12 TRTXN-S	—	24-12 TRTX-S	1 1/2	3/4
24-16 TRTXN-S	—	24-16 TRTX-S	1 1/2	1
24-20 TRTXN-S	—	24-20 TRTX-S	1 1/2	1 1/4
—	—	32-12 TRTX-S	2	3/4
—	—	32-20 TRTX-S	2	1 1/4
32-24 TRTXN-S	—	32-24 TRTX-S	2	1 1/2

### F50X

Straight Thread Connector  
37° Flare / SAE-ORB  
SAE 070120  
HPD Base # 0503

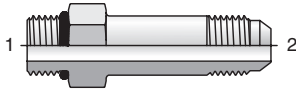


Part Number	End Size	
	1 (in.)	2 UN/UNF-2A
2 F50X-S	1/8	5/16 - 24
3 F50X-S	3/16	3/8 - 24
3-2 F50X-S	3/16	5/16 - 24
4 F50X-S	1/4	7/16 - 20
4-2 F50X-S	1/4	5/16 - 24
4-3 F50X-S	1/4	3/8 - 24
4-5 F50X-S	1/4	1/2 - 20
4-6 F50X-S	1/4	9/16 - 18
4-8 F50X-S	1/4	3/4 - 16
4-10 F50X-S	1/4	7/8 - 14
5 F50X-S	5/16	1/2 - 20
5-4 F50X-S	5/16	7/16 - 20
5-6 F50X-S	5/16	9/16 - 18
5-8 F50X-S	5/16	3/4 - 16
6 F50X-S	3/8	9/16 - 18
6-4 F50X-S	3/8	7/16 - 20
6-5 F50X-S	3/8	1/2 - 20
6-8 F50X-S	3/8	3/4 - 16
6-10 F50X-S	3/8	7/8 - 14
6-12 F50X-S	3/8	1 1/16 - 12
8 F50X-S	1/2	3/4 - 16
8-4 F50X-S	1/2	7/16 - 20
8-6 F50X-S	1/2	9/16 - 18
8-10 F50X-S	1/2	7/8 - 14
8-12 F50X-S	1/2	1 1/16 - 12
8-16 F50X-S	1/2	1 5/16 - 12
10 F50X-S	5/8	7/8 - 14
10-6 F50X-S	5/8	9/16 - 18
10-8 F50X-S	5/8	3/4 - 16
10-12 F50X-S	5/8	1 1/16 - 12
10-16 F50X-S	5/8	1 5/16 - 12
12 F50X-S	3/4	1 1/16 - 12
12-8 F50X-S	3/4	3/4 - 16
12-10 F50X-S	3/4	7/8 - 14
12-14 F50X-S	3/4	1 3/16 - 12
12-16 F50X-S	3/4	1 5/16 - 12
12-20 F50X-S	3/4	1 5/8 - 12
14 F50X-S	7/8	1 3/16 - 12
14-16 F50X-S	7/8	1 5/16 - 12
16 F50X-S	1	1 5/16 - 12
16-8 F50X-S	1	3/4 - 16
16-10 F50X-S	1	7/8 - 14
16-12 F50X-S	1	1 1/16 - 12
16-14 F50X-S	1	1 3/16 - 12
16-20 F50X-S	1	1 5/8 - 12
16-24 F50X-S	1	1 7/8 - 12
20 F50X-S	1 1/4	1 5/8 - 12
20-12 F50X-S	1 1/4	1 1/16 - 12
20-16 F50X-S	1 1/4	1 5/16 - 12
20-24 F50X-S	1 1/4	1 7/8 - 12
24 F50X-S	1 1/2	1 7/8 - 12
24-20 F50X-S	1 1/2	1 5/8 - 12
24-32 F50X-S	1 1/2	2 1/2 - 12
32 F50X-S	2	2 1/2 - 12
32-24 F50X-S	2	1 7/8 - 12

Part numbers shown are for steel. Other material options available. Go to [www.parker.com](http://www.parker.com) for details. Dimensions and pressures are for reference only and are subject to change.

### FF50X

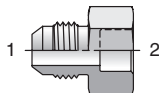
Long Straight Thread Connector  
37° Flare / SAE-ORB  
SAE 071720  
HPD Base # 053E



Part Number	End Size	
	1 (in.)	2 UN/UNF-2A
4 FF50X-S	1/4	7/16 - 20
4-6 FF50X-S	1/4	9/16 - 18
6 FF50X-S	3/8	9/16 - 18
8 FF50X-S	1/2	3/4 - 16
10 FF50X-S	5/8	7/8 - 14
12 FF50X-S	3/4	1 1/16 - 12
16 FF50X-S	1	1 5/16 - 12
20 FF50X-S	1 1/4	1 5/8 - 12

### XHB3

Braze Socket  
37° Flare / Inch  
Tube Braze

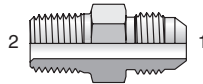


Part Number	End Size	
	1 (in.)	2 (in.)
4 XHB3-S	1/4	1/4
6 XHB3-S	3/8	3/8
6-4 XHB3-S	3/8	1/4
6-8 XHB3-S	3/8	1/2
8 XHB3-S	1/2	1/2
8-10 XHB3-S	1/2	5/8
10 XHB3-S	5/8	5/8
10-8 XHB3-S	5/8	1/2
10-12 XHB3-S	5/8	3/4
12 XHB3-S	3/4	3/4
12-10 XHB3-S	3/4	5/8
12-16 XHB3-S	3/4	1
16 XHB3-S	1	1
16-20 XHB3-S	1	1 1/4
20 XHB3-S	1 1/4	1 1/4
20-24 XHB3-S	1 1/4	1 1/2
24 XHB3-S	1 1/2	1 1/2
32 XHB3-S	2	2

Note: Braze rings are on [page F33](#).

### FTX

Male Connector  
37° Flare / NPTF  
SAE 070102  
HPD Base # 0103

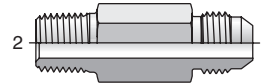


Part Number	End Size	
	1 (in.)	2 NPTF
2 FTX-S	1/8	1/8 - 27
3 FTX-S	3/16	1/8 - 27
4 FTX-S	1/4	1/8 - 27
4-4 FTX-S	1/4	1/4 - 18
4-6 FTX-S	1/4	3/8 - 18
4-8 FTX-S	1/4	1/2 - 14
5 FTX-S	5/16	1/8 - 27
5-4 FTX-S	5/16	1/4 - 18
5-6 FTX-S	5/16	3/8 - 18
6 FTX-S	3/8	1/4 - 18
6-2 FTX-S	3/8	1/8 - 27
6-6 FTX-S	3/8	3/8 - 18
6-8 FTX-S	3/8	1/2 - 14
6-12 FTX-S	3/8	3/4 - 14
8 FTX-S	1/2	3/8 - 18
8-2 FTX-S	1/2	1/8 - 27
8-4 FTX-S	1/2	1/4 - 18
8-8 FTX-S	1/2	1/2 - 14
8-12 FTX-S	1/2	3/4 - 14
8-16 FTX-S	1/2	1 - 11 1/2
10 FTX-S	5/8	1/2 - 14
10-6 FTX-S	5/8	3/8 - 18
10-12 FTX-S	5/8	3/4 - 14
12 FTX-S	3/4	3/4 - 14
12-6 FTX-S	3/4	3/8 - 18
12-8 FTX-S	3/4	1/2 - 14
12-16 FTX-S	3/4	1 - 11 1/2
12-20 FTX-S	3/4	1 1/4 - 11 1/2
14 FTX-S	7/8	3/4 - 14
16 FTX-S	1	1 - 11 1/2
16-8 FTX-S	1	1/2 - 14
16-12 FTX-S	1	3/4 - 14
16-20 FTX-S	1	1 1/4 - 11 1/2
16-24 FTX-S	1	1 1/2 - 11 1/2
20 FTX-S	1 1/4	1 1/4 - 11 1/2
20-16 FTX-S	1 1/4	1 - 11 1/2
20-24 FTX-S	1 1/4	1 1/2 - 11 1/2
24 FTX-S	1 1/2	1 1/2 - 11 1/2
24-16 FTX-S	1 1/2	1 - 11 1/2
24-20 FTX-S	1 1/2	1 1/4 - 11 1/2
24-32 FTX-S	1 1/2	2 - 11 1/2
32 FTX-S	2	2 - 11 1/2
32-24 FTX-S	2	1 1/2 - 11 1/2
40 FTX-S	2 1/2	2 1/2 - 8

• Note: All "FTX" fittings include a 30° chamfer for sealing with NPSM swivel type fittings (steel only)

### FFTX

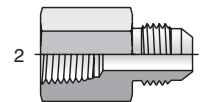
Long Male Connector  
37° Flare / NPTF  
SAE 071802  
HPD Base # 013E



Part Number	End Size	
	1 (in.)	2 NPTF
4 FFTX-S	1/4	1/8 - 27
4-4 FFTX-S	1/4	1/4 - 18
6 FFTX-S	3/8	1/4 - 18
6-6 FFTX-S	3/8	3/8 - 18
8 FFTX-S	1/2	3/8 - 18
8-8 FFTX-S	1/2	1/2 - 14
10 FFTX-S	5/8	1/2 - 14
12 FFTX-S	3/4	3/4 - 14

### GTX

Female Connector  
37° Flare / NPTF  
SAE 070103  
HPD Base # 0203



Part Number	End Size	
	1 (in.)	2 NPTF
2 GTX-S	1/8	1/8 - 27
3 GTX-S	3/16	1/8 - 27
4 GTX-S	1/4	1/8 - 27
4-4 GTX-S	1/4	1/4 - 18
4-6 GTX-S	1/4	3/8 - 18
4-8 GTX-S	1/4	1/2 - 14
5 GTX-S	5/16	1/8 - 27
5-4 GTX-S	5/16	1/4 - 18
6 GTX-S	3/8	1/4 - 18
6-2 GTX-S	3/8	1/8 - 27
6-6 GTX-S	3/8	3/8 - 18
6-8 GTX-S	3/8	1/2 - 14
8 GTX-S	1/2	3/8 - 18
8-4 GTX-S	1/2	1/4 - 18
8-8 GTX-S	1/2	1/2 - 14
8-12 GTX-S	1/2	3/4 - 14
10 GTX-S	5/8	1/2 - 14
10-12 GTX-S	5/8	3/4 - 14
12 GTX-S	3/4	3/4 - 14
12-8 GTX-S	3/4	1/2 - 14
12-16 GTX-S	3/4	1 - 11 1/2
14 GTX-S	7/8	3/4 - 14
16 GTX-S	1	1 - 11 1/2
16-12 GTX-S	1	3/4 - 14
16-20 GTX-S	1	1 1/4 - 11 1/2
20 GTX-S	1 1/4	1 1/4 - 11 1/2
20-16 GTX-S	1 1/4	1 - 11 1/2
24 GTX-S	1 1/2	1 1/2 - 11 1/2
32 GTX-S	2	2 - 11 1/2

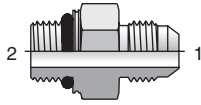
Part numbers shown are for steel. Other material options available. Go to [www.parker.com](http://www.parker.com) for details.  
Dimensions and pressures are for reference only and are subject to change.





## F870MX

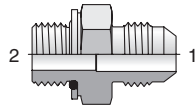
Male Connector  
37° Flare / ISO 6149



Part Number	End Size		
	1 (mm)	1 (in.)	2 Male Metric Parallel Thread
4M10F870MXS	6	1/4	M10x1
5M12F870MXS	8	5/16	M12x1.5
6M14F870MXS	10	3/8	M14x1.5
6M16F870MXS	10	3/8	M16x1.5
8M16F870MXS	12	1/2	M16x1.5
8M18F870MXS	12	1/2	M18x1.5
10M18F870MXS	14, 15, 16	5/8	M18x1.5
10M22F870MXS	14, 15, 16	5/8	M22x1.5
12M22F870MXS	18, 20	3/4	M22x1.5
12M27F870MXS	18, 20	3/4	M27x2
16M27F870MXS	25	1	M27x2
16M33F870MXS	25	1	M33x2
20M42F870MXS	30, 32	1 1/4	M42x2
24M48F870MXS	38	1 1/2	M48x2

## F80MX

Male Connector  
37° Flare / Metric-ORR

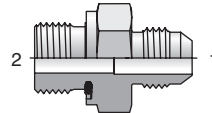


Part Number	End Size		
	1 (mm)	1 (in.)	2 Male Metric Parallel Thread
4M10F80MXS	6	1/4	M10x1
5M12F80MXS	8	5/16	M12x1.5
6M14F80MXS	10	3/8	M14x1.5
8M16F80MXS	12	1/2	M16x1.5
8M18F80MXS	12	1/2	M18x1.5
10M18F80MXS	14, 15, 16	5/8	M18x1.5
10M22F80MXS	14, 15, 16	5/8	M22x1.5
12M22F80MXS	18, 20	3/4	M22x1.5
12M24F80MXS	18, 20	3/4	M24x1.5
12M27F80MXS	18, 20	3/4	M27x2
16M27F80MXS	25	1	M27x2
16M33F80MXS	25	1	M33x2
20M42F80MXS	30, 32	1 1/4	M42x2
24M48F80MXS	38	1 1/2	M48x2

Note: If F80MX is not available, use F82EDMX.

## F82EDMX

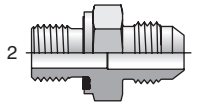
Male Connector  
37° Flare / Metric-ED



Part Number	End Size		
	1 (mm)	1 (in.)	2 Male Metric Parallel Thread
4M10F82EDMXS	6	1/4	M10x1
5M12F82EDMXS	8	5/16	M12x1.5
6M14F82EDMXS	10	3/8	M14x1.5
6M16F82EDMXS	10	3/8	M16x1.5
8M16F82EDMXS	12	1/2	M16x1.5
8M18F82EDMXS	12	1/2	M18x1.5
10M18F82EDMXS	14, 15, 16	5/8	M18x1.5
10M22F82EDMXS	14, 15, 16	5/8	M22x1.5
12M22F82EDMXS	18, 20	3/4	M22x1.5
12M27F82EDMXS	18, 20	3/4	M27x2
16M33F82EDMXS	25	1	M33x2
20M42F82EDMXS	30, 32	1 1/4	M42x2

## F42EDMX

Male Connector  
37° Flare / BSPP-ED



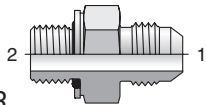
Part Number	End Size		
	1 (mm)	1 (in.)	2 BSPP
4F42EDMXS	6	1/4	1/8 - 28
4-4F42EDMXS	6	1/4	1/4 - 19
4-6F42EDMXS	6	1/4	3/8 - 19
4-8F42EDMXS	6	1/4	1/2 - 14
5F42EDMXS	8	5/16	1/8 - 28
5-4F42EDMXS	8	5/16	1/4 - 19
5-6F42EDMXS	8	5/16	3/8 - 19
6-2F42EDMXS	10	3/8	1/8 - 28
6F42EDMXS	10	3/8	1/4 - 19
6-6F42EDMXS	10	3/8	3/8 - 19
6-8F42EDMXS	10	3/8	1/2 - 14
8F42EDMXS	12	1/2	3/8 - 19
8-4F42EDMXS	12	1/2	1/4 - 19
8-8F42EDMXS	12	1/2	1/2 - 14
8-12F42EDMXS	12	1/2	3/4 - 14
10F42EDMXS	14, 15, 16	5/8	1/2 - 14
10-6F42EDMXS	14, 15, 16	5/8	3/8 - 19
10-12F42EDMXS	14, 15, 16	5/8	3/4 - 14
12F42EDMXS	18, 20	3/4	3/4 - 14
12-6F42EDMXS	18, 20	3/4	3/8 - 19
12-8F42EDMXS	18, 20	3/4	1/2 - 14
12-16F42EDMXS	18, 20	3/4	1 - 11
16F42EDMXS	25	1	1 - 11
16-12F42EDMXS	25	1	3/4 - 14
16-20F42EDMXS	25	1	1 1/4 - 11
20-16F42EDMXS	30, 32	1 1/4	1 - 11
20F42EDMXS	30, 32	1 1/4	1 1/4 - 11
20-24F42EDMXS	30, 32	1 1/4	1 1/2 - 11
24F42EDMXS	38	1 1/2	1 1/2 - 11
24-20F42EDMXS	38	1 1/2	1 1/4 - 11

Note: If F40MX is not available, use F42EDMX.

Part numbers shown are for steel. Other material options available. Go to [www.parker.com](http://www.parker.com) for details.  
Dimensions and pressures are for reference only and are subject to change.

### F40MX

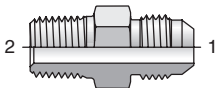
Male Connector  
37° Flare / BSPP-ORR



Part Number	End Size		
	1 (mm)	1 (in.)	2 BSPP
4F40MXS	6	1/4	1/8 - 28
4-4F40MXS	6	1/4	1/4 - 19
4-6F40MXS	6	1/4	3/8 - 19
4-8F40MXS	6	1/4	1/2 - 14
5-4F40MXS	8	5/16	1/4 - 19
5-6F40MXS	8	5/16	3/8 - 19
6F40MXS	10	3/8	1/4 - 19
6-6F40MXS	10	3/8	3/8 - 19
6-8F40MXS	10	3/8	1/2 - 14
8-4F40MXS	12	1/2	1/4 - 19
8F40MXS	12	1/2	3/8 - 19
8-8F40MXS	12	1/2	1/2 - 14
8-12F40MXS	12	1/2	3/4 - 14
10-6F40MXS	14, 15, 16	5/8	3/8 - 19
10F40MXS	14, 15, 16	5/8	1/2 - 14
12-8F40MXS	18, 20	3/4	1/2 - 14
12F40MXS	18, 20	3/4	3/4 - 14
12-16F40MXS	18, 20	3/4	1 - 11
16-12F40MXS	25	1	3/4 - 14
16F40MXS	25	1	1 - 11
16-20F40MXS	25	1	1 1/4 - 11
20F40MXS	30, 32	1 1/4	1 1/4 - 11
24-20F40MXS	38	1 1/2	1 1/4 - 11
24F40MXS	38	1 1/2	1 1/2 - 11

### F3MX

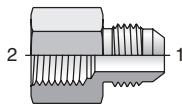
Male Connector  
37° Flare / BSPT



Part Number	End Size		
	1 (mm)	1 (in.)	2 BSPT
4F3MXS	6	1/4	1/8 - 28
4-4F3MXS	6	1/4	1/4 - 19
5F3MXS	8	5/16	1/8 - 28
5-4F3MXS	8	5/16	1/4 - 19
6F3MXS	10	3/8	1/4 - 19
6-6F3MXS	10	3/8	3/8 - 19
6-8F3MXS	10	3/8	1/2 - 14
8-4F3MXS	12	1/2	1/4 - 19
8F3MXS	12	1/2	3/8 - 19
8-8F3MXS	12	1/2	1/2 - 14
10-6F3MXS	14, 15, 16	5/8	3/8 - 19
10F3MXS	14, 15, 16	5/8	1/2 - 14
10-12F3MXS	14, 15, 16	5/8	3/4 - 14
12-8F3MXS	18, 20	3/4	1/2 - 14
12F3MXS	18, 20	3/4	3/4 - 14
12-16F3MXS	18, 20	3/4	1 - 11
16-12F3MXS	25	1	3/4 - 14
16F3MXS	25	1	1 - 11
20-16F3MXS	30, 32	1 1/4	1 - 11
20F3MXS	30, 32	1 1/4	1 1/4 - 11
24F3MXS	38	1 1/4	1 1/2 - 11

### G4MX

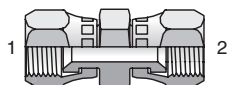
Female Connector  
37° Flare / BSPP



Part Number	End Size		
	1 (mm)	1 (in.)	2 BSPP
4G4MXS	6	1/4	1/8 - 28
4-4G4MXS	6	1/4	1/4 - 19
5G4MXS	8	5/16	1/8 - 28
6G4MXS	10	3/8	1/4 - 19
6-6G4MXS	10	3/8	3/8 - 19
8G4MXS	12	1/2	3/8 - 19
8-8G4MXS	12	1/2	1/2 - 14
10G4MXS	14, 15, 16	5/8	1/2 - 14
12G4MXS	18, 20	3/4	3/4 - 14
16G4MXS	25	1	1 - 11

### HX6

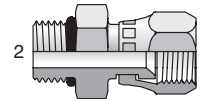
Swivel Nut Union  
37° Swivel / 37° Swivel  
HPD Base # 0606



Part Number	End Size
	1 & 2 (in.)
4 HX6-S	1/4
6 HX6-S	3/8
8 HX6-S	1/2
10 HX6-S	5/8
12 HX6-S	3/4
16 HX6-S	1

### F650X

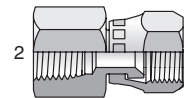
Swivel Straight Thread Connector  
37° Swivel / SAE-ORB  
HPD Base # 0506



Part Number	End Size	
	1 (in.)	2 UN/UNF-2A
4 F650X-S	1/4	7/16 - 20
4-6 F650X-S	1/4	9/16 - 18
5 F650X-S	5/16	1/2 - 20
6 F650X-S	3/8	9/16 - 18
6-4 F650X-S	3/8	7/16 - 20
6-8 F650X-S	3/8	3/4 - 16
8 F650X-S	1/2	3/4 - 16
8-6 F650X-S	1/2	9/16 - 18
8-10 F650X-S	1/2	7/8 - 14
10 F650X-S	5/8	7/8 - 14
10-8 F650X-S	5/8	3/4 - 16
10-12 F650X-S	5/8	1 1/16 - 12
12 F650X-S	3/4	1 1/16 - 12
12-10 F650X-S	3/4	7/8 - 14
12-16 F650X-S	3/4	1 5/16 - 12
16 F650X-S	1	1 5/16 - 12
16-12 F650X-S	1	1 1/16 - 12
20 F650X-S	1 1/4	1 5/8 - 12

### G6X

Swivel Nut Female Connector  
37° Swivel / NPTF  
HPD Base # 0206



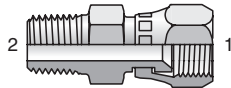
Part Number	End Size	
	1 (in.)	2 NPTF
4 G6X-S	1/4	1/8 - 27
4-4 G6X-S	1/4	1/4 - 18
6 G6X-S	3/8	1/4 - 18
6-6 G6X-S	3/8	3/8 - 18
6-8 G6X-S	3/8	1/2 - 14
8 G6X-S	1/2	3/8 - 18
8-8 G6X-S	1/2	1/2 - 14
10 G6X-S	5/8	1/2 - 14
12 G6X-S	3/4	3/4 - 14
12-8 G6X-S	3/4	1/2 - 14
16 G6X-S	1	1 - 11 1/2
20 G6X-S	1 1/4	1 1/4 - 11 1/2
24 G6X-S	1 1/2	1 1/2 - 11 1/2
32 G6X-S	2	2 - 11 1/2

Part numbers shown are for steel. Other material options available. Go to [www.parker.com](http://www.parker.com) for details.  
Dimensions and pressures are for reference only and are subject to change.



### F6X

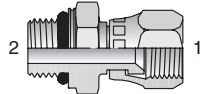
Swivel Connector  
37° Swivel / NPTF  
HPD Base # 0106



Part Number	End Size	
	1 (in.)	2 NPTF
4 F6X-S	1/4	1/8 - 27
4-4 F6X-S	1/4	1/4 - 18
5-4 F6X-S	5/16	1/4 - 18
6 F6X-S	3/8	1/4 - 18
6-6 F6X-S	3/8	3/8 - 18
8 F6X-S	1/2	3/8 - 18
8-8 F6X-S	1/2	1/2 - 14
10 F6X-S	5/8	1/2 - 14
10-6 F6X-S	5/8	3/8 - 18
12 F6X-S	3/4	3/4 - 14
12-8 F6X-S	3/4	1/2 - 14
16 F6X-S	1	1 - 11 1/2
16-12 F6X-S	1	3/4 - 14
20 F6X-S	1 1/4	1 1/4 - 11 1/2
24 F6X-S	1 1/2	1 1/2 - 11 1/2
32 F6X-S	2	2 - 11 1/2

### F6870MX

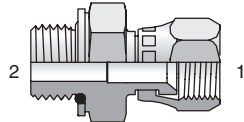
Swivel Connector  
37° Swivel / ISO 6149



Part Number	End Size		
	1 (mm)	2 (in.)	Male Metric Parallel Thread
4M10F6870MXS	6	1/4	M10x1
5M12F6870MXS	8	5/16	M12x1.5
6M14F6870MXS	10	3/8	M14x1.5
8M16F6870MXS	12	1/2	M16x1.5
10M22F6870MXS	14, 15, 16	5/8	M22x1.5
12M27F6870MXS	18, 20	3/4	M27x2
16M33F6870MXS	25	1	M33x2

### F680MX

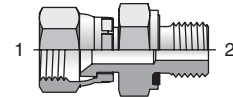
Swivel Connector  
Metric-ORR / 37° Swivel



Part Number	End Size		
	1 (mm)	2 (in.)	Male Metric Parallel Thread
4M10F680MXS	6	1/4	M10x1
5M12F680MXS	8	5/16	M12x1.5
6M14F680MXS	10	3/8	M14x1.5
8M16F680MXS	12	1/2	M16x1.5
10M22F680MXS	14, 15, 16	5/8	M22x1.5
12M27F680MXS	18, 20	3/4	M27x2
16M33F680MXS	25	1	M33x2

### F642EDMX

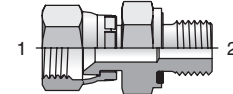
Swivel Connector  
37° Swivel / BSPP-ED



Part Number	End Size		
	1 (mm)	2 (in.)	BSPP
4F642EDMXS	6	1/4	1/8 - 28
4-4F642EDMXS	6	1/4	1/4 - 19
5F642EDMXS	8	5/16	1/8 - 28
5-4F642EDMXS	8	5/16	1/4 - 19
6F642EDMXS	10	3/8	1/4 - 19
6-6F642EDMXS	10	3/8	3/8 - 19
8F642EDMXS	12	1/2	3/8 - 19
8-4F642EDMXS	12	1/2	1/4 - 19
10F642EDMXS	14, 15, 16	5/8	1/2 - 14
10-6F642EDMXS	14, 15, 16	5/8	3/8 - 19
12F642EDMXS	18, 20	3/4	3/4 - 14
12-8F642EDMXS	18, 20	3/4	1/2 - 14
16F642EDMXS	25	1	1 - 11
16-12F642EDMXS	25	1	3/4 - 14
20F642EDMXS	28, 30, 32	1 1/4	1 1/4 - 11
20-16F642EDMXS	28, 30, 32	1 1/4	1 - 11
24F642EDMXS	35, 38	1 1/2	1 1/2 - 11
24-20F642EDMXS	35, 38	1 1/2	1 1/4 - 11

### F682EDMX

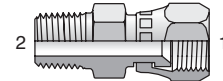
Metric-ED / 37° Swivel



Part Number	End Size		
	1 (mm)	2 (in.)	Male Metric Parallel Thread
4M10F682EDMXS	6	1/4	M10x1
5M12F682EDMXS	8	5/16	M12x1.5
6M14F682EDMXS	10	3/8	M14x1.5
8M16F682EDMXS	12	1/2	M16x1.5
10M22F682EDMXS	14, 15, 16	5/8	M22x1.5
12M27F682EDMXS	18, 20	3/4	M27x2
16M33F682EDMXS	25	1	M33x2

### F63MX

Swivel Connector  
37° Swivel / BSPT

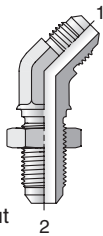


Part Number	End Size		
	1 (mm)	2 (in.)	BSPT
4F63MXS	6	1/4	1/8 - 20
4-4F63MXS	6	1/4	1/4 - 19
5-4F63MXS	8	5/16	1/4 - 19
6F63MXS	10	3/8	1/4 - 19
6-6F63MXS	10	3/8	3/8 - 19
8-4F63MXS	12	1/2	1/4 - 19
8F63MXS	12	1/2	3/8 - 19
10F63MXS	14, 15, 16	5/8	1/2 - 14
12-8F63MXS	20	3/4	1/2 - 14
12F63MXS	18, 20	3/4	3/4 - 14
16-12F63MXS	25	1	3/4 - 14
16F63MXS	25	1	1 - 11
20F63MXS	30, 32	1 1/4	1 1/4 - 11

Part numbers shown are for steel. Other material options available. Go to [www.parker.com](http://www.parker.com) for details.  
Dimensions and pressures are for reference only and are subject to change.

## WNTX

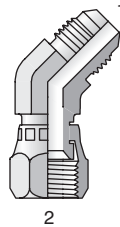
45° Bulkhed Union Elbow  
37° Flare / 37° Flare  
SAE 070801  
HPD Base # 3353  
WNTX-WLN – Body with locknut  
(See [page F32](#) for WLN)



Part Number	End Size	
	1 (in.)	2 (in.)
4 WNTX-S	1/4	
5 WNTX-S	5/16	
6 WNTX-S	3/8	
8 WNTX-S	1/2	
10 WNTX-S	5/8	
12 WNTX-S	3/4	
16 WNTX-S	1	
20 WNTX-S	1 1/4	

## V6X

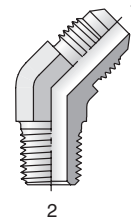
45° Swivel Nut Elbow  
37° Flare / 37° Swivel  
SAE 070321  
HPD Base # 3703



Part Number	End Size	
	1 & 2 (in.)	
4 V6X-S	1/4	
5 V6X-S	5/16	
6 V6X-S	3/8	
8 V6X-S	1/2	
10 V6X-S	5/8	
12 V6X-S	3/4	
14 V6X-S	7/8	
16 V6X-S	1	
20 V6X-S	1 1/4	
24 V6X-S	1 1/2	
32 V6X-S	2	

## VTX

45° Male Elbow  
37° Flare / NPTF  
SAE 070302  
HPD Base # 3103

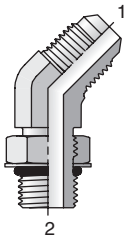


Part Number	End Size	
	1 (in.)	2 NPTF
2 VTX-S	1/8	1/8 - 27
3 VTX-S	3/16	1/8 - 27
4 VTX-S	1/4	1/8 - 27
4-4 VTX-S	1/4	1/4 - 18
4-6 VTX-S	1/4	3/8 - 18
5 VTX-S	5/16	1/8 - 27
5-4 VTX-S	5/16	1/4 - 18
6 VTX-S	3/8	1/4 - 18
6-2 VTX-S	3/8	1/8 - 27
6-6 VTX-S	3/8	3/8 - 18
6-8 VTX-S	3/8	1/2 - 14
8 VTX-S	1/2	3/8 - 18
8-4 VTX-S	1/2	1/4 - 18
8-8 VTX-S	1/2	1/2 - 14
8-12 VTX-S	1/2	3/4 - 14
10 VTX-S	5/8	1/2 - 14
10-6 VTX-S	5/8	3/8 - 18
10-12 VTX-S	5/8	3/4 - 14
12 VTX-S	3/4	3/4 - 14
12-8 VTX-S	3/4	1/2 - 14
12-16 VTX-S	3/4	1 - 11 1/2
14 VTX-S	7/8	3/4 - 14
16 VTX-S	1	1 - 11 1/2
16-12 VTX-S	1	3/4 - 14
16-20 VTX-S	1	1 1/4 - 11 1/2
20 VTX-S	1 1/4	1 1/4 - 11 1/2
20-16 VTX-S	1 1/4	1 - 11 1/2
24 VTX-S	1 1/2	1 1/2 - 11 1/2
32 VTX-S	2	2 - 11 1/2

Note: All "VTX" fittings include a 30° chamfer for sealing with NPSM swivel type fittings (steel only).

## V50X

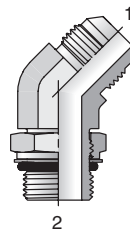
45° Straight Thread Elbow  
37° Flare / SAE-ORB  
SAE 070320  
HPD Base # 3503



Part Number	End Size	
	1 (in.)	2 UN/UNF-2A
4 V50X-S	1/4	7/16 - 20
4-6 V50X-S	1/4	9/16 - 18
5 V50X-S	5/16	1/2 - 20
6 V50X-S	3/8	9/16 - 18
6-4 V50X-S	3/8	7/16 - 20
6-8 V50X-S	3/8	3/4 - 16
8 V50X-S	1/2	3/4 - 16
8-6 V50X-S	1/2	9/16 - 18
8-10 V50X-S	1/2	7/8 - 14
8-12 V50X-S	1/2	1 1/16 - 12
10 V50X-S	5/8	7/8 - 14
10-8 V50X-S	5/8	3/4 - 16
10-12 V50X-S	5/8	1 1/16 - 12
12 V50X-S	3/4	1 1/16 - 12
12-10 V50X-S	3/4	7/8 - 14
12-16 V50X-S	3/4	1 5/16 - 12
14 V50X-S	7/8	1 3/16 - 12
16 V50X-S	1	1 5/16 - 12
16-12 V50X-S	1	1 1/16 - 12
16-20 V50X-S	1	1 5/8 - 12
20 V50X-S	1 1/4	1 5/8 - 12
20-16 V50X-S	1 1/4	1 5/16 - 12
24 V50X-S	1 1/2	1 7/8 - 12
32 V50X-S	2	2 1/2 - 12

## V870MX

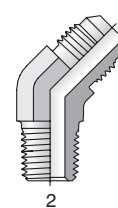
Male 45° Elbow  
37° Flare / ISO 6149



Part Number	End Size		
	1 (mm)	2 (in.)	Male Metric Parallel Thread
4M12V870MXS	6	1/4	M12X1.5
6M14V870MXS	10	3/8	M14X1.5
8M16V870MXS	12	1/2	M16 X 1.5
10M22V870MXS	14, 15, 16	5/8	M22 X 1.5
12M27V870MXS	18, 20	3/4	M27 X 2.0
16M33V870MXS	25	1	M33 X 2.0

## V3MX

Male 45° Elbow  
37° Flare / BSPT

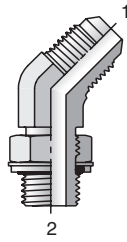


Part Number	End Size		
	1 (mm)	2 (in.)	BSPT
4V3MXS	6	1/4	1/8 - 28
4-4V3MXS	6	1/4	1/4 - 19
6V3MXS	10	3/8	1/4 - 19
6-6V3MXS	10	3/8	3/8 - 19
8V3MXS	12	1/2	3/8 - 19
8-8V3MXS	12	1/2	1/2 - 14
12V3MXS	18, 20	3/4	3/4 - 14

Part numbers shown are for steel. Other material options available. Go to [www.parker.com](http://www.parker.com) for details.  
Dimensions and pressures are for reference only and are subject to change.

### V40MX

Male 45° Elbow  
37° Flare / BSPP-ORR

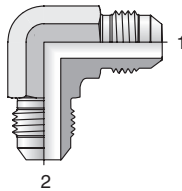


Part Number	End Size		
	1 (mm)	1 (in.)	2 BSPP
4V40MXS	6	1/4	1/8 - 28
6V40MXS	10	3/8	1/4 - 19
8V40MXS	12	1/2	3/8 - 19
10V40MXS	14,15,16	5/8	1/2 - 14
12V40MXS	18,20	3/4	3/4 - 14
16V40MXS	25	1	1 - 11

### ETX

Union Elbow  
37° Flare / 37° Flare

SAE 070201  
HPD Base # 2303



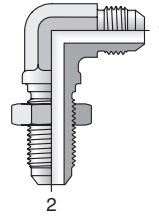
Part Number	End Size	
	1 (in.)	2 (in.)
2 ETX-S	1/8	1/8
3 ETX-S	3/16	3/16
4 ETX-S	1/4	1/4
5 ETX-S	5/16	5/16
6 ETX-S	3/8	3/8
6-4 ETX-S	3/8	1/4
8 ETX-S	1/2	1/2
8-6 ETX-S	1/2	3/8
10 ETX-S	5/8	5/8
10-8 ETX-S	5/8	1/2
12 ETX-S	3/4	3/4
12-8 ETX-S	3/4	1/2
12-10 ETX-S	3/4	5/8
14 ETX-S	7/8	7/8
16 ETX-S	1	1
16-12 ETX-S	1	3/4
20 ETX-S	1 1/4	1 1/4
24 ETX-S	1 1/2	1 1/2
32 ETX-S	2	2

### WETX

Bulkhead Union Elbow  
37° Flare / 37° Flare

SAE 070701  
HPD Base # 2353  
WETX-WLN – Body with locknut

(See page F32 for WLN)

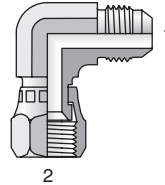


Part Number	End Size	
	1 (in.)	2 (in.)
3 WETX-S	3/16	
4 WETX-S	1/4	
5 WETX-S	5/16	
6 WETX-S	3/8	
8 WETX-S	1/2	
10 WETX-S	5/8	
12 WETX-S	3/4	
14 WETX-S	7/8	
16 WETX-S	1	
20 WETX-S	1 1/4	

### C6X

Swivel Nut Elbow  
37° Flare / 37° Swivel

SAE 070221  
HPD Base # 3903

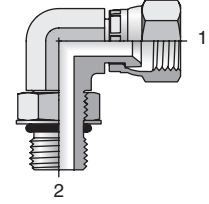


Part Number	End Size	
	1 (in.)	2 (in.)
3 C6X-S	3/16	3/16
4 C6X-S	1/4	1/4
5 C6X-S	5/16	5/16
6 C6X-S	3/8	3/8
8 C6X-S	1/2	1/2
10 C6X-S	5/8	5/8
12 C6X-S	3/4	3/4
12-24 C6X-S	3/4	1 1/2
14 C6X-S	7/8	7/8
16 C6X-S	1	1
16-12 C6X-S	1	3/4
20 C6X-S	1 1/4	1 1/4
24 C6X-S	1 1/2	1 1/2
32 C6X-S	2	2

### AOEX6

Swivel Elbow  
Straight Thread Connector  
SAE-ORB / 37° Swivel

HPD Base # 2506

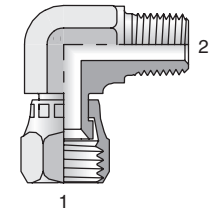


Part Number	End Size	
	1 (in.)	2 UN/UNF-2A
4 AOEX6-S	1/4	7/16 - 20
6 AOEX6-S	3/8	9/16 - 18
8 AOEX6-S	1/2	3/4 - 16
10 AOEX6-S	5/8	7/8 - 14
12 AOEX6-S	3/4	1 1/16 - 12
16 AOEX6-S	1	1 5/16 - 12

### X6EF

Swivel Elbow Connector  
37° Swivel / NPTF

HPD Base # 2106

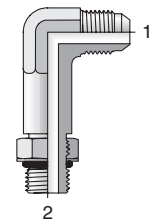


Part Number	End Size	
	1 (in.)	2 NPTF
4 X6EF-S	1/4	1/8 - 27
4-4 X6EF-S	1/4	1/4 - 18
6 X6EF-S	3/8	1/4 - 18
6-6 X6EF-S	3/8	3/8 - 18
8 X6EF-S	1/2	3/8 - 18
8-8 X6EF-S	1/2	1/2 - 14
10 X6EF-S	5/8	1/2 - 14
12 X6EF-S	3/4	3/4 - 14
16 X6EF-S	1	1 - 11

### CC50X

Long Straight Thread Elbow

37° Flare / SAE-ORB  
SAE 071520  
HPD Base # 5503



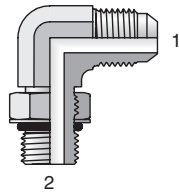
Part Number	End Size	
	1 (in.)	2 UN/UNF-2A
4 CC50X-S	1/4	7/16 - 20
6 CC50X-S	3/8	9/16 - 18
8 CC50X-S	1/2	3/4 - 16
10 CC50X-S	5/8	7/8 - 14
12 CC50X-S	3/4	1 1/16 - 12
16 CC50X-S	1	1 5/16 - 12

Part numbers shown are for steel. Other material options available. Go to [www.parker.com](http://www.parker.com) for details. Dimensions and pressures are for reference only and are subject to change.



### C50X

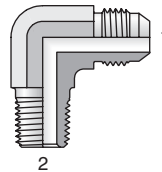
Straight Thread  
Elbow  
37° Flare /  
SAE-ORB  
SAE 070220  
HPD Base # 2503



Part Number	End Size	
	1 (in.)	2 UN/UNF-2A
2 C50X-S	1/8	5/16 - 24
3 C50X-S	3/16	3/8 - 24
4 C50X-S	1/4	7/16 - 20
4-2 C50X-S	1/4	5/16 - 24
4-6 C50X-S	1/4	9/16 - 18
4-8 C50X-S	1/4	3/4 - 16
5 C50X-S	5/16	1/2 - 20
5-4 C50X-S	5/16	7/16 - 18
5-6 C50X-S	5/16	9/16 - 18
6 C50X-S	3/8	9/16 - 18
6-4 C50X-S	3/8	7/16 - 20
6-5 C50X-S	3/8	1/2 - 20
6-8 C50X-S	3/8	3/4 - 16
6-10 C50X-S	3/8	7/8 - 14
8 C50X-S	1/2	3/4 - 16
8-4 C50X-S	1/2	7/16 - 20
8-6 C50X-S	1/2	9/16 - 18
8-10 C50X-S	1/2	7/8 - 14
8-12 C50X-S	1/2	1 1/16 - 12
8-16 C50X-S	1/2	1 5/16 - 12
10 C50X-S	5/8	7/8 - 14
10-6 C50X-S	5/8	9/16 - 18
10-8 C50X-S	5/8	3/4 - 16
10-12 C50X-S	5/8	1 1/16 - 12
10-16 C50X-S	5/8	1 5/16 - 12
12 C50X-S	3/4	1 1/16 - 12
12-8 C50X-S	3/4	3/4 - 16
12-10 C50X-S	3/4	7/8 - 14
12-14 C50X-S	3/4	1 3/16 - 12
12-16 C50X-S	3/4	1 5/16 - 12
12-20 C50X-S	3/4	1 5/8 - 12
14 C50X-S	7/8	1 3/16 - 12
16 C50X-S	1	1 5/16 - 12
16-12 C50X-S	1	1 1/16 - 12
16-14 C50X-S	1	1 3/16 - 12
16-20 C50X-S	1	1 5/8 - 12
16-24 C50X-S	1	1 7/8 - 12
20 C50X-S	1 1/4	1 5/8 - 12
20-16 C50X-S	1 1/4	1 5/16 - 12
20-24 C50X-S	1 1/4	1 7/8 - 12
24 C50X-S	1 1/2	1 7/8 - 12
24-20 C50X-S	1 1/2	1 5/8 - 12
32 C50X-S	2	2 1/2 - 12
32-24 C50X-S	2	1 7/8 - 12

### CTX

Male Elbow  
37° Flare / NPTF  
SAE 070202  
HPD Base # 2103

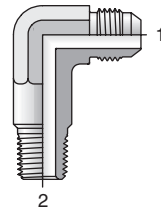


Part Number	End Size	
	1 (in.)	2 NPTF
2 CTX-S	1/8	1/8 - 27
3 CTX-S	3/16	1/8 - 27
4 CTX-S	1/4	1/8 - 27
4-4 CTX-S	1/4	1/4 - 18
4-6 CTX-S	1/4	3/8 - 18
4-8 CTX-S	1/4	1/2 - 14
5 CTX-S	5/16	1/8 - 27
5-4 CTX-S	5/16	1/4 - 18
5-6 CTX-S	5/16	3/8 - 18
6 CTX-S	3/8	1/4 - 18
6-2 CTX-S	3/8	1/8 - 27
6-6 CTX-S	3/8	3/8 - 18
6-8 CTX-S	3/8	1/2 - 14
6-12 CTX-S	3/8	3/4 - 14
8 CTX-S	1/2	3/8 - 18
8-4 CTX-S	1/2	1/4 - 18
8-8 CTX-S	1/2	1/2 - 14
8-12 CTX-S	1/2	3/4 - 14
8-16 CTX-S	1/2	1 - 11 1/2
10 CTX-S	5/8	1/2 - 14
10-6 CTX-S	5/8	3/8 - 18
10-12 CTX-S	5/8	3/4 - 14
10-16 CTX-S	5/8	1 - 11 1/2
12 CTX-S	3/4	3/4 - 14
12-6 CTX-S	3/4	3/8 - 18
12-8 CTX-S	3/4	1/2 - 14
12-16 CTX-S	3/4	1 - 11 1/2
14 CTX-S	7/8	3/4 - 14
16 CTX-S	1	1 - 11 1/2
16-8 CTX-S	1	1/2 - 14
16-12 CTX-S	1	3/4 - 14
16-20 CTX-S	1	1 1/4 - 11 1/2
20 CTX-S	1 1/4	1 1/4 - 11 1/2
20-16 CTX-S	1 1/4	1 - 11 1/2
20-24 CTX-S	1 1/4	1 1/2 - 11 1/2
24 CTX-S	1 1/2	1 1/2 - 11 1/2
24-20 CTX-S	1 1/2	1 1/4 - 11 1/2
24-32 CTX-S	1 1/2	2 - 11 1/2
32 CTX-S	2	2 - 11 1/2
32-24 CTX-S	2	1 1/2 - 11 1/2
40 CTX-S	2 1/2	2 1/2 - 8

Note: All steel "CTX" fittings have a 30° chamfer for sealing with NPSM swivel type fittings.

### CCTX

Long Male Elbow  
37° Flare / NPTF  
SAE 071502  
HPD Base # 5603

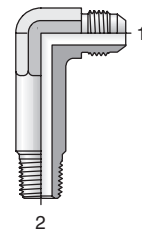


Part Number	End Size	
	1 (in.)	2 NPTF
4 CCTX-S	1/4	1/8 - 27
4-4 CCTX-S	1/4	1/4 - 18
5 CCTX-S	5/16	1/8 - 27
6 CCTX-S	3/8	1/4 - 18
6-6 CCTX-S	3/8	3/8 - 18
8 CCTX-S	1/2	3/8 - 18
8-8 CCTX-S	1/2	1/2 - 14
8-12 CCTX-S	1/2	3/4 - 14
10 CCTX-S	5/8	1/2 - 14
12 CCTX-S	3/4	3/4 - 14
14 CCTX-S	7/8	3/4 - 14
16 CCTX-S	1	1 - 11 1/2
20 CCTX-S	1 1/4	1 1/4 - 11 1/2

Note: All steel "CCTX" fittings have a 30° chamfer for sealing with NPSM swivel type fittings.

### CCCTX

Extra Long Male Elbow  
37° Flare / NPTF  
SAE 071602  
HPD Base # 5703



Part Number	End Size	
	1 (in.)	2 NPTF
4 CCCTX-S	1/4	1/8 - 27
4-4 CCCTX-S	1/4	1/4 - 18
5 CCCTX-S	5/16	1/8 - 27
6 CCCTX-S	3/8	1/4 - 18
6-6 CCCTX-S	3/8	3/8 - 18
8 CCCTX-S	1/2	3/8 - 18
8-8 CCCTX-S	1/2	1/2 - 14
10 CCCTX-S	5/8	1/2 - 14
12 CCCTX-S	3/4	3/4 - 14
16 CCCTX-S	1	1 - 11 1/2
20 CCCTX-S	1 1/4	1 1/4 - 11 1/2

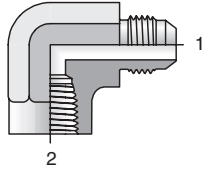
Note: All steel "CCCTX" fittings have a 30° chamfer for sealing with NPSM swivel type fittings.

Part numbers shown are for steel. Other material options available. Go to [www.parker.com](http://www.parker.com) for details. Dimensions and pressures are for reference only and are subject to change.



### DTX

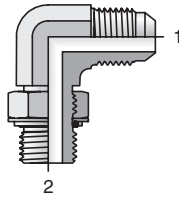
Female Elbow  
37° Flare / NPTF  
SAE 070203  
HPD Base # 2203



Part Number	End Size	
	1 (in.)	2 NPTF
4 DTX-S	1/4	1/8 - 27
4-4 DTX-S	1/4	1/4 - 18
5 DTX-S	5/16	1/8 - 27
5-4 DTX-S	5/16	1/4 - 18
6 DTX-S	3/8	1/4 - 18
6-2 DTX-S	3/8	1/8 - 27
6-6 DTX-S	3/8	3/8 - 18
8 DTX-S	1/2	3/8 - 18
8-4 DTX-S	1/2	1/4 - 18
8-8 DTX-S	1/2	1/2 - 14
10 DTX-S	5/8	1/2 - 14
12 DTX-S	3/4	3/4 - 14
12-8 DTX-S	3/4	1/2 - 14
14 DTX-S	7/8	3/4 - 14
16 DTX-S	1	1 - 11 1/2
20 DTX-S	1 1/4	1 1/4 - 11 1/2
24 DTX-S	1 1/2	1 1/2 - 11 1/2

### C80MX

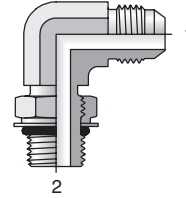
Male Elbow  
37° Flare / Metric-ORR



Part Number	End Size		
	1 (mm)	2 (in.)	Male Metric Parallel Thread
4M10C80MXS	6	1/4	M10x1
5M12C80MXS	8	5/16	M12x1.5
6M14C80MXS	10	3/8	M14x1.5
8M16C80MXS	12	1/2	M16x1.5
8M18C80MXS	12	1/2	M18x1.5
10M18C80MXS	14, 15, 16	5/8	M18x1.5
10M22C80MXS	14, 15, 16	5/8	M22x1.5
12M22C80MXS	18, 20	3/4	M22x1.5
12M27C80MXS	18, 20	3/4	M27x2.0
16M33C80MXS	25	1	M33x2.0

### C870MX

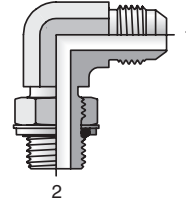
Male Elbow  
37° Flare / ISO 6149



Part Number	End Size		
	1 (mm)	2 (in.)	Male Metric Parallel Thread
4M10C870MXS	6	1/4	M10x1
5M12C870MXS	8	5/16	M12x1.5
6M14C870MXS	10	3/8	M14x1.5
8M16C870MXS	12	1/2	M16x1.5
8M18C870MXS	12	1/2	M18x1.5
10M18C870MXS	14, 15, 16	5/8	M18x1.5
10M22C870MXS	14, 15, 16	5/8	M22x1.5
12M22C870MXS	18, 20	3/4	M22x1.5
12M27C870MXS	18, 20	3/4	M27x2
16M33C870MXS	25	1	M33x2

### C40MX

Male Elbow  
37° Flare / BSPP-ORR

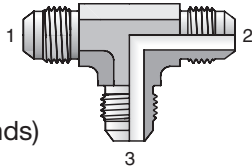


Part Number	End Size		
	1 (mm)	2 (in.)	BSPP
4C40MXS	6	1/4	1/8-28
4-4C40MXS	6	1/4	1/4-19
5C40MXS	8	5/16	1/8-28
5-4C40MXS	8	5/16	1/4-19
5-6C40MXS	8	5/16	3/8-19
6C40MXS	10	3/8	1/4-19
6-6C40MXS	10	3/8	3/8-19
8-4C40MXS	12	1/2	1/4-19
8C40MXS	12	1/2	3/8-19
8-8C40MXS	12	1/2	1/2-14
10-6C40MXS	16	5/8	3/8-19
10C40MXS	14,15,16	5/8	1/2-14
10-12C40MXS	15	5/8	3/4-14
12-8C40MXS	18,20	3/4	1/2-14
12C40MXS	18,20	3/4	3/4-14
12-16C40MXS	18	3/4	1-11
16-12C40MXS	25	1	3/4-14
16C40MXS	25	1	1-11
20-16C40MXS	30,32	1 1/4	1-11
20C40MXS	30,32	1 1/4	1 1/4-11
24-20C40MXS	38	1 1/2	1 1/4-11
24C40MXS	38	1 1/2	1 1/2-11

Part numbers shown are for steel. Other material options available. Go to [www.parker.com](http://www.parker.com) for details.  
Dimensions and pressures are for reference only and are subject to change.

## JTX

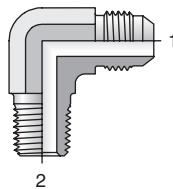
Union Tee  
37° Flare  
(all three ends)  
SAE 070401  
HPD Base # 033T



Part Number	End Size	
	1 (in.)	2 (in.)
2 JTX-S	1/8	1/8
3 JTX-S	3/16	3/16
4 JTX-S	1/4	1/4
4-4-3 JTX-S	1/4	1/4
5 JTX-S	5/16	5/16
6 JTX-S	3/8	3/8
8 JTX-S	1/2	1/2
10 JTX-S	5/8	5/8
12 JTX-S	3/4	3/4
12-12-8 JTX-S	3/4	3/4
12-16-12 JTX-S	3/4	1
14 JTX-S	7/8	7/8
16 JTX-S	1	1
20 JTX-S	1 1/4	1 1/4
24 JTX-S	1 1/2	1 1/2
24-16-16 JTX-S	1 1/2	1
32 JTX-S	2	2

## C3MX

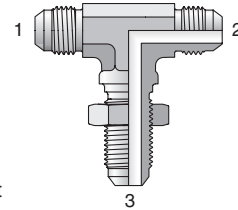
Male Elbow  
37° Flare / BSPT



Part Number	End Size		
	1 (mm)	2 (in.)	BSPT
4C3MXS	6	1/4	1/8 - 28
4-4C3MXS	6	1/4	1/4 - 19
5C3MXS	8	5/16	1/8 - 28
5-4C3MXS	8	5/16	1/4 - 19
6C3MXS	10	3/8	1/4 - 19
6-6C3MXS	10	3/8	3/8 - 19
6-8C3MXS	10	3/8	1/2 - 14
8-4C3MXS	12	1/2	1/4 - 19
8C3MXS	12	1/2	3/8 - 19
8-8C3MXS	12	1/2	1/2 - 14
10-6C3MXS	14,15,16	5/8	3/8 - 19
10C3MXS	14,15,16	5/8	1/2 - 14
10-12C3MXS	14,15,16	5/8	3/4 - 14
12-8C3MXS	18,20	3/4	1/2 - 14
12C3MXS	18,20	3/4	3/4 - 14
16-12C3MXS	25	1	3/4 - 14
16C3MXS	25	1	1 - 11
20-16C3MXS	30,32	1 1/4	1 - 11
20C3MXS	30,32	1 1/4	1 1/4 - 11
24C3MXS	38	1 1/2	1 1/2 - 11

## WJTX

Bulkhead Branch Tee  
37° Flare (all three ends)  
SAE 070959  
HPD Base # 543T  
WJTX-WLN – Body with locknut  
(See [page F32](#) for WLN)

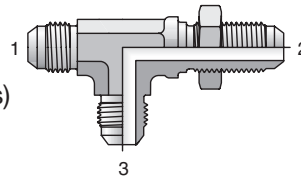


Part Number	End Size
	1 - 3 (in.)
4 WJTX-S	1/4
6 WJTX-S	3/8
8 WJTX-S	1/2
10 WJTX-S	5/8
12 WJTX-S	3/4
16 WJTX-S	1
20 WJTX-S***	1 1/4

\*\*\*Machined from one-piece milled bar stock.

## WJJTX

Bulkhead Run Tee  
37° Flare (all three ends)  
SAE 070958  
HPD Base # 533T  
WJJTX-WLN – Body with locknut  
(See [page F32](#) for WLN)

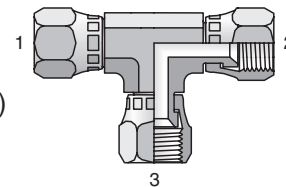


Part Number	End Size
	1-3 (in.)
4 WJJTX-S	1/4
6 WJJTX-S	3/8
8 WJJTX-S	1/2
10 WJJTX-S	5/8
12 WJJTX-S	3/4
16 WJJTX-S***	1
20 WJJTX-S***	1 1/4

\*\*\*Machined from one-piece milled bar stock.

## JX6

Swivel Nut Union Tee  
37° Swivel (all three ends)  
HPD Base # 069T

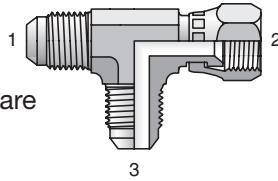


Part Number	End Size
	1-3 (in.)
4 JX6-S	1/4
6 JX6-S	3/8
8 JX6-S	1/2
10 JX6-S	5/8
12 JX6-S	3/4
16 JX6-S	1

Part numbers shown are for steel. Other material options available. Go to [www.parker.com](http://www.parker.com) for details.  
Dimensions and pressures are for reference only and are subject to change.

## R6X

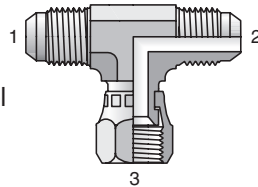
Swivel Nut Run Tee  
 37° Flare / 37° Swivel / 37° Flare  
 SAE 070432  
 HPD Base # 063T



Part Number	End Size
	1-3 (in.)
4 R6X-S	1/4
5 R6X-S	5/16
6 R6X-S	3/8
8 R6X-S	1/2
10 R6X-S	5/8
12 R6X-S	3/4
14 R6X-S	7/8
16 R6X-S	1
20 R6X-S	1 1/4
24 R6X-S	1 1/2

## S6X

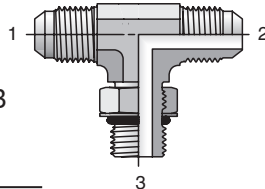
Swivel Nut Branch Tee  
 37° Flare / 37° Flare / 37° Swivel  
 SAE 070433  
 HPD Base # 393T



Part Number	End Size
	1-3 (in.)
4 S6X-S	1/4
5 S6X-S	5/16
6 S6X-S	3/8
8 S6X-S	1/2
10 S6X-S	5/8
12 S6X-S	3/4
14 S6X-S	7/8
16 S6X-S	1
20 S6X-S	1 1/4
24 S6X-S	1 1/2

## S50X

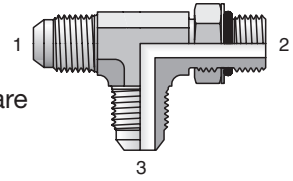
Straight Thread Branch Tee  
 37° Flare / 37° Flare / SAE-ORB  
 SAE 070429  
 HPD Base # 253T



Part Number	End Size		
	1 (in.)	2 (in.)	3 UN/UNF-2A
4 S50X-S	1/4	1/4	7/16 - 20
4-4-6 S50X-S	1/4	1/4	9/16 - 18
5 S50X-S	5/16	5/16	1/2 - 20
6 S50X-S	3/8	3/8	9/16 - 18
6-6-8 S50X-S	3/8	3/8	3/4 - 16
8 S50X-S	1/2	1/2	3/4 - 16
8-8-10 S50X-S	1/2	1/2	7/8 - 14
10 S50X-S	5/8	5/8	7/8 - 14
10-10-12 S50X-S	5/8	5/8	1 1/16 - 12
12 S50X-S	3/4	3/4	1 1/16 - 12
12-12-16 S50X-S	3/4	3/4	1 5/16 - 12
16 S50X-S	1	1	1 5/16 - 12
20 S50X-S	1 1/4	1 1/4	1 5/8 - 12
24 S50X-S	1 1/2	1 1/2	1 7/8 - 12
32 S50X-S	2	2	2 1/2 - 12

## R50X

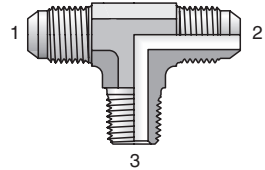
Straight Thread Run Tee  
 37° Flare / SAE-ORB / 37° Flare  
 SAE 070428  
 HPD Base # 053T



Part Number	End Size		
	1 (in.)	2 UN/UNF-2A	3 (in.)
4 R50X-S	1/4	7/16 - 20	1/4
4-6-4 R50X-S	1/4	9/16 - 18	1/4
5 R50X-S	5/16	1/2 - 20	5/16
6 R50X-S	3/8	9/16 - 18	3/8
6-8-6 R50X-S	3/8	3/4 - 16	3/8
8 R50X-S	1/2	3/4 - 16	1/2
8-6-8 R50X-S	1/2	9/16 - 18	1/2
8-10-8 R50X-S	1/2	7/8 - 14	1/2
8-12-8 R50X-S	1/2	1 1/16 - 12	1/2
10 R50X-S	5/8	7/8 - 14	5/8
10-12-10 R50X-S	5/8	1 1/16 - 12	5/8
12 R50X-S	3/4	1 1/16 - 12	3/4
12-16-12 R50X-S	3/4	1 5/16 - 12	3/4
16 R50X-S	1	1 5/16 - 12	1
20 R50X-S	1 1/4	1 5/8 - 12	1 1/4
24 R50X-S	1 1/2	1 7/8 - 12	1 1/2
32 R50X-S	2	2 1/2 - 12	2

## STX

Male Branch Tee  
 37° Flare / 37° Flare / NPTF  
 SAE 070425  
 HPD Base # 213T



Part Number	End Size	
	1 & 2 (in.)	3 NPTF
3 STX-S	3/16	1/8 - 27
4 STX-S	1/4	1/8 - 27
4-4-4 STX-S	1/4	1/4 - 18
4-4-6 STX-S	1/4	3/8 - 18
5 STX-S	5/16	1/8 - 27
5-5-4 STX-S	5/16	1/4 - 18
6 STX-S	3/8	1/4 - 18
6-6-6 STX-S	3/8	3/8 - 18
8 STX-S	1/2	3/8 - 18
8-8-8 STX-S	1/2	1/2 - 14
10 STX-S	5/8	1/2 - 14
12 STX-S	3/4	3/4 - 14
14 STX-S	7/8	3/4 - 14
16 STX-S	1	1 - 11 1/2
20 STX-S	1 1/4	1 1/4 - 11 1/2
24 STX-S	1 1/2	1 1/2 - 11 1/2

Part numbers shown are for steel. Other material options available. Go to [www.parker.com](http://www.parker.com) for details.  
 Dimensions and pressures are for reference only and are subject to change.

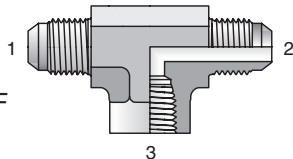
## OTX

Female Branch Tee

37° Flare / 37° Flare / NPTF

SAE 070427

HPD Base # 223T



Part Number	End Size	
	1 & 2 (in.)	3 NPTF
4 OTX-S	1/4	1/8 - 27
4-4-4 OTX-S	1/4	1/4 - 18
5 OTX-S	5/16	1/8 - 27
6 OTX-S	3/8	1/4 - 18
6-6-6 OTX-S	3/8	3/8 - 18
8 OTX-S	1/2	3/8 - 18
8-8-8 OTX-S	1/2	1/2 - 14
10 OTX-S	5/8	1/2 - 14
12 OTX-S	3/4	3/4 - 14
14 OTX-S	7/8	3/4 - 14
16 OTX-S	1	1 - 11 1/2
20 OTX-S	1 1/4	1 1/4 - 11 1/2
24 OTX-S	1 1/2	1 1/2 - 11 1/2

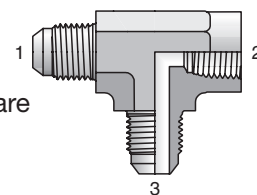
## MTX

Female Run Tee

37° Flare / NPTF / 37° Flare

SAE 070426

HPD Base # 023T



Part Number	End Size	
	1 & 3 (in.)	2 NPTF
4 MTX-S	1/4	1/8 - 27
4-4-4 MTX-S	1/4	1/4 - 18
6 MTX-S	3/8	1/4 - 18
8 MTX-S	1/2	3/8 - 18
8-8-8 MTX-S	1/2	1/2 - 14
10 MTX-S	5/8	1/2 - 14
12 MTX-S	3/4	3/4 - 14
14 MTX-S	7/8	3/4 - 14
16 MTX-S	1	1 - 11 1/2
20 MTX-S	1 1/4	1 1/4 - 11 1/2
24 MTX-S	1 1/2	1 1/2 - 11 1/2

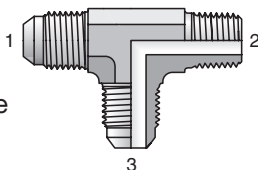
## RTX

Male Run Tee

37° Flare / NPTF / 37° Flare

SAE 070424

HPD Base # 013T

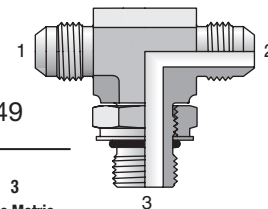


Part Number	End Size	
	1 & 2 (in.)	3 NPTF
3 RTX-S	3/16	1/8 - 27
4 RTX-S	1/4	1/8 - 27
4-4-4 RTX-S	1/4	1/4 - 18
5 RTX-S	5/16	1/8 - 27
5-4-5 RTX-S	5/16	1/4 - 18
6 RTX-S	3/8	1/4 - 18
6-6-6 RTX-S	3/8	3/8 - 18
8 RTX-S	1/2	3/8 - 18
8-8-8 RTX-S	1/2	1/2 - 14
10 RTX-S	5/8	1/2 - 14
12 RTX-S	3/4	3/4 - 14
12-8-12 RTX-S	3/4	1/2 - 14
14 RTX-S	7/8	3/4 - 14
16 RTX-S	1	1 - 11 1/2
20 RTX-S	1 1/4	1 1/4 - 11 1/2
24 RTX-S	1 1/2	1 1/2 - 11 1/2

## S870MX

ISO 6149 Branch Tee

37° Flare / 37° Flare / ISO 6149

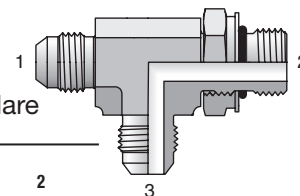


Part Number	End Size		Male Metric Parallel Thread
	1 & 2 (mm)	3 (in.)	
6M14S870MXS	10	3/8	M14 x 1.5
8M16S870MXS	12	1/2	M16 x 1.5
10M22S870MXS	14,15,16	5/8	M22 x 1.5
12M27S870MXS	18,20	3/4	M27 x 2

## R870MX

ISO 6149 Run Tee

37° Flare / ISO 6149 / 37° Flare

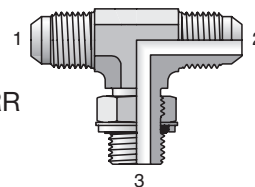


Part Number	End Size		Male Metric Parallel Thread
	1 & 3 (mm)	2 (in.)	
6M14R870MXS	10	3/8	M14 x 1.5
8M16R870MXS	12	1/2	M16 x 1.5
10M22R870MXS	14,15,16	5/8	M22 x 1.5
12M27R870MXS	18, 20	3/4	M27 x 1.5

## S40MX

Male Branch Tee – BSPP

37° Flare / 37° Flare / BSPP-ORR



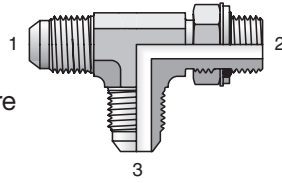
Part Number	End Size		
	1 & 2 (mm)	3 (in.)	BSPP
4S40MXS	6	1/4	1/8 - 28
6S40MXS	10	3/8	1/4 - 19
8S40MXS	12	1/2	3/8 - 19
10S40MXS	14,15,16	5/8	1/2 - 14
12S40MXS	18,20	3/4	3/4 - 14
16S40MXS	25	1	1 - 11

Part numbers shown are for steel. Other material options available. Go to [www.parker.com](http://www.parker.com) for details. Dimensions and pressures are for reference only and are subject to change.

Adapters: Triple-Lok® and Triple-Lok® 2 37° Flare Tube Fittings

## R40MX

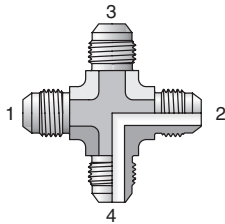
Male Run Tee  
37° Flare / BSPP-ORR / 37° Flare



Part Number	End Size		
	1 & 3 (mm)	(in.)	2 BSPP
4R40MXS	6	1/4	1/8 - 28
6R40MXS	10	3/8	1/4 - 19
8R40MXS	12	1/2	3/8 - 19
10R40MXS	14,15,16	5/8	1/2 - 14
12R40MXS	18,20	3/4	3/4 - 14
16R40MXS	25	1	1 - 11
20R40MXS	28, 30, 32	1 1/4	1 1/4 - 11

## KTX

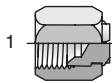
Union Cross  
37° Flare  
(all four ends)  
SAE 070501  
HPD Base # 033X



Part Number	End Size
	1-4 (in.)
4 KTX-S	1/4
5 KTX-S	5/16
6 KTX-S	3/8
8 KTX-S	1/2
10 KTX-S	5/8
12 KTX-S	3/4
16 KTX-S	1

## FNTX

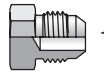
Cap  
37° Flare  
SAE 070112A  
HPD Base # 06CP



Part Number	End Size
	1 (in.)
2 FNTX-S	1/8
3 FNTX-S	3/16
4 FNTX-S	1/4
5 FNTX-S	5/16
6 FNTX-S	3/8
8 FNTX-S	1/2
10 FNTX-S	5/8
12 FNTX-S	3/4
14 FNTX-S	7/8
16 FNTX-S	1
20 FNTX-S	1 1/4
24 FNTX-S	1 1/2
32 FNTX-S	2

## PNTX

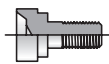
Plug  
37° Flare  
SAE 070109  
HPD Base # 03CP



Part Number	End Size
	1 (in.)
2 PNTX-S	1/8
3 PNTX-S	3/16
4 PNTX-S	1/4
5 PNTX-S	5/16
6 PNTX-S	3/8
8 PNTX-S	1/2
10 PNTX-S	5/8
12 PNTX-S	3/4
14 PNTX-S	7/8
16 PNTX-S	1
20 PNTX-S	1 1/4
24 PNTX-S	1 1/2
32 PNTX-S	2

## T22X

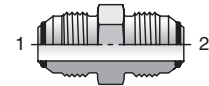
Mountie Cap



Part Number	End Size	
	1 (in.)	2 UNC/UNF-2A
4 T22X-S	1/4	1/4 - 20
6 T22X-S	3/8	1/4 - 20
8 T22X-S	1/2	5/16 - 18

## HTXO

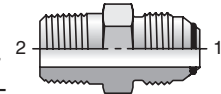
Union  
37° Flare



Part Number	End Size
	1 & 2 (in.)
4 HTXO-SS	1/4
6 HTXO-SS	3/8
8 HTXO-SS	1/2
10 HTXO-SS	5/8
12 HTXO-SS	3/4
16 HTXO-SS	1
20 HTXO-SS	1 1/4
24 HTXO-SS	1 1/2

## FTXO

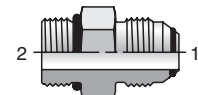
Male Connector  
37° Flare / NPTF



Part Number	End Size	
	1 (in.)	2 NPTF
4 FTXO-SS	1/4	1/8 - 27
4-4 FTXO-SS	1/4	1/4 - 18
6 FTXO-SS	3/8	1/4 - 18
6-6 FTXO-SS	3/8	3/8 - 18
8 FTXO-SS	1/2	3/8 - 18
8-8 FTXO-SS	1/2	1/2 - 14
10 FTXO-SS	5/8	1/2 - 14
12 FTXO-SS	3/4	3/4 - 14
16 FTXO-SS	1	1 - 11 1/2
20 FTXO-SS	1 1/4	1 1/4 - 11 1/2
24 FTXO-SS	1 1/2	1 1/2 - 11 1/2
32 FTXO-SS	2	2 - 11 1/2

## F50XO

Straight Thread  
Connector  
37° Flare / SAE-ORB

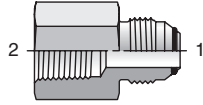


Part Number	End Size	
	1 (in.)	2 UN/UNF-2A
4 F50XO-SS	1/4	7/16 - 20
4-6 F50XO-SS	1/4	9/16 - 18
6 F50XO-SS	3/8	9/16 - 18
6-4 F50XO-SS	3/8	7/16 - 20
6-8 F50XO-SS	3/8	3/4 - 16
8 F50XO-SS	1/2	3/4 - 16
8-6 F50XO-SS	1/2	9/16 - 18
10 F50XO-SS	5/8	7/8 - 14
12 F50XO-SS	3/4	1 1/16 - 12
16 F50XO-SS	1	1 5/16 - 12
20 F50XO-SS	1 1/4	1 5/8 - 12
24 F50XO-SS	1 1/2	1 7/8 - 12
32 F50XO-SS	2	2 1/2 - 12

Part numbers shown are for steel. Other material options available. Go to [www.parker.com](http://www.parker.com) for details.  
Dimensions and pressures are for reference only and are subject to change.

### GTXO

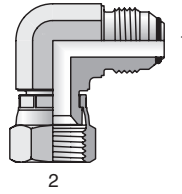
Female Connector  
37° Flare / NPTF



Part Number	End Size	
	1 (in.)	2 NPTF
4 GTXO-SS	1/4	1/8 - 27
6 GTXO-SS	3/8	1/4 - 18
8 GTXO-SS	1/2	3/8 - 18
10 GTXO-SS	5/8	1/2 - 14
12 GTXO-SS	3/4	3/4 - 14
16 GTXO-SS	1	1 - 11 1/2
20 GTXO-SS	1 1/4	1 1/4 - 11 1/2
24 GTXO-SS	1 1/2	1 1/2 - 11 1/2

### C6XO

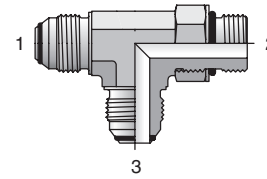
Swivel Nut Elbow  
37° Flare / 37° Swivel



Part Number	End Size	
	1 & 2 (in.)	
4 C6XO-SS	1/4	
6 C6XO-SS	3/8	
8 C6XO-SS	1/2	
10 C6XO-SS	5/8	
12 C6XO-SS	3/4	
16 C6XO-SS	1	
20 C6XO-SS	1 1/4	

### R5OXO

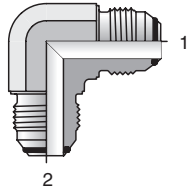
Straight Thread Run Tee  
37° Flare / SAE-ORB / 37° Flare



Part Number	End Size	
	1 (in.)	2 UN/UNF-2A
4 R5OXO-SS	1/4	7/16 - 20
6 R5OXO-SS	3/8	9/16 - 18
8 R5OXO-SS	1/2	3/4 - 16
10 R5OXO-SS	5/8	7/8 - 14
12 R5OXO-SS	3/4	1 1/16 - 12
16 R5OXO-SS	1	1 5/16 - 12
20 R5OXO-SS	1 1/4	1 5/8 - 12

### ETXO

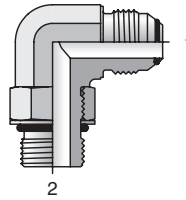
Union Elbow  
37° Flare / 37° Flare



Part Number	End Size	
	1 & 2 (in.)	
4 ETXO-SS	1/4	
6 ETXO-SS	3/8	
8 ETXO-SS	1/2	
10 ETXO-SS	5/8	
12 ETXO-SS	3/4	
16 ETXO-SS	1	
20 ETXO-SS	1 1/4	
24 ETXO-SS	1 1/2	

### C5OXO

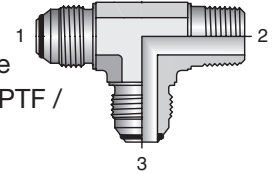
Straight Thread Elbow  
37° Flare / SAE-ORB



Part Number	End Size	
	1 (in.)	2 UN/UNF-2A
4 C5OXO-SS	1/4	7/16 - 20
6 C5OXO-SS	3/8	9/16 - 18
8 C5OXO-SS	1/2	3/4 - 16
10 C5OXO-SS	5/8	7/8 - 14
12 C5OXO-SS	3/4	1 1/16 - 12
16 C5OXO-SS	1	1 5/16 - 12
20 C5OXO-SS	1 1/4	1 5/8 - 12
24 C5OXO-SS	1 1/2	1 7/8 - 12
32 C5OXO-SS	2	2 1/2 - 12

### RTXO

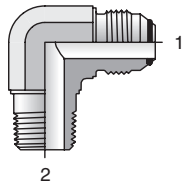
Male Run Tee  
37° Flare / NPTF / 37° Flare



Part Number	End Size	
	1 & 3 (in.)	2 NPTF
4 RTXO-SS	1/4	1/8 - 27
6 RTXO-SS	3/8	1/4 - 18
8 RTXO-SS	1/2	3/8 - 18
10 RTXO-SS	5/8	1/2 - 14
12 RTXO-SS	3/4	3/4 - 14
16 RTXO-SS	1	1 - 11 1/2
20 RTXO-SS	1 1/4	1 1/4 - 11 1/2
24 RTXO-SS	1 1/2	1 1/2 - 11 1/2

### CTXO

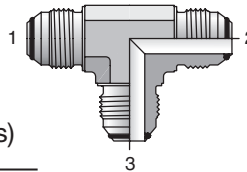
Male Elbow  
37° Flare / NPTF



Part Number	End Size	
	1 (in.)	2 NPTF
4 CTXO-SS	1/4	1/8 - 27
4-4 CTXO-SS	1/4	1/4 - 18
6 CTXO-SS	3/8	1/4 - 18
6-6 CTXO-SS	3/8	3/8 - 18
8 CTXO-SS	1/2	3/8 - 18
8-8 CTXO-SS	1/2	1/2 - 14
10 CTXO-SS	5/8	1/2 - 14
12 CTXO-SS	3/4	3/4 - 14
16 CTXO-SS	1	1 - 11 1/2
20 CTXO-SS	1 1/4	1 1/4 - 11 1/2
24 CTXO-SS	1 1/2	1 1/2 - 11 1/2
32 CTXO-SS	2	2 - 11 1/2

### JTXO

Union Tee  
37° Flare (all three ends)



Part Number	End Size	
	1 - 3 (in.)	
4 JTXO-SS	1/4	
6 JTXO-SS	3/8	
8 JTXO-SS	1/2	
10 JTXO-SS	5/8	
12 JTXO-SS	3/4	
16 JTXO-SS	1	
20 JTXO-SS	1 1/4	
24 JTXO-SS	1 1/2	

Part numbers shown are for steel. Other material options available. Go to [www.parker.com](http://www.parker.com) for details. Dimensions and pressures are for reference only and are subject to change.



## Ferulok® Flareless Bite Type Fittings

### BU

Nut

Flareless  
SAE 080110



Part Number	Tube OD (in.)	T6 Thread UN/UNF-2B	
		1	2
2 BU-S	1/8	5/16 - 24	
3 BU-S	3/16	3/8 - 24	
4 BU-S	1/4	7/16 - 20	
5 BU-S	5/16	1/2 - 20	
6 BU-S	3/8	9/16 - 18	
8 BU-S	1/2	3/4 - 16	
10 BU-S	5/8	7/8 - 14	
12 BU-S	3/4	1 1/16 - 12	
14 BU-S	7/8	1 3/16 - 12	
16 BU-S	1	1 5/16 - 12	
20 BU-S	1 1/4	1 5/8 - 12	
24 BU-S	1 1/2	1 7/8 - 12	
32 BU-S	2	2 1/2 - 12	

Note: All stainless steel nuts are coated to prevent galling at assembly.

### TU

Ferrule

Flareless  
SAE 08115A



Part Number	Tube OD (in.)	End Size	
		1	2
2 TU-S	1/8		
3 TU-S	3/16		
4 TU-S	1/4		
5 TU-S	5/16		
6 TU-S	3/8		
8 TU-S	1/2		
10 TU-S	5/8		
12 TU-S	3/4		
14 TU-S	7/8		
16 TU-S	1		
20 TU-S	1 1/4		
24 TU-S	1 1/2		
32 TU-S	2		

Steel TU sleeves are plated with a zinc phos.

### WLN

Bulkhead Locknut  
Flareless  
SAE 080118 and 070118

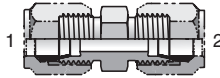


Part Number	Tube OD (in.)	Thread UN/UNF-2B	
		1	2
3 WLN-S	3/16	3/8 - 24	
4 WLN-S	1/4	7/16 - 20	
5 WLN-S	5/16	1/2 - 20	
6 WLN-S	3/8	9/16 - 18	
8 WLN-S	1/2	3/4 - 16	
10 WLN-S	5/8	7/8 - 14	
12 WLN-S	3/4	1 1/16 - 12	
14 WLN-S	7/8	1 3/16 - 12	
16 WLN-S	1	1 5/16 - 12	
20 WLN-S	1 1/4	1 5/8 - 12	
24 WLN-S	1 1/2	1 7/8 - 12	
32 WLN-S	2	2 1/2 - 12	

### HBU

Union

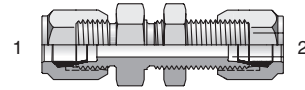
Flareless / Flareless  
SAE 080101



Part Number	End Size	
	1 (in.)	2 (in.)
2 HBU-S	1/8	1/8
3 HBU-S	3/16	3/16
4 HBU-S	1/4	1/4
5 HBU-S	5/16	5/16
6 HBU-S	3/8	3/8
6-4 HBU-S	3/8	1/4
8 HBU-S	1/2	1/2
8-6 HBU-S	1/2	3/8
10 HBU-S	5/8	5/8
10-8 HBU-S	5/8	1/2
12 HBU-S	3/4	3/4
14 HBU-S	7/8	7/8
16 HBU-S	1	1
20 HBU-S	1 1/4	1 1/4
24 HBU-S	1 1/2	1 1/2
32 HBU-S	2	2

### WBU

Bulkhead Union  
Flareless / Flareless  
SAE 080601



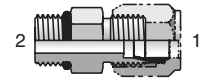
Part Number	End Size	
	1 (in.)	2 (in.)
4 WBU-S	1/4	1/4
6 WBU-S	3/8	3/8
8 WBU-S	1/2	1/2
10 WBU-S	5/8	5/8
12 WBU-S	3/4	3/4
16 WBU-S	1	1

Part comes with the WLN locknut.

### F5BU

Straight Thread  
Connector

Flareless / SAE-ORB  
SAE 080120

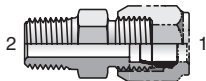


Part Number	End Size	
	1 (in.)	2 UN/UNF-2A
2 F5BU-S	1/8	5/16 - 24
3 F5BU-S	3/16	3/8 - 24
4 F5BU-S	1/4	7/16 - 20
4-5 F5BU-S	1/4	1/2 - 20
4-6 F5BU-S	1/4	9/16 - 18
5 F5BU-S	5/16	1/2 - 20
6 F5BU-S	3/8	9/16 - 18
6-4 F5BU-S	3/8	7/16 - 20
6-8 F5BU-S	3/8	3/4 - 16
8 F5BU-S	1/2	3/4 - 16
8-6 F5BU-S	1/2	9/16 - 18
8-10 F5BU-S	1/2	7/8 - 14
8-12 F5BU-S	1/2	1 1/16 - 12
10 F5BU-S	5/8	7/8 - 14
10-12 F5BU-S	5/8	1 1/16 - 12
12 F5BU-S	3/4	1 1/16 - 12
12-8 F5BU-S	3/4	3/4 - 16
12-16 F5BU-S	3/4	1 5/16 - 12
16 F5BU-S	1	1 5/16 - 12
16-12 F5BU-S	1	1 1/16 - 12
16-20 F5BU-S	1	1 5/8 - 12
20 F5BU-S	1 1/4	1 5/8 - 12
24 F5BU-S	1 1/2	1 7/8 - 12
32 F5BU-S	2	2 1/2 - 12

Part numbers shown are for steel. Other material options available. Go to [www.parker.com](http://www.parker.com) for details. Dimensions and pressures are for reference only and are subject to change.

### FBU

Male Connector  
Flareless / NPTF  
SAE 080102

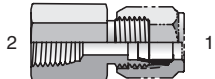


Part Number	End Size	
	1 (in.)	2 NPTF
2 FBU-S	1/8	1/8 - 27
2-4 FBU-S	1/8	1/4 - 18
3 FBU-S	3/16	1/8 - 27
4 FBU-S	1/4	1/8 - 27
4-4 FBU-S	1/4	1/4 - 18
4-6 FBU-S	1/4	3/8 - 18
4-8 FBU-S	1/4	1/2 - 14
5 FBU-S	5/16	1/8 - 27
5-4 FBU-S	5/16	1/4 - 18
6 FBU-S	3/8	1/4 - 18
6-2 FBU-S	3/8	1/8 - 27
6-6 FBU-S	3/8	3/8 - 18
6-8 FBU-S	3/8	1/2 - 14
8 FBU-S	1/2	3/8 - 18
8-4 FBU-S	1/2	1/4 - 18
8-8 FBU-S	1/2	1/2 - 14
8-12 FBU-S	1/2	3/4 - 14
10 FBU-S	5/8	1/2 - 14
10-6 FBU-S	5/8	3/8 - 18
10-12 FBU-S	5/8	3/4 - 14
12 FBU-S	3/4	3/4 - 14
12-8 FBU-S	3/4	1/2 - 14
14 FBU-S	7/8	3/4 - 14
16 FBU-S	1	1 - 11 1/2
16-12 FBU-S	1	3/4 - 14
20 FBU-S	1 1/4	1 1/4 - 11 1/2
24 FBU-S	1 1/2	1 1/2 - 11 1/2
32 FBU-S	2	2 - 11 1/2

All "FBU" fittings include a 30° chamfer for sealing with NPSM swivel type fittings (steel only).

### GBU

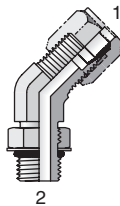
Female Connector  
Flareless / NPTF  
SAE 080103



Part Number	End Size	
	1 (in.)	2 NPTF
2 GBU-S	1/8	1/8 - 27
4 GBU-S	1/4	1/8 - 27
4-4 GBU-S	1/4	1/4 - 18
5 GBU-S	5/16	1/8 - 27
6 GBU-S	3/8	1/4 - 18
6-6 GBU-S	3/8	3/8 - 18
6-8 GBU-S	3/8	1/2 - 14
8 GBU-S	1/2	3/8 - 18
8-4 GBU-S	1/2	1/4 - 18
8-8 GBU-S	1/2	1/2 - 14
10 GBU-S	5/8	1/2 - 14
12 GBU-S	3/4	3/4 - 14
14 GBU-S	7/8	3/4 - 14
16 GBU-S	1	1 - 11 1/2
20 GBU-S	1 1/4	1 1/4 - 11 1/2
24 GBU-S	1 1/2	1 1/2 - 11 1/2

### V5BU

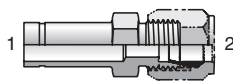
45° Straight Thread Elbow  
Flareless / SAE-ORB  
SAE 080320



Part Number	End Size	
	1 (in.)	2 UN/UNF-2A
4 V5BU-S	1/4	7/16 - 20
6 V5BU-S	3/8	9/16 - 18
8 V5BU-S	1/2	3/4 - 16
12 V5BU-S	3/4	1 1/16 - 12
16 V5BU-S	1	1 5/16 - 12

### TRBU

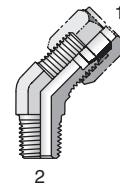
Tube End Reducer  
Tube / Flareless  
SAE 080123



Part Number	End Size	
	1 (in.)	2 (in.)
6-4 TRBU-S	3/8	1/4
8-4 TRBU-S	1/2	1/4
8-6 TRBU-S	1/2	3/8
10-6 TRBU-S	5/8	3/8
10-8 TRBU-S	5/8	1/2
12-6 TRBU-S	3/4	3/8
12-8 TRBU-S	3/4	1/2
12-10 TRBU-S	3/4	5/8
14-10 TRBU-S	7/8	5/8
16-8 TRBU-S	1	1/2
16-10 TRBU-S	1	5/8
16-12 TRBU-S	1	3/4
20-16 TRBU-S	1 1/4	1
24-12 TRBU-S	1 1/2	3/4
24-16 TRBU-S	1 1/2	1
24-20 TRBU-S	1 1/2	1 1/4

### VBU

45° Male Elbow  
Flareless / NPTF  
SAE 080302

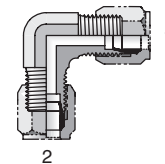


Part Number	End Size	
	1 (in.)	2 NPTF
3 VBU-S	3/16	1/8 - 27
4 VBU-S	1/4	1/8 - 27
4-4 VBU-S	1/4	1/4 - 18
5 VBU-S	5/16	1/8 - 27
6 VBU-S	3/8	1/4 - 18
8 VBU-S	1/2	3/8 - 18
10 VBU-S	5/8	1/2 - 14
12 VBU-S	3/4	3/4 - 14
14 VBU-S	7/8	3/4 - 14
16 VBU-S	1	1 - 11 1/2
20 VBU-S	1 1/4	1 1/4 - 11 1/2

All "VBU" fittings include a 30° chamfer for sealing with NPSM swivel type fittings (steel only).

### EBU

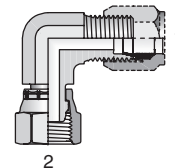
Union Elbow  
Flareless / Flareless  
SAE 080201



Part Number	End Size	
	1 (in.)	2 (in.)
2 EBU-S	1/8	1/8
4 EBU-S	1/4	1/4
5 EBU-S	5/16	5/16
6 EBU-S	3/8	3/8
8 EBU-S	1/2	1/2
10 EBU-S	5/8	5/8
12 EBU-S	3/4	3/4
14 EBU-S	7/8	7/8
16 EBU-S	1	1
20 EBU-S	1 1/4	1 1/4
24 EBU-S	1 1/2	1 1/2
32 EBU-S	2	2

### C6BU

Swivel Nut Elbow  
Flareless / Flareless Swivel  
SAE 080221

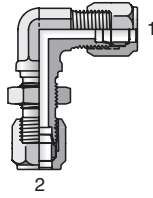


Part Number	End Size	
	1 (in.)	2 (in.)
4 C6BU-S	1/4	1/4
6 C6BU-S	3/8	3/8
8 C6BU-S	1/2	1/2
10 C6BU-S	5/8	5/8
12 C6BU-S	3/4	3/4
16 C6BU-S	1	1
20 C6BU-S	1 1/4	1 1/4

Part numbers shown are for steel. Other material options available. Go to [www.parker.com](http://www.parker.com) for details. Dimensions and pressures are for reference only and are subject to change.

### WEBU

Bulkhead Union  
Elbow  
Flareless / Flareless  
Bulkhead

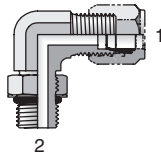


Part Number	End Size	
	1 (in.)	2 (in.)
4 WEBU-S	1/4	1/4
6 WEBU-S	3/8	3/8
8 WEBU-S	1/2	1/2
10 WEBU-S	5/8	5/8
12 WEBU-S	3/4	3/4
16 WEBU-S	1	1

Includes WLN locknut.

### C5BU

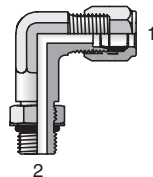
Straight Thread  
Elbow  
Flareless /  
SAE-ORB  
SAE 080220



Part Number	End Size	
	1 (in.)	2 UN/UNF-2A
3 C5BU-S	3/16	3/8 - 24
4 C5BU-S	1/4	7/16 - 20
5 C5BU-S	5/16	1/2 - 20
6 C5BU-S	3/8	9/16 - 18
6-8 C5BU-S	3/8	3/4 - 16
8 C5BU-S	1/2	3/4 - 16
8-6 C5BU-S	1/2	9/16 - 18
8-10 C5BU-S	1/2	7/8 - 14
8-12 C5BU-S	1/2	1 1/16 - 12
10 C5BU-S	5/8	7/8 - 14
12 C5BU-S	3/4	1 1/16 - 12
12-8 C5BU-S	3/4	3/4 - 16
12-10 C5BU-S	3/4	7/8 - 14
12-16 C5BU-S	3/4	1 5/16 - 12
16 C5BU-S	1	1 5/16 - 12
16-12 C5BU-S	1	1 1/16 - 12
20 C5BU-S	1 1/4	1 5/8 - 12
24 C5BU-S	1 1/2	1 7/8 - 12
32 C5BU-S	2	2 1/2 - 12

### CC5BU

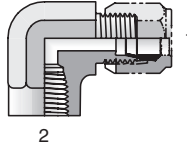
Straight Thread  
Elbow  
Flareless /  
SAE-ORB Long



Part Number	End Size	
	1 (in.)	2 UN/UNF-2A
4 CC5BU-S	1/4	7/16 - 20
6 CC5BU-S	3/8	9/16 - 18
8 CC5BU-S	1/2	3/4 - 16
10 CC5BU-S	5/8	7/8 - 14
12 CC5BU-S	3/4	1 1/16 - 12
16 CC5BU-S	1	1 5/16 - 12

### DBU

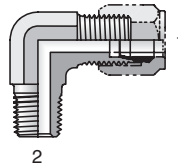
Female Elbow  
Flareless / NPTF  
SAE 080203



Part Number	End Size	
	1 (in.)	2 NPTF
4 DBU-S	1/4	1/8 - 27
4-4 DBU-S	1/4	1/4 - 18
5 DBU-S	5/16	1/8 - 27
6 DBU-S	3/8	1/4 - 18
6-6 DBU-S	3/8	3/8 - 18
8 DBU-S	1/2	3/8 - 18
8-4 DBU-S	1/2	1/4 - 18
8-8 DBU-S	1/2	1/2 - 14
10 DBU-S	5/8	1/2 - 14
12 DBU-S	3/4	3/4 - 14
14 DBU-S	7/8	3/4 - 14
16 DBU-S	1	1 - 11 1/2
20 DBU-S	1 1/4	1 1/4 - 11 1/2
24 DBU-S	1 1/2	1 1/2 - 11 1/2

### CBU

Male Elbow  
Flareless / NPTF  
SAE 080202

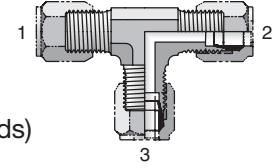


Part Number	End Size	
	1 (in.)	2 NPTF
2 CBU-S	1/8	1/8 - 27
3 CBU-S	3/16	1/8 - 27
4 CBU-S	1/4	1/8 - 27
4-4 CBU-S	1/4	1/4 - 18
4-6 CBU-S	1/4	3/8 - 18
5 CBU-S	5/16	1/8 - 27
5-4 CBU-S	5/16	1/4 - 18
6 CBU-S	3/8	1/4 - 18
6-2 CBU-S	3/8	1/8 - 27
6-6 CBU-S	3/8	3/8 - 18
6-8 CBU-S	3/8	1/2 - 14
8 CBU-S	1/2	3/8 - 18
8-4 CBU-S	1/2	1/4 - 18
8-8 CBU-S	1/2	1/2 - 14
8-12 CBU-S	1/2	3/4 - 14
10 CBU-S	5/8	1/2 - 14
10-6 CBU-S	5/8	3/8 - 18
12 CBU-S	3/4	3/4 - 14
12-8 CBU-S	3/4	1/2 - 14
14 CBU-S	7/8	3/4 - 14
16 CBU-S	1	1 - 11 1/2
16-12 CBU-S	1	3/4 - 14
20 CBU-S	1 1/4	1 1/4 - 11 1/2
24 CBU-S	1 1/2	1 1/2 - 11 1/2
32 CBU-S	2	2 - 11 1/2

All "CBU" fittings include a 30° chamfer for sealing with NPSM swivel type fittings (steel only).

### JBU

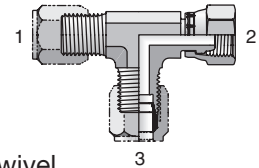
Union Tee  
Flareless  
(all three ends)  
SAE 080401



Part Number	End Size		
	1 (in.)	2 (in.)	3 (in.)
2 JBU-S	1/8	1/8	1/8
3 JBU-S	3/16	3/16	3/16
4 JBU-S	1/4	1/4	1/4
5 JBU-S	5/16	5/16	5/16
6 JBU-S	3/8	3/8	3/8
8 JBU-S	1/2	1/2	1/2
8-8-6 JBU-S	1/2	1/2	3/8
10 JBU-S	5/8	5/8	5/8
12 JBU-S	3/4	3/4	3/4
14 JBU-S	7/8	7/8	7/8
16 JBU-S	1	1	1
20 JBU-S	1 1/4	1 1/4	1 1/4
24 JBU-S	1 1/2	1 1/2	1 1/2

### R6BU

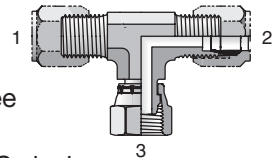
Swivel Nut  
Run Tee  
Flareless /  
Flareless Swivel  
SAE 080432



Part Number	End Size		
	1 (in.)	2 (in.)	3 (in.)
4 R6BU-S	1/4	1/4	1/4
6 R6BU-S	3/8	3/8	3/8
8 R6BU-S	1/2	1/2	1/2
12 R6BU-S	3/4	3/4	3/4
16 R6BU-S	1	1	1

### S6BU

Swivel Nut  
Branch Tee  
Flareless /  
Flareless Swivel  
SAE 080202

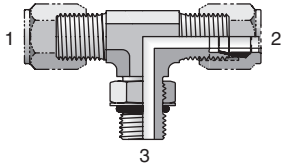


Part Number	End Size		
	1 (in.)	2 (in.)	3 (in.)
4 S6BU-S	1/4	1/4	1/4
6 S6BU-S	3/8	3/8	3/8
8 S6BU-S	1/2	1/2	1/2
12 S6BU-S	3/4	3/4	3/4
16 S6BU-S	1	1	1

Part numbers shown are for steel. Other material options available. Go to [www.parker.com](http://www.parker.com) for details. Dimensions and pressures are for reference only and are subject to change.

### S5BU

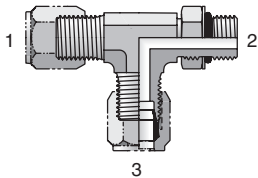
Straight Thread Branch Tee  
Flareless / SAE-ORB  
SAE 080429



Part Number	End Size		
	1 (in.)	2 (in.)	3 UN/UNF-2A
4 S5BU-S	1/4	1/4	7/16 - 20
6 S5BU-S	3/8	3/8	9/16 - 18
8 S5BU-S	1/2	1/2	3/4 - 16
12 S5BU-S	3/4	3/4	1 1/16 - 12
16 S5BU-S	1	1	1 5/16 - 12

### R5BU

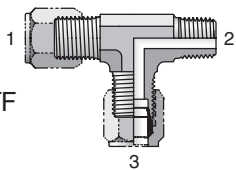
Straight Thread Run Tee  
Flareless / SAE-ORB  
SAE 080428



Part Number	End Size		
	1 (in.)	2 UN/UNF-2A	3 (in.)
4 R5BU-S	1/4	7/16 - 20	1/4
6 R5BU-S	3/8	9/16 - 18	3/8
8 R5BU-S	1/2	3/4 - 16	1/2
10 R5BU-S	5/8	7/8 - 14	5/8
12 R5BU-S	3/4	1 1/16 - 12	3/4
16 R5BU-S	1	1 5/16 - 12	1

### RBU

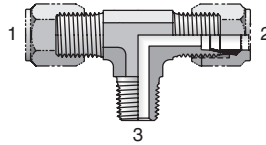
Male Run Tee  
Flareless / NPTF  
SAE 080424



Part Number	End Size		
	1 (in.)	2 NPTF	3 (in.)
4 RBU-S	1/4	1/8 - 27	1/4
4-4-4 RBU-S	1/4	1/4 - 18	1/4
5 RBU-S	5/16	1/8 - 27	5/16
6 RBU-S	3/8	1/4 - 18	3/8
8 RBU-S	1/2	3/8 - 18	1/2
8-8-8 RBU-S	1/2	1/2 - 14	1/2
10 RBU-S	5/8	1/2 - 14	5/8
12 RBU-S	3/4	3/4 - 14	3/4
14 RBU-S	7/8	3/4 - 14	7/8
16 RBU-S	1	1 - 11 1/2	1

### SBU

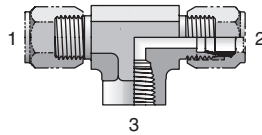
Male Branch Tee  
Flareless / NPTF  
SAE 080425



Part Number	End Size		
	1 (in.)	2 (in.)	3 NPTF
2 SBU-S	1/8	1/8	1/8 - 27
4 SBU-S	1/4	1/4	1/8 - 27
4-4-4 SBU-S	1/4	1/4	1/4 - 18
5 SBU-S	5/16	5/16	1/8 - 27
6 SBU-S	3/8	3/8	1/4 - 18
8 SBU-S	1/2	1/2	3/8 - 18
8-8-8 SBU-S	1/2	1/2	1/2 - 14
10 SBU-S	5/8	5/8	1/2 - 14
12 SBU-S	3/4	3/4	3/4 - 14
14 SBU-S	7/8	7/8	3/4 - 14
16 SBU-S	1	1	1 - 11 1/2

### OBU

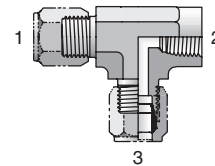
Female Branch Tee  
Flareless / NPTF  
SAE 080427



Part Number	End Size		
	1 (in.)	2 (in.)	3 NPTF
4 OBU-S	1/4	1/4	1/8 - 27
4-4-4 OBU-S	1/4	1/4	1/4 - 18
6 OBU-S	3/8	3/8	1/4 - 18
8 OBU-S	1/2	1/2	3/8 - 18
10 OBU-S	5/8	5/8	1/2 - 14
12 OBU-S	3/4	3/4	3/4 - 14
14 OBU-S	7/8	7/8	3/4 - 14
16 OBU-S	1	1	1 - 11 1/2
20 OBU-S	1 1/4	1 1/4	1 1/4 - 11 1/2

### MBU

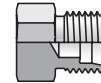
Female Run Tee  
Flareless / NPTF  
SAE 080426



Part Number	End Size		
	1 (in.)	2 NPTF	3 (in.)
4 MBU-S	1/4	1/8 - 27	1/4
6 MBU-S	3/8	1/4 - 18	3/8
8 MBU-S	1/2	3/8 - 18	1/2
10 MBU-S	5/8	1/2 - 14	5/8
12 MBU-S	3/4	3/4 - 14	3/4
16 MBU-S	1	1 - 11 1/2	1

### PNU

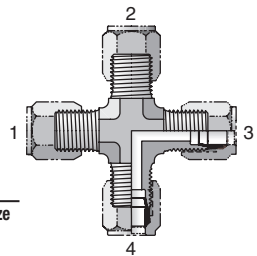
Plug  
Flareless  
SAE 080109



Part Number	Tube OD (in.)	T
		Tube End UN/UNF-2A
2 PNU-S	1/8	5/16 - 24
4 PNU-S	1/4	7/16 - 20
5 PNU-S	5/16	1/2 - 20
6 PNU-S	3/8	9/16 - 18
8 PNU-S	1/2	3/4 - 16
10 PNU-S	5/8	7/8 - 14
12 PNU-S	3/4	1 1/16 - 12
16 PNU-S	1	1 5/16 - 12

### KBU

Union Cross  
Flareless  
(all four ends)  
SAE 080501

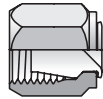


Part Number	End Size
	1-4 (in.)
4 KBU-S	1/4
6 KBU-S	3/8
8 KBU-S	1/2
12 KBU-S	3/4

Part numbers shown are for steel. Other material options available. Go to [www.parker.com](http://www.parker.com) for details. Dimensions and pressures are for reference only and are subject to change.

### FNU

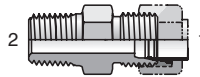
Cap  
Flareless Swivel  
SAE 080112



Part Number	Tube OD (in.)	End Size	
		T6 UN/UNF-2B	
2 FNU-S	1/8	5/16 - 24	
4 FNU-S	1/4	7/16 - 20	
5 FNU-S	5/16	1/2 - 20	
6 FNU-S	3/8	9/16 - 18	
8 FNU-S	1/2	3/4 - 16	
10 FNU-S	5/8	7/8 - 14	
12 FNU-S	3/4	1 1/16 - 12	
16 FNU-S	1	1 5/16 - 12	
20 FNU-S	1 1/4	1 5/8 - 12	

### FBI2

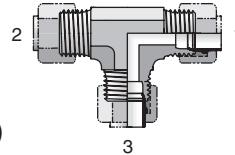
Male Connector  
Intru-Lok / NPTF



Part Number	End Size	
	1 (in.)	2 NPTF
2 FBI2-B	1/8	1/8 - 27
3 FBI2-B	3/16	1/8 - 27
4 FBI2-B	1/4	1/8 - 27
4-4 FBI2-B	1/4	1/4 - 18
4-8 FBI2-B	1/4	1/2 - 14
5 FBI2-B	5/16	1/8 - 27
5-4 FBI2-B	5/16	1/4 - 18
6 FBI2-B	3/8	1/4 - 18
6-2 FBI2-B	3/8	1/8 - 27
6-6 FBI2-B	3/8	3/8 - 18
6-8 FBI2-B	3/8	1/2 - 14
8 FBI2-B	1/2	3/8 - 18
8-4 FBI2-B	1/2	1/4 - 18
8-8 FBI2-B	1/2	1/2 - 14

### JB12

Union Tee  
Intru-Lok  
(all three ends)

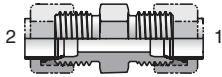


Part Number	End Size		
	1 (in.)	2 (in.)	3 (in.)
2 JB12-B	1/8	1/8	1/8
3 JB12-B	3/16	3/16	3/16
4 JB12-B	1/4	1/4	1/4
5 JB12-B	5/16	5/16	5/16
6 JB12-B	3/8	3/8	3/8
8 JB12-B	1/2	1/2	1/2

## Intru-lok® Flareless Bite Type Fittings

### HBI2

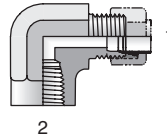
Union  
Intru-Lok / Intru-Lok



Part Number	End Size	
	1 (in.)	2 (in.)
2 HBI2-B	1/8	1/8
3 HBI2-B	3/16	3/16
4 HBI2-B	1/4	1/4
5 HBI2-B	5/16	5/16
6 HBI2-B	3/8	3/8
8 HBI2-B	1/2	1/2

### DBI2

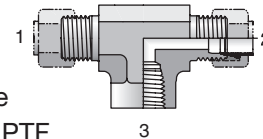
Female Elbow  
Intru-Lok / NPTF



Part Number	End Size	
	1 (in.)	1 NPTF
2 DBI2-B	1/8	1/8 - 27
3 DBI2-B	3/16	1/8 - 27
4 DBI2-B	1/4	1/8 - 27
4-4 DBI2-B	1/4	1/4 - 18
6 DBI2-B	3/8	1/4 - 18
6-6 DBI2-B	3/8	3/8 - 18
8-8 DBI2-B	1/2	1/2 - 14

### OB12

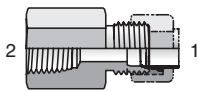
Female Branch Tee  
Intru-Lok / NPTF



Part Number	End Size		
	1 (in.)	2 (in.)	3 NPTF
4 OB12-B	1/4	1/4	1/8 - 27
4-4-4 OB12-B	1/4	1/4	1/4 - 18
6 OB12-B	3/8	3/8	1/4 - 18
8 OB12-B	1/2	1/2	3/8 - 18

### GBI2

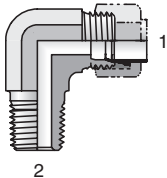
Female Connector  
Intru-Lok / NPTF



Part Number	End Size	
	1 (in.)	2 NPTF
2 GBI2-B	1/8	1/8 - 27
3 GBI2-B	3/16	1/8 - 27
4 GBI2-B	1/4	1/8 - 27
4-4 GBI2-B	1/4	1/4 - 18
6 GBI2-B	3/8	1/4 - 18
6-2 GBI2-B	3/8	1/8 - 27
6-6 GBI2-B	3/8	3/8 - 18
6-8 GBI2-B	3/8	1/2 - 14
8 GBI2-B	1/2	3/8 - 18
8-4 GBI2-B	1/2	1/4 - 18
8-8 GBI2-B	1/2	1/2 - 14

### CBI2

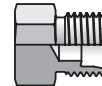
Male Elbow  
Intru-Lok / NPTF



Part Number	End Size	
	1 (in.)	2 NPTF
2 CBI2-B	1/8	1/8 - 27
3 CBI2-B	3/16	1/8 - 27
4 CBI2-B	1/4	1/8 - 27
4-4 CBI2-B	1/4	1/4 - 18
5 CBI2-B	5/16	1/8 - 27
5-4 CBI2-B	5/16	1/4 - 18
6 CBI2-B	3/8	1/4 - 18
6-2 CBI2-B	3/8	1/8 - 27
6-6 CBI2-B	3/8	3/8 - 18
6-8 CBI2-B	3/8	1/2 - 14
8 CBI2-B	1/2	3/8 - 18
8-4 CBI2-B	1/2	1/4 - 18
8-8 CBI2-B	1/2	1/2 - 14

### PNI

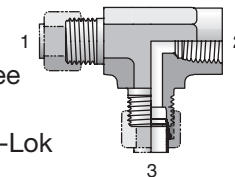
Plug  
Intru-Lok



Part Number	Tube OD (in.)	Tube End UN/UNF-2A
4 PNI-B	1/4	7/16 - 20
5 PNI-B	5/16	1/2 - 20
6 PNI-B	3/8	9/16 - 18
8 PNI-B	1/2	3/4 - 16

### MB12

Female Run Tee  
Intru-Lok / NPTF / Intru-Lok

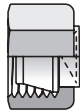


Part Number	End Size		
	1 (in.)	2 NPTF	3 (in.)
4 MB12-B	1/4	1/8 - 27	1/4
6 MB12-B	3/8	1/4 - 18	3/8

Part numbers shown are for steel. Other material options available. Go to [www.parker.com](http://www.parker.com) for details. Dimensions and pressures are for reference only and are subject to change.

## FNI

Cap  
Intru-Lok

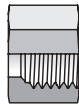


Part Number	Tube OD (in.)
2 FNI-B	1/8
3 FNI-B	3/16
4 FNI-B	1/4
5 FNI-B	5/16
6 FNI-B	3/8
8 FNI-B	1/2

## EO and EO-2 Metric Bite Type Fittings

## M

Nut



Part Number			Tube OD (mm)	Metric Thread
Steel	Stainless	Brass		
<b>LL Series</b>				
M04LLCFX	M04LL71X	M04LLMSX	4	M8 x 1
M06LLCFX	M06LL71X	M06LLMSX	6	M10 x 1
M08LLCFX	M08LL71X	M08LLMSX	8	M12 x 1
M10LLCFX	—	M10LLMSX	10	M14 x 1
M12LLCFX	—	M12LLMSX	12	M16 x 1
<b>L Series</b>				
M06LCFX	M06LEODURX	M06LMSX	6	M12 x 1.5
M08LCFX	M08LEODURX	M08LMSX	8	M14 x 1.5
M10LCFX	M10LEODURX	M10LMSX	10	M16 x 1.5
M12LCFX	M12LEODURX	M12LMSX	12	M18 x 1.5
M15LCFX	M15LEODURX	M15LMSX	15	M22 x 1.5
M18LCFX	M18LEODURX	M18LMSX	18	M26 x 1.5
M22LCFX	M22LEODURX	M22LMSX	22	M30 x 2
M28LCFX	M28LEODURX	M28LMSX	28	M36 x 2
M35LCFX	M35LEODURX	M35LMSX	35	M45 x 2
M42LCFX	M42LEODURX	M42LMSX	42	M52 x 2
<b>S Series</b>				
M06SCFX	M06SEODURX	M06SMSX	6	M14 x 1.5
M08SCFX	M08SEODURX	M08SMSX	8	M16 x 1.5
M10SCFX	M10SEODURX	M10SMSX	10	M18 x 1.5
M12SCFX	M12SEODURX	M12SMSX	12	M20 x 1.5
M14SCFX	M14SEODURX	M14SMSX	14	M22 x 1.5
M16SCFX	M16SEODURX	M16SMSX	16	M24 x 1.5
M20SCFX	M20SEODURX	M20SMSX	20	M30 x 2
M25SCFX	M25SEODURX	M25SMSX	25	M36 x 2
M30SCFX	M30SEODURX	M30SMSX	30	M42 x 2
M38SCFX	M38SEODURX	M38SMSX	38	M52 x 2

## PSR

Progressive Ring  
For L and S series only

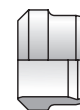


Part Number		Tube OD (mm)	Part Number		Tube OD (mm)
Steel	Steel		Steel	Steel	
<b>L Series</b>			<b>S Series</b>		
PSR06LX*	6	PSR14SX	14		
PSR08LX*	8	PSR16SX	16		
PSR10LX*	10	PSR20SX	20		
PSR12LX*	12	PSR25SX	25		
PSR15LX	15	PSR30SX	30		
PSR18LX	18	PSR38SX	38		
PSR22LX	22				
PSR28LX	28				
PSR35LX	35				
PSR42LX	42				

\* PSR Progressive Rings in sizes 6, 8, 10 and 12mm are the same for both Series L and S.  
PSR Progressive Rings: Zinc plated and clear chromated

## DPR

Progressive Ring  
For L and S series only



DPR: Progressive Ring  
D: Cutting Ring

## D

Cutting (Locking) Ring  
For LL series and all brass

Part Number			Tube OD (mm)
Steel	Stainless	Brass	
<b>LL Series</b>			
D04LLX	—	D04LLMSX	4
D06LLX	D06LL71X	D06LLMSX	6
D08LLX	D08LL71X	D08LLMSX	8
D10LLX	—	D10LLMSX	10
D12LLX	—	D12LLMSX	12
<b>L Series</b>			
—	DPR06L71X*	D06LMSX*	6
—	DPR08L71X*	D08LMSX*	8
—	DPR10L71X*	D10LMSX*	10
—	DPR12L71X*	D12LMSX*	12
—	DPR15L71X	D15LMSX	15
—	DPR18L71X	D18LMSX	18
—	DPR22L71X	D22LMSX	22
—	DPR28L71X	D28LMSX	28
—	DPR35L71X	D35LMSX	35
—	DPR42L71X	D42LMSX	42
<b>S Series</b>			
—	DPR14S71X	D14SMSX	14
—	DPR16S71X	D16SMSX	16
—	DPR20S71X	D20SMSX	20
—	DPR25S71X	D25SMSX	25
—	DPR30S71X	D30SMSX	30
—	DPR38S71X	D38SMSX	38

\* DPR Progressive Rings in sizes 6, 8, 10 and 12mm are the same for both Series L and S.

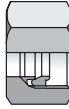
Cutting (locking) Rings, Series LL: Zinc plated and clear chromate (CF)

Part numbers shown are for steel. Other material options available. Go to [www.parker.com](http://www.parker.com) for details. Dimensions and pressures are for reference only and are subject to change.



**FM**

EO-2 Dual Function Nut



Part Number	End Size (mm)	Metric Thread
<b>LL Series</b>		
FM04LLCF	4	M8 x 1
FM06LLCF	6	M10 x 1
<b>L Series</b>		
FM06LCF	6	M12 x 1.5
FM08LCF	8	M14 x 1.5
FM10LCF	10	M16 x 1.5
FM12LCF	12	M18 x 1.5
FM15LCF	15	M22 x 1.5
FM18LCF	18	M26 x 1.5
FM22LCF	22	M30 x 2
FM28LCF	28	M36 x 2
FM35LCF	35	M45 x 2
FM42LCF	42	M52 x 2
<b>S Series</b>		
FM06SCF	6	M14 x 1.5
FM08SCF	8	M16 x 1.5
FM10SCF	10	M18 x 1.5
FM12SCF	12	M20 x 1.5
FM14SCF	14	M22 x 1.5
FM16SCF	16	M24 x 1.5
FM20SCF	20	M30 x 2
FM25SCF	25	M36 x 2
FM30SCF	30	M42 x 2
FM38SCF	38	M52 x 2

**GM**

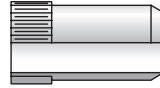
Bulkhead Locknut



Part Number	For Use With	Metric Thread
GM06LCFX	6L	M12 x 1.5
GM08LCFX	8L 6S	M14 x 1.5
GM10LCFX	10L 8S	M16 x 1.5
GM12LCFX	12L 10S	M18 x 1.5
GM12SCFX	12S	M20 x 1.5
GM15LCFX	15L 14S	M22 x 1.5
GM16SCFX	16S	M24 x 1.5
GM18LCFX	18L	M26 x 1.5
GM22LCFX	22L 20S	M30 x 2
GM28LCFX	28L 25S	M36 x 2
GM30SCFX	30S	M42 x 2
GM35LCFX	35L	M45 x 2
GM42LCFX	42L 38S	M52 x 2

**VH**

Tube Insert  
For Thin Walled  
Metal Tube



Part Number	For Tube ID Ø (mm)
VH04CFX	4
VH04.5CFX	4.5
VH05CFX	5
VH06CFX	6
VH07CFX	7
VH08CFX	8
VH09CFX	9
VH10CFX	10
VH12CFX	12
VH13CFX	13
VH14CFX	14
VH15CFX	15
VH16CFX	16
VH17CFX	17
VH18CFX	18
VH19CFX	19
VH20CFX	20
VH21CFX	21
VH22CFX	22
VH24CFX	24
VH25CFX	25
VH26CFX	26
VH27CFX	27
VH30CFX	30
VH31CFX	31
VH32CFX	32
VH33CFX	33
VH38CFX	38

**E**

Tube Insert  
For Plastic Tube



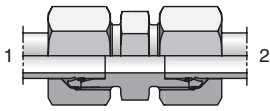
Part Number	Use With Tube	
	OD Ø	ID Ø
E04/02X	4	2.0
E04/2.5X	4	2.5
E0506/03X	5	3.0
E0506/03X	6	3.0
E0506/04X	5	4.0
E0506/04X	6	4.0
E08/04X	8	4.0
E06/05X	6	5.0
E08/05X	8	5.0
E10/05X	10	5.0
E0810/06X	8	6.0
E0810/06X	10	6.0
E10/08X	10	8.0
E12/08X	12	8.0
E12/09X	12	9.0
E1215/10X	12	10.0
E1215/10X	15	10.0
E1215/10X	16	10.0
E15/12X	15	12.0
E1516/12.5X	15	12.5
E1516/12.5X	16	12.5
E18/14X	18	14.0
E1820/16X	18	16.0
E1820/16X	20	16.0
E22/18X	22	18.0

Note: E inserts are made of brass.

Part numbers shown are for steel. Other material options available. Go to [www.parker.com](http://www.parker.com) for details. Dimensions and pressures are for reference only and are subject to change.

**G**

Union  
24° Flareless / 24° Flareless

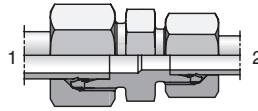


Part Number	End Size	
	1 (mm)	2 (mm)
<b>LL Series</b>		
G04LLCF	4	4
G06LLCF	6	6
G08LLCF	8	8
G10LLCF	10	10
G12LLCF	12	12
<b>L Series</b>		
G06LCF	6	6
G08LCF	8	8
G10LCF	10	10
G12LCF	12	12
G15LCF	15	15
G18LCF	18	18
G22LCF	22	22
G28LCF	28	28
G35LCF	35	35
G42LCF	42	42
<b>S Series</b>		
G06SCF	6	6
G08SCF	8	8
G10SCF	10	10
G12SCF	12	12
G14SCF	14	14
G16SCF	16	16
G20SCF	20	20
G25SCF	25	25
G30SCF	30	30
G38SCF	38	38

For EO-2 part number, insert "Z" between size and pressure series. Example: G06ZLCF

**GR**

Union Reducer  
24° Flareless / 24° Flareless

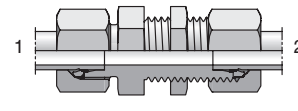


Part Number	End Size	
	1 (mm)	2 (mm)
<b>LL Series</b>		
GR06/04LLCF	6	4
GR08/04LLCF	8	4
GR08/06LLCF	8	6
<b>L Series</b>		
GR08/06LCF	8	6
GR10/06LCF	10	6
GR10/08LCF	10	8
GR12/06LCF	12	6
GR12/08LCF	12	8
GR12/10LCF	12	10
GR15/10LCF	15	10
GR15/12LCF	15	12
GR18/10LCF	18	10
GR18/12LCF	18	12
GR18/15LCF	18	15
GR22/12LCF	22	12
GR22/15LCF	22	15
GR22/18LCF	22	18
GR28/18LCF	28	18
GR28/22LCF	28	22
GR35/22LCF	35	22
GR35/28LCF	35	28
<b>S Series</b>		
GR08/06SCF	8	6
GR10/06SCF	10	6
GR10/08SCF	10	8
GR12/06SCF	12	6
GR12/08SCF	12	8
GR12/10SCF	12	10
GR14/10SCF	14	10
GR14/12SCF	14	12
GR16/12SCF	16	12
GR16/14SCF	16	14
GR20/10SCF	20	10
GR20/12SCF	20	12
GR20/16SCF	20	16
GR25/16SCF	25	16
GR25/20SCF	25	20
GR30/20SCF	30	20
GR30/25SCF	30	25
GR38/30SCF	38	30

For EO-2 part number, insert "Z" between size and pressure series. Example: GR06/04ZLLCF

**SV**

Bulkhead Union  
24° Flareless / 24° Flareless



Part Number	End Size		M Metric Thread
	1 (mm)	2 (mm)	
<b>L Series</b>			
SV06LCF	6	6	M12 x 1.5
SV08LCF	8	8	M14 x 1.5
SV10LCF	10	10	M16 x 1.5
SV12LCF	12	12	M18 x 1.5
SV15LCF	15	15	M22 x 1.5
SV18LCF	18	18	M26 x 1.5
SV22LCF	22	22	M30 x 2
SV28LCF	28	28	M36 x 2
SV35LCF	35	35	M45 x 2
SV42LCF	42	42	M52 x 2
<b>S Series</b>			
SV06SCF	6	6	M14 x 1.5
SV08SCF	8	8	M16 x 1.5
SV10SCF	10	10	M18 x 1.5
SV12SCF	12	12	M20 x 1.5
SV14SCF	14	14	M22 x 1.5
SV16SCF	16	16	M24 x 1.5
SV20SCF	20	20	M30 x 2
SV25SCF	25	25	M36 x 2
SV30SCF	30	30	M42 x 2
SV38SCF	38	38	M52 x 2


For EO-2 part number, insert "Z" between size and pressure series. Example: SV06ZLCF

Part numbers shown are for steel. Other material options available. Go to [www.parker.com](http://www.parker.com) for details. Dimensions and pressures are for reference only and are subject to change.



## ESV

Weld Bulkhead Fitting  
24° Flareless / 24° Flareless

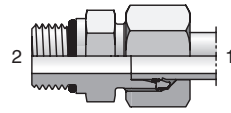


Part Number	End Size	
	1 (mm)	2 (mm)
<b>L Series</b>		
ESV06L	6	6
ESV08L	8	8
ESV10L	10	10
ESV12L	12	12
ESV15L	15	15
ESV18L	18	18
ESV22L	22	22
ESV28L	28	28
ESV35L	35	35
ESV42L	42	42
<b>S Series</b>		
ESV06S	6	6
ESV08S	8	8
ESV10S	10	10
ESV12S	12	12
ESV14S	14	14
ESV16S	16	16
ESV20S	20	20
ESV25S	25	25
ESV30S	30	30
ESV38S	38	38

For EO-2 part number, insert "Z"  
between size and pressure series.  
Example: ESV06ZL71

## GE-UNF/UN

Male Connector  
24° Flareless / SAE-ORB

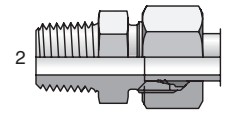


Part Number	End Size	
	1 (mm)	2 UN/UNF-2A
<b>L Series</b>		
GE08L7/16UNFCF	8	7/16-20
GE10L7/16UNFCF	10	7/16-20
GE12L9/16UNFCF	12	9/16-18
GE12L3/4UNFCF	12	3/4-16
GE12L7/8UNFCF	12	7/8-14
GE15L3/4UNFCF	15	3/4-16
GE18L3/4UNFCF	18	3/4-16
GE18L7/8UNFCF	18	7/8-14
GE22L7/8UNFCF	22	7/8-14
GE22L11/16UNCF	22	1 1/16-12
GE22L15/16UNCF	22	1 5/16-12
GE28L11/16UNCF	28	1 1/16-12
GE28L15/16UNCF	28	1 5/16-12
GE35L15/16UNCF	35	1 5/16-12
GE35L15/8UNCF	35	1 5/8-12
GE42L15/8UNCF	42	1 5/8-12
<b>S Series</b>		
GE08S7/16UNFCF	8	7/16-20
GE10S9/16UNFCF	10	9/16-18
GE12S9/16UNFCF	12	9/16-18
GE12S3/4UNFCF	12	3/4-16
GE16S3/4UNFCF	16	3/4-16
GE16S7/8UNFCF	16	7/8-14
GE20S3/4UNFCF	20	3/4-16
GE20S7/8UNFCF	20	7/8-14
GE20S11/16UNCF	20	1 1/16-12
GE25S11/16UNCF	25	1 1/16-12
GE25S15/16UNCF	25	1 5/16-12
GE30S15/16UNCF	30	1 5/16-12
GE30S15/8UNCF	30	1 5/8-12
GE38S15/8UNCF	38	1 5/8-12

For EO-2 part number, insert "Z"  
between size and pressure series.  
Example: GE08ZL7/16UNFCF

## GE-NPT

Male Connector  
24° Flareless / NPTF

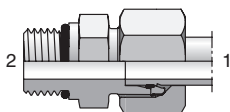


Part Number	End Size	
	1 (mm)	2 NPT
<b>LL Series</b>		
GE04LL1/8NPTCF	4	1/8-27
GE06LL1/8NPTCF	6	1/8-27
GE08LL1/8NPTCF	8	1/8-27
<b>L Series</b>		
GE06L1/8NPTCF	6	1/8-27
GE06L1/4NPTCF	6	1/4-18
GE08L1/4NPTCF	8	1/4-18
GE10L1/4NPTCF	10	1/4-18
GE10L3/8NPTCF	10	3/8-18
GE12L1/4NPTCF	12	1/4-18
GE12L3/8NPTCF	12	3/8-18
GE12L1/2NPTCF	12	1/2-14
GE15L1/2NPTCF	15	1/2-14
GE18L1/2NPTCF	18	1/2-14
GE22L3/4NPTCF	22	3/4-14
GE28L1NPTCF	28	1-11 1/2
GE35L11/4NPTCF	35	1 1/4-11 1/2
GE42L11/2NPTCF	42	1 1/2-11 1/2
<b>S Series</b>		
GE06S1/4NPTCF	6	1/4-18
GE08S1/4NPTCF	8	1/4-18
GE10S1/4NPTCF	10	1/4-18
GE10S3/8NPTCF	10	3/8-18
GE12S1/4NPTCF	12	1/4-18
GE12S3/8NPTCF	12	3/8-18
GE12S1/2NPTCF	12	1/2-14
GE14S1/2NPTCF	14	1/2-14
GE16S1/2NPTCF	16	1/2-14
GE20S3/4NPTCF	20	3/4-14
GE25S1NPTCF	25	1-11 1/2
GE30S11/4NPTCF	30	1 1/4-11 1/2
GE38S11/2NPTCF	38	1 1/2-11 1/2

Note: Not sold with EO-2 Functional Nut.

## GEO

Male Connector  
24° Flareless / ISO 6149

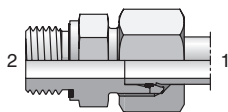


Part Number	End Size	
	1 (mm)	2 Metric Thread
<b>LL Series</b>		
GEO04LLMCF	4	M8 x 1
GEO04LLM10x1CF	4	M10 x 1
GEO06LLMCF	6	M10 x 1
<b>L Series</b>		
GEO06LMCF	6	M10 x 1
GEO08LMCF	8	M12 x 1.5
GEO10LMCF	10	M14 x 1.5
GEO12LMCF	12	M16 x 1.5
GEO15LMCF	15	M18 x 1.5
GEO18LMCF	18	M22 x 1.5
GEO-22LM27x2CF	22	M27 x 2
GEO-28LMCF	28	M33 x 2
GEO35LMCF	35	M42 x 2
GEO42LMCF	42	M48 x 2
<b>S Series</b>		
GEO06SMCF	6	M12 x 1.5
GEO08SMCF	8	M14 x 1.5
GEO10SMCF	10	M16 x 1.5
GEO12SMCF	12	M18 x 1.5
GEO16SMCF	16	M22 x 1.5
GEO-20SMCF	20	M27 x 2
GEO-25SMCF	25	M33 x 2
GEO30SMCF	30	M42 x 2
GEO38SMCF	38	M48 x 2

For EO-2 part number, insert "Z" between size and pressure series. Example: GEO06ZLMCF

## GE-R-ED

Male Connector  
24° Flareless / BSPP



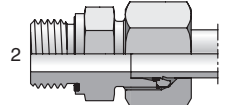
DIN 3852-2 Form E

Part Number	End Size	
	1 (mm)	2 BSPP
<b>LL Series</b>		
GE04LLREDCF	4	G 1/8 A
GE06LLREDCF	6	G 1/8 A
<b>L Series</b>		
GE06LREDCF	6	G 1/8 A
GE06LR1/4EDCF	6	G 1/4A
GE08LR1/8EDCF	8	G 1/8 A
GE08LREDCF	8	G 1/4A
GE08LR3/8EDCF	8	G 3/8 A
GE10LREDCF	10	G 1/4A
GE10LR3/8EDCF	10	G 3/8 A
GE10LR1/2EDCF	10	G 1/2 A
GE12LR1/4EDCF	12	G 1/4A
GE12LREDCF	12	G 3/8 A
GE12LR1/2EDCF	12	G 1/2 A
GE15LR3/8EDCF	15	G 3/8 A
GE15LREDCF	15	G 1/2 A
GE18LREDCF	18	G 1/2 A
GE18LR3/4EDCF	18	G 3/4 A
GE22LREDCF	22	G 3/4 A
GE28LREDCF	28	G1 A
GE35LREDCF	35	G1 1/4A
GE42LREDCF	42	G1 1/2 A
<b>S Series</b>		
GE06SREDCF	6	G 1/4A
GE08SREDCF	8	G 1/4A
GE08SR3/8EDCF	8	G 3/8 A
GE10SR1/4EDCF	10	G 1/4A
GE10SREDCF	10	G 3/8 A
GE10SR1/2EDCF	10	G 1/2 A
GE12SR1/4EDCF	12	G 1/4A
GE12SREDCF	12	G 3/8 A
GE12SR1/2EDCF	12	G 1/2 A
GE14SREDCF	14	G 1/2 A
GE16SR3/8EDCF	16	G 3/8 A
GE16SREDCF	16	G 1/2 A
GE16SR3/4EDCF	16	G 3/4 A
GE20SREDCF	20	G 3/4 A
GE25SR1/2EDCF	25	G 1/2 A
GE25SREDCF	25	G1 A
GE30SREDCF	30	G1 1/4A
GE38SREDCF	38	G1 1/2 A

For EO-2 part number, insert "Z" between size and pressure series. Example: GE06ZLREDCF

## GE-M-ED

Male Connector  
24° Flareless / Metric with EOlastic Seal



DIN 3852-1, form E

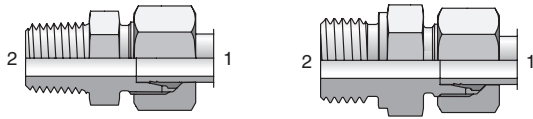
Part Number	End Size	
	1 (mm)	2 Metric
<b>L Series</b>		
GE06LMEDCF	6	M10 x 1
GE08LMEDCF	8	M12 x 1.5
GE10LMEDCF	10	M14 x 1.5
GE12LMEDCF	12	M16 x 1.5
GE12LM18X1.5EDCF	12	M18 x 1.5
GE12LM22X1.5EDCF	12	M22 x 1.5
GE15LMEDCF	15	M18 x 1.5
GE15LM22X1.5EDCF	15	M22 x 1.5
GE18LMEDCF	18	M22 x 1.5
GE22LMEDCF	22	M26 x 1.5
GE28LMEDCF	28	M33 x 2
GE35LMEDCF	35	M42 x 2
GE42LMEDCF	42	M48 x 2
<b>S Series</b>		
GE06SMEDCF	6	M12 x 1.5
GE08SMEDCF	8	M14 x 1.5
GE10SMEDCF	10	M16 x 1.5
GE12SMEDCF	12	M18 x 1.5
GE14SMEDCF	14	M20 x 1.5
GE16SMEDCF	16	M22 x 1.5
GE20SMEDCF	20	M27 x 2
GE25SMEDCF	25	M33 x 2
GE30SMEDCF	30	M42 x 2
GE38SMEDCF	38	M48 x 2

For EO-2 part number, insert "Z" between size and pressure series. Example: GE06ZLMEDCF

Part numbers shown are for steel. Other material options available. Go to [www.parker.com](http://www.parker.com) for details. Dimensions and pressures are for reference only and are subject to change.

## GE-R

Male Connector  
24° Flareless / BSPT or BSPP



R (BSPT) thread

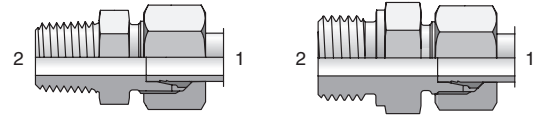
Cutting face DIN 3852, form B, G (BSPP) thread

Part Number	End Size	
	1 (mm)	2 BSPT / BSPP
<b>LL Series</b>		
GE04LLRCF	4	R 1/8 keg.
GE06LLRCF	6	R 1/8 keg.
GE08LLRCF	8	R 1/8 keg.
GE08LLR1/4CF	8	R 1/4 keg.
GE10LLRCF	10	R 1/4 keg.
GE12LLRCF	12	R 1/4 keg.
GE12LLR3/8CF	12	R 3/8 keg.
<b>L Series</b>		
GE06LRFCF	6	G 1/8 A
GE06LR1/8KEGCF	6	R 1/8 keg.
GE06LR1/4CF	6	G 1/4 A
GE06LR3/8CF	6	G 3/8 A
GE06LR1/2CF	6	G 1/2 A
GE08LRFCF	8	G 1/4 A
GE08LR1/8CF	8	G 1/8 A
GE08LR1/4KEGCF	8	R 1/4 keg.
GE08LR3/8CF	8	G 3/8 A
GE08LR1/2CF	8	G 1/2 A
GE10LRFCF	10	G 1/4 A
GE10LR1/4KEGCF	10	R 1/4 keg.
GE10LR3/8CF	10	G 3/8 A
GE10LR1/2CF	10	G 1/2 A
GE12LRFCF	12	G 3/8 A
GE12LR1/4CF	12	G 1/4 A
GE12LR1/4KEGCF	12	R 1/4 keg.
GE12LR3/8KEGCF	12	R 3/8 keg.
GE12LR1/2CF	12	G 1/2 A
GE12LR1/2KEGCF	12	R 1/2 keg.
GE12LR3/4CF	12	G 3/4 A
GE15LRFCF	15	G 1/2 A
GE15LR3/8CF	15	G 3/8 A
GE15LR3/8KEGCF	15	R 3/8 keg.
GE15LR1/2KEGCF	15	R 1/2 keg.
GE15LR3/4CF	15	G 3/4 A
GE18LRFCF	18	G 1/2 A
GE18LR3/8CF	18	G 3/8 A
GE18LR1/2KEGCF	18	R 1/2 keg.
GE18LR3/4CF	18	G 3/4 A
GE22LRFCF	22	G 3/4 A
GE22LR1/2CF	22	G 1/2 A
GE22LR3/4KEGCF	22	R 3/4 keg.
GE28LRFCF	28	G 1 A
GE28LR3/4CF	28	G 3/4 A
GE35LRFCF	35	G 1 1/4 A
GE35LR1CF	35	G 1 A
GE42LRFCF	42	G 1 1/2 A

Note: "keg." refers to tapered threads.  
Not sold with EO-2 Functional Nut.  
\*S1 = I2 for stainless steel (71).

## GE-M

Male Connector  
24° Flareless / Metric



Metric taper thread

Cutting face DIN 3852, form B, Metric thread

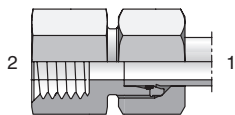
Part Number	End Size	
	1 (mm)	2 Metric
<b>LL Series</b>		
GE04LLM6X1KEGCF	4	M6 x 1 keg.
GE04LLMCF	4	M8 x 1 keg.
GE06LLMCF	6	M10 x 1 keg.
GE08LLMCF	8	M10 x 1 keg.
<b>L Series</b>		
GE06LMCF	6	M10 x 1
GE08LMCF	8	M12 x 1.5
GE10LMCF	10	M14 x 1.5
GE10LM16X1.5CF	10	M16 x 1.5
GE10LM18X1.5CF	10	M18 x 1.5
GE10LM22X1.5CF	10	M22 x 1.5
GE12LM14X1.5CF	12	M14 x 1.5
GE12LMCF	12	M16 x 1.5
GE12LM18X1.5CF	12	M18 x 1.5
GE12LM22X1.5CF	12	M22 x 1.5
GE15LM16X1.5CF	15	M16 x 1.5
GE15LMCF	15	M18 x 1.5
GE15LM22X1.5CF	15	M22 x 1.5
GE18LM18X1.5CF	18	M18 x 1.5
GE18LMCF	18	M22 x 1.5
GE22LM22X1.5CF	22	M22 x 1.5
GE22LMCF	22	M26 x 1.5
GE28LMCF	28	M33 x 2
GE35LMCF	35	M42 x 2
GE42LMCF	42	M48 x 2
<b>S Series</b>		
GE06SMCF	6	M12 x 1.5
GE08SMCF	8	M14 x 1.5
GE10SMCF	10	M16 x 1.5
GE12SMCF	12	M18 x 1.5
GE12SM22X1.5CF	12	M22 x 1.5
GE14SMCF	14	M20 x 1.5
GE16SM18X1.5CF	16	M18 x 1.5
GE16SMCF	16	M22 x 1.5
GE20SMCF	20	M27 x 2
GE25SMCF	25	M33 x 2
GE30SMCF	30	M42 x 2
GE38SMCF	38	M48 x 2

Note: "keg." refers to taper threads.  
Not sold with EO-2 Functional Nut.

Part numbers shown are for steel. Other material options available. Go to [www.parker.com](http://www.parker.com) for details.  
Dimensions and pressures are for reference only and are subject to change.

## GAI-R

Female Connector  
24° Flareless / BSPP

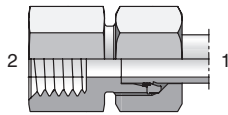


Part Number	End Size	
	1 (mm)	2 BSPP
<b>L Series</b>		
GAI06LRCF	6	G 1/8
GAI08LRCF	8	G 1/4
GAI08LR3/8CF	8	G 3/8
GAI08LR1/2CF	8	G 1/2
GAI10LRCF	10	G 1/4
GAI10LR3/8CF	10	G 3/8
GAI10LR1/2CF	10	G 1/2
GAI12LRCF	12	G 3/8
GAI12LR1/2CF	12	G 1/2
GAI15LRCF	15	G 1/2
GAI18LRCF	18	G 1/2
GAI22LRCF	22	G 3/4
GAI28LRCF	28	G 1
GAI35LRCF	35	G 1 1/4
GAI42LRCF	42	G 1 1/2
<b>S Series</b>		
GAI06SRCF	6	G 1/4
GAI08SRCF	8	G 1/4
GAI10SRCF	10	G 3/8
GAI12SRCF	12	G 3/8
GAI14SRCF	14	G 1/2
GAI16SRCF	16	G 1/2
GAI20SRCF	20	G 3/4
GAI25SRCF	25	G 1
GAI30SRCF	30	G 1 1/4
GAI38SRCF	38	G 1 1/2

For EO-2 part number, insert "Z" between size and pressure series.  
Example: GAI06ZLRCF

## GAI-M

Female Connector  
24° Flareless / Metric

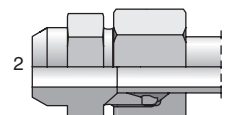


Part Number	End Size	
	1 (mm)	2 Metric
<b>L Series</b>		
GAI06LMCF	6	M10 x 1
GAI08LMCF	8	M12 x 1.5
GAI10LMCF	10	M14 x 1.5
GAI12LMCF	12	M16 x 1.5
GAI15LMCF	15	M18 x 1.5
GAI18LMCF	18	M22 x 1.5
GAI22LMCF	22	M26 x 1.5
GAI28LMCF	28	M33 x 2
GAI35LMCF	35	M42 x 2
GAI42LMCF	42	M48 x 2
<b>S Series</b>		
GAI06SMCF	6	M12 x 1.5
GAI08SMCF	8	M14 x 1.5
GAI10SMCF	10	M16 x 1.5
GAI12SMCF	12	M18 x 1.5
GAI14SMCF	14	M20 x 1.5
GAI16SMCF	16	M22 x 1.5
GAI20SMCF	20	M27 x 2
GAI25SMCF	25	M33 x 2
GAI30SMCF	30	M42 x 2
GAI38SMCF	38	M48 x 2

For EO-2 part number, insert "Z" between size and pressure series.  
Example: GAI06ZLMCF

## AS

Weld Connector  
24° Flareless / Butt Weld



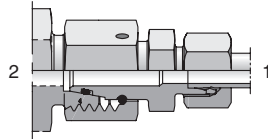
Part Number	End Size	
	1 (mm)	2 (mm)
<b>L Series</b>		
AS06L	6	10
AS08L	8	12
AS10L	10	14
AS12L	12	16
AS15L	15	19
AS18L	18	22
AS22L	22	27
AS28L	28	32
AS35L	35	40
AS42L	42	46
<b>S Series</b>		
AS06S	6	11
AS08S	8	13
AS10S	10	15
AS12S	12	17
AS14S	14	19
AS16S	16	21
AS20S	20	26
AS25S	25	31
AS30S	30	36
AS38S	38	44

For EO-2 part number, insert "Z" between size and pressure series.  
Example: AS06ZL



**RED**

Tube End Reducer  
Flareless Swivel / 24° Flareless



**L Series**

Part Number	End Size	
	1 (mm)	2 Metric
RED06L/04LLCF	4	M12 x 1.5
RED08/06LCF	6	M14 x 1.5
RED10/06LCF	6	M16 x 1.5
RED10/08LCF	8	
RED12/06LCF	6	M18 x 1.5
RED12/08LCF	8	
RED12/10LCF	10	
RED15/06LCF	6	M22 x 1.5
RED15/08LCF	8	
RED15/10LCF	10	
RED15/12LCF	12	
RED18/06LCF	6	M26 x 1.5
RED18/08LCF	8	
RED18/10LCF	10	
RED18/12LCF	12	
RED18/15LCF	15	
RED22/06LCF	6	M30 x 2
RED22/08LCF	8	
RED22/10LCF	10	
RED22/12LCF	12	
RED22/15LCF	15	
RED22/18LCF	18	
RED28/06LCF	6	M36 x 2
RED28/08LCF	8	
RED28/10LCF	10	
RED28/12LCF	12	
RED28/15LCF	15	
RED28/18LCF	18	
RED28/22LCF	22	
RED35/12LCF	12	M45 x 2
RED35/15LCF	15	
RED35/18LCF	18	
RED35/22LCF	22	
RED35/28LCF	28	
RED42/18LCF	18	M52 x 2
RED42/22LCF	22	
RED42/28LCF	28	
RED42/35LCF	35	

For EO-2 part number, insert "Z"  
between size and pressure series.  
Example: RED08/06ZLCF

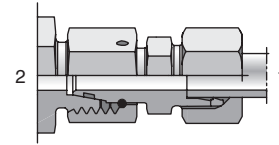
**S Series**

Part Number	End Size	
	1 (mm)	2 Metric
RED08/06SCF	6	M16 x 1.5
RED10/06SCF	6	M18 x 1.5
RED10/08SCF	8	
RED12/06SCF	6	M20 x 1.5
RED12/08SCF	8	
RED12/10SCF	10	
RED14/06SCF	6	M22 x 1.5
RED14/08SCF	8	
RED14/10SCF	10	
RED14/12SCF	12	
RED16/06SCF	6	M24 x 1.5
RED16/08SCF	8	
RED16/10SCF	10	
RED16/12SCF	12	
RED16/14SCF	14	
RED20/06SCF	6	M30 x 2
RED20/08SCF	8	
RED20/10SCF	10	
RED20/12SCF	12	
RED20/14SCF	14	
RED20/16SCF	16	
RED25/06SCF	6	M36 x 2
RED25/08SCF	8	
RED25/10SCF	10	
RED25/12SCF	12	
RED25/14SCF	14	
RED25/16SCF	16	
RED25/20SCF	20	
RED30/08SCF	8	M42 x 2
RED30/10SCF	10	
RED30/12SCF	12	
RED30/14SCF	14	
RED30/16SCF	16	
RED30/20SCF	20	
RED30/25SCF	25	
RED38/12SCF	12	M52 x 2
RED38/16SCF	16	
RED38/20SCF	20	
RED38/25SCF	25	
RED38/30SCF	30	

For EO-2 part number, insert "Z"  
between size and pressure series.  
Example: RED08/06ZSCF

**DA**

Distance Piece Adapter  
Flareless Swivel / 24° Flareless



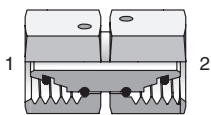
Part Number	End Size	
	1 (mm)	2 Metric
<b>L Series</b>		
DA06LCF	6	M12 x 1.5
DA08LCF	8	M14 x 1.5
DA10LCF	10	M16 x 1.5
DA12LCF	12	M18 x 1.5
DA15LCF	15	M22 x 1.5
DA18LCF	18	M26 x 1.5
DA22LCF	22	M30 x 2
DA28LCF	28	M36 x 2
DA35LCF	35	M45 x 2
DA42LCF	42	M52 x 2
<b>S Series</b>		
DA06SCF	6	M14 x 1.5
DA08SCF	8	M16 x 1.5
DA10SCF	10	M18 x 1.5
DA12SCF	12	M20 x 1.5
DA14SCF	14	M22 x 1.5
DA16SCF	16	M24 x 1.5
DA20SCF	20	M30 x 2
DA25SCF	25	M36 x 2
DA30SCF	30	M42 x 2
DA38SCF	38	M52 x 2

For EO-2 part number, insert "Z"  
between size and pressure series.  
Example: DA06ZLCF

Part numbers shown are for steel. Other material options available. Go to [www.parker.com](http://www.parker.com) for details.  
Dimensions and pressures are for reference only and are subject to change.

## GZ

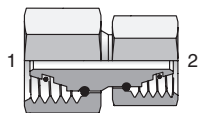
Swivel Union  
Flareless Swivel / Flareless Swivel



Part Number	End Size	
	1 & 2 Metric	
<b>L Series</b>		
GZ06LCF	M12 x 1.5	
GZ08LCF	M14 x 1.5	
GZ10LCF	M16 x 1.5	
GZ12LCF	M18 x 1.5	
GZ15LCF	M22 x 1.5	
GZ18LCF	M26 x 1.5	
GZ22LCF	M30 x 2	
GZ28LCF	M36 x 2	
GZ35LCF	M45 x 2	
GZ42LCF	M52 x 2	
<b>S Series</b>		
GZ06SCF	M14 x 1.5	
GZ08SCF	M16 x 1.5	
GZ10SCF	M18 x 1.5	
GZ12SCF	M20 x 1.5	
GZ14SCF	M22 x 1.5	
GZ16SCF	M24 x 1.5	
GZ20SCF	M30 x 2	
GZ25SCF	M36 x 2	
GZ30SCF	M42 x 2	
GZ38SCF	M52 x 2	

## GZR

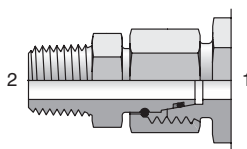
Swivel Union Reducer  
Flareless Swivel / Flareless Swivel



Part Number	End Size	
	1 Metric	2 Metric
GZR06L/06SCF	M14 x 1.5	M12 x 1.5
GZR08L/08SCF	M16 x 1.5	M14 x 1.5
GZR10L/10SCF	M18 x 1.5	M16 x 1.5
GZR12L/12SCF	M20 x 1.5	M18 x 1.5
GZR12/08LCF	M18 x 1.5	M14 x 1.5
GZR15/08LCF	M22 x 1.5	M14 x 1.5
GZR15/12LCF	M22 x 1.5	M18 x 1.5
GZR18L/16SCF	M26 x 1.5	M24 x 1.5
GZR22L/20SCF	M30 x 2	M30 x 2
GZR28L/25SCF	M36 x 2	M36 x 2
GZR28/22LCF	M36 x 2	M30 x 2
GZR35L/30SCF	M45 x 2	M42 x 2
GZR42L/38SCF	M52 x 2	M52 x 2
GZR16S/15LCF	M24 x 1.5	M22 x 1.5
GZR20S/18LCF	M30 x 2	M26 x 1.5
GZR25S/22LCF	M36 x 2	M30 x 2
GZR30S/28LCF	M42 x 2	M36 x 2
GZR38S/35LCF	M52 x 2	M45 x 2

## EGE-NPT

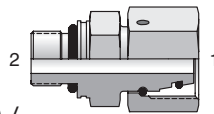
Swivel Connector  
Flareless Swivel / NPT



Part Number	End Size	
	1 Metric	2 NPT
<b>L Series</b>		
EGE06L1/8NPTCF	M12 x 1.5	1/8-27
EGE08L1/4NPTCF	M14 x 1.5	1/4-18
EGE10L1/4NPTCF	M16 x 1.5	1/4-18
EGE12L3/8NPTCF	M18 x 1.5	3/8-18
EGE15L1/2NPTCF	M22 x 1.5	1/2-14
EGE18L1/2NPTCF	M26 x 1.5	1/2-14
EGE22L3/4NPTCF	M30 x 2	3/4-14
EGE28L1NPTCF	M36 x 2	1-11 1/2
EGE35L11/4NPTCF	M45 x 2	1 1/4-11 1/2
EGE42L11/2NPTCF	M52 x 2	1 1/2-11 1/2
<b>S Series</b>		
EGE06S1/4NPTCF	M14 x 1.5	1/4-18
EGE08S1/4NPTCF	M16 x 1.5	1/4-18
EGE10S3/8NPTCF	M18 x 1.5	3/8-18
EGE12S3/8NPTCF	M20 x 1.5	3/8-18
EGE14S1/2NPTCF	M22 x 1.5	1/2-14
EGE16S1/2NPTCF	M24 x 1.5	1/2-14
EGE20S3/4NPTCF	M30 x 2	3/4-14
EGE25S1NPTCF	M36 x 2	1-11 1/2
EGE30S11/4NPTCF	M42 x 2	1 1/4-11 1/2
EGE38S11/2NPTCF	M52 x 2	1 1/2-11 1/2

## EGEO

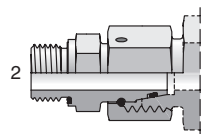
Swivel Connector  
Metric ISO 6149 /  
Flareless Swivel



Part Number	End Size	
	1 Metric	2 Metric
<b>L Series</b>		
EGEO06LMCF	M12 x 1.5	M10 x 1
EGEO08LMCF	M14 x 1.5	M12 x 1.5
EGEO10LMCF	M16 x 1.5	M14 x 1.5
EGEO12LMCF	M18 x 1.5	M16 x 1.5
EGEO15LMCF	M22 x 1.5	M18 x 1.5
EGEO18LMCF	M26 x 1.5	M22 x 1.5
EGEO-22LM27X2CF	M30 x 2	M27 x 2
EGEO-28LMCF	M36 x 2	M33 x 2
EGEO35LMCF	M45 x 2	M42 x 2
<b>S Series</b>		
EGEO08SMCF	M16 x 1.5	M14 x 1.5
EGEO10SMCF	M18 x 1.5	M16 x 1.5
EGEO12SMCF	M20 x 1.5	M18 x 1.5
EGEO16SMCF	M24 x 1.5	M22 x 1.5
EGEO-20SMCF	M30 x 2	M27 x 2
EGEO-25SMCF	M36 x 2	M33 x 2
EGEO30SMCF	M42 x 2	M42 x 2

## EGE-R-ED

Swivel Connector  
Flareless Swivel / BSPP with  
EOlastic Seal

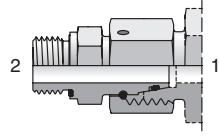


Part Number	End Size	
	1 Metric	2 BSPP
<b>L Series</b>		
EGE06LREDCF	M12 x 1.5	G 1/8A
EGE08LREDCF	M14 x 1.5	G 1/4A
EGE10LREDCF	M16 x 1.5	G 1/4A
EGE12LREDCF	M18 x 1.5	G 3/8A
EGE15LREDCF	M22 x 1.5	G 1/2A
EGE18LREDCF	M26 x 1.5	G 1/2A
EGE22LREDCF	M30 x 2	G 3/4A
EGE28LREDCF	M36 x 2	G 1A
EGE35LREDCF	M45 x 2	G 1 1/4A
EGE42LREDCF	M52 x 2	G 1 1/2A
<b>S Series</b>		
EGE06SREDCF	M14 x 1.5	G 1/4A
EGE08SREDCF	M16 x 1.5	G 1/4A
EGE10SREDCF	M18 x 1.5	G 3/8A
EGE12SREDCF	M20 x 1.5	G 3/8A
EGE14SREDCF	M22 x 1.5	G 1/2A
EGE16SREDCF	M24 x 1.5	G 1/2A
EGE20SREDCF	M30 x 2	G 3/4A
EGE25SREDCF	M36 x 2	G 1A
EGE30SREDCF	M42 x 2	G 1 1/4A
EGE38SREDCF	M52 x 2	G 1 1/2A

Part numbers shown are for steel. Other material options available. Go to [www.parker.com](http://www.parker.com) for details.  
Dimensions and pressures are for reference only and are subject to change.

### EGE-M-ED

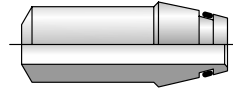
Swivel Connector  
Flareless Swivel / Metric  
with EOlastic Seal



Part Number	End Size	
	1 Metric	2 Metric
<b>L Series</b>		
EGE06LMEDCF	M12 x 1.5	M10 x 1
EGE08LMEDCF	M14 x 1.5	M12 x 1.5
EGE10LMEDCF	M16 x 1.5	M14 x 1.5
EGE12LMEDCF	M18 x 1.5	M16 x 1.5
EGE15LMEDCF	M22 x 1.5	M18 x 1.5
EGE18LMEDCF	M26 x 1.5	M22 x 1.5
EGE22LMEDCF	M30 x 2	M26 x 1.5
EGE28LMEDCF	M36 x 2	M33 x 2
EGE35LMEDCF	M45 x 2	M42 x 2
EGE42LMEDCF	M52 x 2	M48 x 2
<b>S Series</b>		
EGE06SMEDCF	M14 x 1.5	M12 x 1.5
EGE08SMEDCF	M16 x 1.5	M14 x 1.5
EGE10SMEDCF	M18 x 1.5	M16 x 1.5
EGE12SMEDCF	M20 x 1.5	M18 x 1.5
EGE14SMEDCF	M22 x 1.5	M20 x 1.5
EGE16SMEDCF	M24 x 1.5	M22 x 1.5
EGE20SMEDCF	M30 x 2	M27 x 2
EGE25SMEDCF	M36 x 2	M33 x 2
EGE30SMEDCF	M42 x 2	M42 x 2
EGE38SMEDCF	M52 x 2	M48 x 2

### SKA

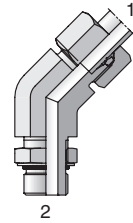
Weld Nipple  
24° Flareless /  
ISO 8434-4 Butt Weld



Part Number	D (mm)	D1 (mm)
SKA10X1	10	8
SKA10X1.5	10	7
SKA10X2	10	6
SKA12X1.5	12	9
SKA12X2	12	8
SKA12X2.5	12	7
SKA16X1.5	16	13
SKA16X2	16	12
SKA16X2.5	16	11
SKA16X3	16	10
SKA20X2	20	16
SKA20X2.5	20	15
SKA20X3	20	14
SKA20X4	20	12
SKA25X3	25	19
SKA25X4	25	17
SKA25X5	25	15
SKA30X3	30	24
SKA30X4	30	22
SKA30X5	30	20
SKA30X6	30	18
SKA38X4	38	30
SKA38X5	38	28
SKA38X6	38	26
SKA38X7	38	24

### VEE-UNF/UN

Adjustable Locknut 45° Elbow  
24° Flareless / SAE-ORB

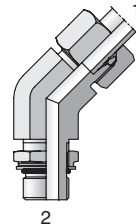


Part Number	End Size	
	1 (mm)	2 UN/UNF-2A
<b>L Series</b>		
VEE06L7/16UNFCF	6	7/16-20
VEE08L7/16UNFCF	8	7/16-20
VEE10L7/16UNFCF	10	9/16-18
VEE12L9/16UNFCF	12	9/16-18
VEE12L3/4UNFCF	12	3/4-16
VEE15L3/4UNFCF	15	3/4-16
VEE15L7/8UNFCF	15	7/8-14
VEE18L7/8UNFCF	18	7/8-14
VEE18L11/16UNCF	18	1 1/16-12
VEE22L11/16UNCF	22	1 1/16-12
VEE28L15/16UNCF	28	1 5/16-12
VEE35L15/8UNCF	35	1 5/8-12
VEE42L17/8UNCF	42	1 7/8-12
<b>S Series</b>		
VEE06S7/16UNFCF	6	7/16-20
VEE08S9/16UNFCF	8	9/16-18
VEE10S9/16UNFCF	10	9/16-18
VEE12S3/4UNFCF	12	3/4-16
VEE16S7/8UNFCF	16	7/8-14
VEE20S11/16UNCF	20	1 1/16-12
VEE25S11/16UNCF	25	1 1/16-12
VEE30S15/8UNCF	30	1 5/8-12
VEE38S17/8UNCF	38	1 7/8-12

For EO-2 part number, insert "Z" between size and pressure series.  
Example:  
VEE06ZL7/16UNFCF

### VEE-OR

Adjustable Locknut 45° Elbow  
24° Flareless / Metric ISO 6149



Part Number	End Size	
	1 (mm)	2 Metric
<b>L Series</b>		
VEE06LMORCF	6	M10 x 1
VEE08LMORCF	8	M12 x 1.5
VEE10LMORCF	10	M14 x 1.5
VEE12LMORCF	12	M16 x 1.5
VEE15LMORCF	15	M18 x 1.5
VEE18LMORCF	18	M22 x 1.5
VEE22LM27X2ORCF	22	M27 x 2
VEE28LMORCF	28	M33 x 2
VEE35LMORCF	35	M42 x 2
VEE42LMORCF	42	M48 x 2
<b>S Series</b>		
VEE06SMORCF	6	M12 x 1.5
VEE08SMORCF	8	M14 x 1.5
VEE10SMORCF	10	M16 x 1.5
VEE12SMORCF	12	M18 x 1.5
VEE16SMORCF	16	M22 x 1.5
VEE20SMORCF	20	M27 x 2
VEE25SMORCF	25	M33 x 2
VEE30SMORCF	30	M42 x 2
VEE38SMORCF	38	M48 x 2

For EO-2 part number, insert "Z" between size and pressure series.  
Example: VEE06ZLMORCF

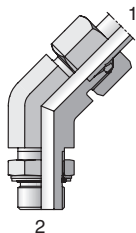
Part numbers shown are for steel. Other material options available. Go to [www.parker.com](http://www.parker.com) for details.  
Dimensions and pressures are for reference only and are subject to change.

## VEE-R

Adjustable Locknut 45° Elbow  
24° Flareless / BSPP ORR

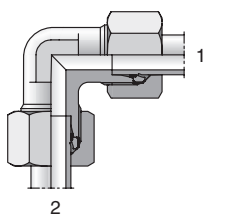
Part Number	End Size	
	1 (mm)	2 BSPP
<b>L Series</b>		
VEE06LRFCF	6	G 1/8A
VEE08LRFCF	8	G 1/4A
VEE10LRFCF	10	G 1/4A
VEE12LRFCF	12	G 3/8A
VEE15LRFCF	15	G 1/2A
VEE18LRFCF	18	G 1/2A
VEE22LRFCF	22	G 3/4A
VEE28LRFCF	28	G 1A
VEE35LRFCF	35	G 1 1/4A
VEE42LRFCF	42	G 1 1/2A
<b>S Series</b>		
VEE06SRCF	6	G 1/4A
VEE08SRCF	8	G 1/4A
VEE10SRCF	10	G 3/8A
VEE12SRCF	12	G 3/8A
VEE16SRCF	16	G 1/2A
VEE20SRCF	20	G 3/4A
VEE25SRCF	25	G 1A
VEE30SRCF	30	G 1 1/4A
VEE38SRCF	38	G 1 1/2A

For EO-2 part number, insert "Z" between size and pressure series.  
Example: VEE06ZLRFCF



## W

Elbow Union  
24° Flareless / 24° Flareless

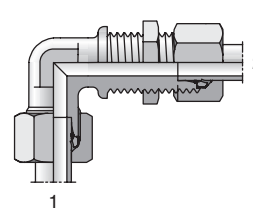


Part Number	End Size
	1 & 2 (mm)
<b>LL Series</b>	
* W04LLCF	4
* W06LLCF	6
* W08LLCF	8
* W10LLCF	10
* W12LLCF	12
<b>L Series</b>	
* W06LCF	6
* W08LCF	8
* W10LCF	10
* W12LCF	12
W15LCF	15
W18LCF	18
W22LCF	22
W28LCF	28
W35LCF	35
W42LCF	42
<b>S Series</b>	
* W06SCF	6
* W08SCF	8
* W10SCF	10
* W12SCF	12
W14SCF	14
W16SCF	16
W20SCF	20
W25SCF	25
W30SCF	30
W38SCF	38

\* Extruded body for steel and brass.  
For EO-2 part number, insert "Z" between size and pressure series.  
Example: W04ZLLCF

## WSV

Bulkhead Union Elbow  
24° Flareless / 24° Flareless



Part Number	End Size	
	1 & 2 (mm)	M Metric
<b>L Series</b>		
WSV06LCF	6	M12 x 1.5
WSV08LCF	8	M14 x 1.5
WSV10LCF	10	M16 x 1.5
WSV12LCF	12	M18 x 1.5
WSV15LCF	15	M22 x 1.5
WSV18LCF	18	M26 x 1.5
WSV22LCF	22	M30 x 2
WSV28LCF	28	M36 x 2
WSV35LCF	35	M45 x 2
WSV42LCF	42	M52 x 2
<b>S Series</b>		
WSV06SCF	6	M14 x 1.5
WSV08SCF	8	M16 x 1.5
WSV10SCF	10	M18 x 1.5
WSV12SCF	12	M20 x 1.5
WSV14SCF	14	M22 x 1.5
WSV16SCF	16	M24 x 1.5
WSV20SCF	20	M30 x 2
WSV25SCF	25	M36 x 2
WSV30SCF	30	M42 x 2
WSV38SCF	38	M52 x 2

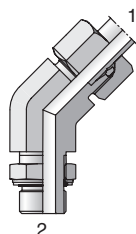
For EO-2 part number, insert "Z" between size and pressure series.  
Example: WSV06ZLCF

## VEE-M

Adjustable Locknut 45° Elbow  
24° Flareless / Metric ORR

Part Number	End Size	
	1 (mm)	2 Metric
<b>L Series</b>		
VEE06LMCF	6	M10 x 1
VEE08LMCF	8	M12 x 1.5
VEE10LMCF	10	M14 x 1.5
VEE12LMCF	12	M16 x 1.5
VEE15LMCF	15	M18 x 1.5
VEE18LMCF	18	M22 x 1.5
VEE22LM27X2CF	22	M27 x 2
VEE28LMCF	28	M33 x 2
VEE35LMCF	35	M42 x 2
VEE42LMCF	42	M48 x 2
<b>S Series</b>		
VEE06SMCF	6	M12 x 1.5
VEE08SMCF	8	M14 x 1.5
VEE10SMCF	10	M16 x 1.5
VEE12SMCF	12	M18 x 1.5
VEE16SMCF	16	M22 x 1.5
VEE20SMCF	20	M27 x 2
VEE25SMCF	25	M33 x 2
VEE30SMCF	30	M42 x 2
VEE38SMCF	38	M48 x 2

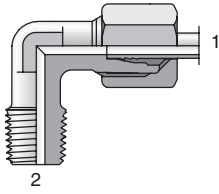
For EO-2 part number, insert "Z" between size and pressure series.  
Example: VEE06ZLMCF



Part numbers shown are for steel. Other material options available. Go to [www.parker.com](http://www.parker.com) for details.  
Dimensions and pressures are for reference only and are subject to change.

## WE-NPT

Male Elbow  
24° Flareless / NPT

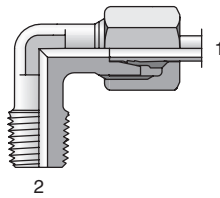


Part Number	End Size	
	1 (mm)	2 NPT
<b>LL Series</b>		
* WE04LL1/8NPTCF	4	1/8-27
* WE06LL1/8NPTCF	6	1/8-27
* WE08LL1/8NPTCF	8	1/8-27
<b>L Series</b>		
* WE06L1/8NPTCF	6	1/8-27
* WE06L1/4NPTCF	6	1/4-18
* WE08L1/4NPTCF	8	1/4-18
* WE10L1/4NPTCF	10	1/4-18
* WE12L3/8NPTCF	12	3/8-18
* WE12L1/4NPTCF	12	1/4-18
WE12L1/2NPTCF	12	1/2-14
WE15L1/2NPTCF	15	1/2-14
WE18L1/2NPTCF	18	1/2-14
WE22L3/4NPTCF	22	3/4-14
WE28L1NPTCF	28	1-11 1/2
WE35L11/4NPTCF	35	1 1/4-11 1/2
WE42L11/2NPTCF	42	1 1/2-11 1/2
<b>S Series</b>		
* WE06S1/4NPTCF	6	1/4-18
* WE08S1/4NPTCF	8	1/4-18
* WE10S3/8NPTCF	10	3/8-18
* WE12S3/8NPTCF	12	3/8-18
WE14S1/2NPTCF	14	1/2-14
WE16S1/2NPTCF	16	1/2-14
WE20S3/4NPTCF	20	3/4-14
WE25S1NPTCF	25	1-11 1/2
WE30S11/4NPTCF	30	1 1/4-11 1/2
WE38S11/2NPTCF	38	1 1/2-11 1/2

\* Extruded body for steel and brass.

## WE-R keg

Male Elbow  
24° Flareless / BSPT

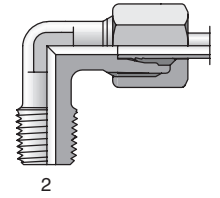


Part Number	End Size	
	1 (mm)	2 BSPT
<b>LL Series</b>		
* WE04LLRCF	4	R1/8 keg.
* WE06LLRCF	6	R1/8 keg.
* WE08LLRCF	8	R1/8 keg.
* WE10LLRCF	10	R1/4 keg.
* WE12LLRCF	12	R1/4 keg.
<b>L Series</b>		
* WE06LRCF	6	R1/8 keg.
* WE08LRCF	8	R1/4 keg.
* WE10LRCF	10	R1/4 keg.
* WE12LRCF	12	R3/8 keg.
* WE12LR1/4CF	12	R1/4 keg.
WE15LRCF	15	R1/2 keg.
WE18LRCF	18	R1/2 keg.
WE22LR3/4KEGCF	22	R3/4 keg.
<b>S Series</b>		
* WE06SRCF	6	R1/4 keg.
* WE08SRCF	8	R1/4 keg.
* WE10SRCF	10	R3/8 keg.
* WE12SRCF	12	R3/8 keg.
WE14SRCF	14	R1/2 keg.
WE16SRCF	16	R1/2 keg.

\* Extruded body for steel and brass.  
Note: keg. refers to taper threads.

## WE-M keg

Male Elbow  
24° Flareless / Metric Taper Thread



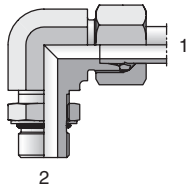
Part Number	End Size	
	1 (mm)	2 Metric
<b>LL Series</b>		
* WE06LLMCF	6	M10 x 1 keg.
* WE08LLMCF	8	M10 x 1 keg.
<b>L Series</b>		
* WE06LMCF	6	M10 x 1 keg.
* WE08LMCF	8	M12 x 1.5 keg.
* WE10LMCF	10	M14 x 1.5 keg.
* WE12LMCF	12	M16 x 1.5 keg.
WE15LMCF	15	M18 x 1.5 keg.
WE18LMCF	18	M22 x 1.5 keg.
<b>S Series</b>		
* WE06SMCF	6	M12 x 1.5 keg.
* WE08SMCF	8	M14 x 1.5 keg.
* WE10SMCF	10	M16 x 1.5 keg.
* WE12SMCF	12	M18 x 1.5 keg.
WE14SMCF	14	M20 x 1.5 keg.
WE16SMCF	16	M22 x 1.5 keg.

\* Extruded body for steel and brass.  
Note: keg. refers to taper threads.

Part numbers shown are for steel. Other material options available. Go to [www.parker.com](http://www.parker.com) for details.  
Dimensions and pressures are for reference only and are subject to change.

## WEE-UNF/UN

Adjustable Locknut Elbow  
24° Flareless / SAE-ORB

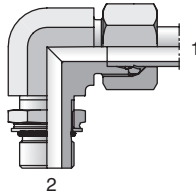


Part Number	End Size	
	1 (mm)	2 UN / UNF
<b>L Series</b>		
WEE06L7/16UNFCF	6	7/16-20
WEE08L7/16UNFCF	8	7/16-20
WEE10L9/16UNFCF	10	9/16-18
WEE12L9/16UNFCF	12	9/16-18
WEE12L3/4UNFCF	12	3/4-16
WEE15L3/4UNFCF	15	3/4-16
WEE15L7/8UNFCF	15	7/8-14
WEE18L7/8UNFCF	18	7/8-14
WEE18L11/16UNCF	18	1 1/16-12
WEE22L11/16UNCF	22	1 1/16-12
WEE28L15/16UNCF	28	1 5/16-12
WEE35L15/8UNCF	35	1 5/8-12
WEE42L17/8UNCF	42	1 7/8-12
<b>S Series</b>		
WEE06S7/16UNFCF	6	7/16-20
WEE08S9/16UNFCF	8	9/16-18
WEE10S9/16UNFCF	10	9/16-18
WEE12S3/4UNFCF	12	3/4-16
WEE16S7/8UNFCF	16	7/8-14
WEE20S11/16UNCF	20	1 1/16-12
WEE25S11/16UNCF	25	1 1/16-12
WEE30S15/8UNCF	30	1 5/8-12
WEE38S17/8UNCF	38	1 7/8-12

For EO-2 part number, insert "Z" between size and pressure series.  
Example: WEE06ZL7/16UNFCF

## WEE-OR

Adjustable Locknut Elbow  
24° Flareless / Metric ISO 6149

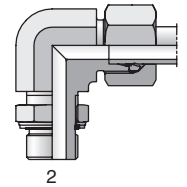


Part Number	End Size	
	1 (mm)	2 Metric
<b>LL Series</b>		
WEE04LLMORCF	4	M8 x 1
WEE04LLM10X1ORCF	4	M10 x 1
WEE06LLMORCF	6	M10 x 1
WEE06LLM12X1.5ORCF	6	M12 x 1.5
<b>L Series</b>		
WEE06LMORCF	6	M10 x 1
WEE08LMORCF	8	M12 x 1.5
WEE10LMORCF	10	M14 x 1.5
WEE12LMORCF	12	M16 x 1.5
WEE15LMORCF	15	M18 x 1.5
WEE18LMORCF	18	M22 x 1.5
WEE22LM27X2ORCF	22	M27 x 2
WEE28LMORCF	28	M33 x 2
WEE35LMORCF	35	M42 x 2
WEE42LMORCF	42	M48 x 2
<b>S Series</b>		
WEE06SMORCF	6	M12 x 1.5
WEE08SMORCF	8	M14 x 1.5
WEE10SMORCF	10	M16 x 1.5
WEE12SMORCF	12	M18 x 1.5
WEE16SMORCF	16	M22 x 1.5
WEE20SMORCF	20	M27 x 2
WEE25SMORCF	25	M33 x 2
WEE30SMORCF	30	M42 x 2
WEE38SMORCF	38	M48 x 2

For EO-2 part number, insert "Z" between size and pressure series.  
Example: WEE04ZLLMORCF

## WEE-R

Adjustable Locknut Elbow  
24° Flareless / BSPP ORR



Part Number	End Size	
	1 (mm)	2 BSPP
<b>LL Series</b>		
WEE04LLRCF	4	G 1/8A
WEE06LLRCF	6	G 1/8A
<b>L Series</b>		
WEE06LRCF	6	G 1/8A
WEE08LRCF	8	G 1/4A
WEE10LRCF	10	G 1/4A
WEE12LRCF	12	G 3/8A
WEE15LRCF	15	G 1/2A
WEE18LRCF	18	G 1/2A
WEE22LRCF	22	G 3/4A
WEE28LRCF	28	G 1A
WEE35LRCF	35	G 1 1/4A
WEE42LRCF	42	G 1 1/2A
<b>S Series</b>		
WEE06SRCF	6	G 1/4A
WEE08SRCF	8	G 1/4A
WEE10SRCF	10	G 3/8A
WEE12SRCF	12	G 3/8A
WEE16SRCF	16	G 1/2A
WEE20SRCF	20	G 3/4A
WEE25SRCF	25	G 1A
WEE30SRCF	30	G 1 1/4A
WEE38SRCF	38	G 1 1/2A

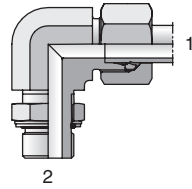
For EO-2 part number, insert "Z" between size and pressure series.  
Example: WEE04ZLLRCF

Part numbers shown are for steel. Other material options available. Go to [www.parker.com](http://www.parker.com) for details.  
Dimensions and pressures are for reference only and are subject to change.



## WEE-M

Adjustable Locknut Elbow  
24° Flareless / Metric ORR

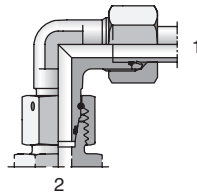


Part Number	End Size	
	1 (mm)	2 Metric
<b>L Series</b>		
WEE06LMCF	6	M10 x 1
WEE08LMCF	8	M12 x 1.5
WEE10LMCF	10	M14 x 1.5
WEE12LMCF	12	M16 x 1.5
WEE15LMCF	15	M18 x 1.5
WEE18LMCF	18	M22 x 1.5
WEE22LM27X2CF	22	M27 x 2
WEE28LMCF	28	M33 x 2
WEE35LMCF	35	M42 x 2
WEE42LMCF	42	M48 x 2
<b>S Series</b>		
WEE08SMCF	8	M14 x 1.5
WEE10SMCF	10	M16 x 1.5
WEE12SMCF	12	M18 x 1.5
WEE16SMCF	16	M22 x 1.5
WEE20SMCF	20	M27 x 2
WEE25SMCF	25	M33 x 2
WEE30SMCF	30	M42 x 2
WEE38SMCF	38	M48 x 2

For EO-2 part number, insert "Z" between size and pressure series.  
Example: WEE06ZLMCF

## EW

Swivel Nut Elbow  
24° Flareless /  
Flareless Swivel

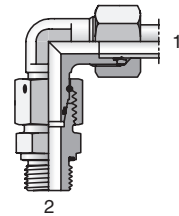


Part Number	End Size	
	1 (mm)	2 Metric
<b>L Series</b>		
EW06LCF	6	M12 x 1.5
EW08LCF	8	M14 x 1.5
EW10LCF	10	M16 x 1.5
EW12LCF	12	M18 x 1.5
EW15LCF	15	M22 x 1.5
EW18LCF	18	M26 x 1.5
EW22LCF	22	M30 x 2
EW28LCF	28	M36 x 2
EW35LCF	35	M45 x 2
EW42LCF	42	M52 x 2
<b>S Series</b>		
EW06SCF	6	M14 x 1.5
EW08SCF	8	M16 x 1.5
EW10SCF	10	M18 x 1.5
EW12SCF	12	M20 x 1.5
EW14SCF	14	M22 x 1.5
EW16SCF	16	M24 x 1.5
EW20SCF	20	M30 x 2
EW25SCF	25	M36 x 2
EW30SCF	30	M42 x 2
EW38SCF	38	M52 x 2

For EO-2 part number, insert "Z" between size and pressure series.  
Example: EW06ZLCF

## EW-R-ED

Assembled Adjustable Swivel Elbow  
24° Flareless / BSPP with  
EOlastic Seal

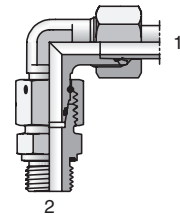


Part Number	End Size	
	1 (mm)	2 BSPP
<b>L Series</b>		
EW06LREDCF	6	G 1/8 A
EW08LREDCF	8	G 1/4 A
EW10LREDCF	10	G 1/4 A
EW12LREDCF	12	G 3/8 A
EW15LREDCF	15	G 1/2 A
EW18LREDCF	18	G 1/2 A
EW22LREDCF	22	G 3/4 A
EW28LREDCF	28	G 1A
EW35LREDCF	35	G 1 1/4 A
EW42LREDCF	42	G 1 1/2 A
<b>S Series</b>		
EW06SREDCF	6	G 1/4 A
EW08SREDCF	8	G 1/4 A
EW10SREDCF	10	G 3/8 A
EW12SREDCF	12	G 3/8 A
EW14SREDCF	14	G 1/2 A
EW16SREDCF	16	G 1/2 A
EW20SREDCF	20	G 3/4 A
EW25SREDCF	25	G 1A
EW30SREDCF	30	G 1 1/4 A
EW38SREDCF	38	G 1 1/2 A

For EO-2 part number, insert "Z" between size and pressure series.  
Example: EW06ZLREDCF

## EW-M-ED

Assembled Adjustable Swivel Elbow  
24° Flareless / Metric Parallel  
with EOlastic Seal



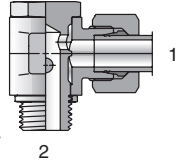
Part Number	End Size	
	1 (mm)	2 Metric
<b>L Series</b>		
EW06LMEDCF	6	M10 x 1
EW08LMEDCF	8	M12 x 1.5
EW10LMEDCF	10	M14 x 1.5
EW12LMEDCF	12	M16 x 1.5
EW15LMEDCF	15	M18 x 1.5
EW18LMEDCF	18	M22 x 1.5
EW22LMEDCF	22	M26 x 1.5
EW28LMEDCF	28	M33 x 2
EW35LMEDCF	35	M42 x 2
EW42LMEDCF	42	M48 x 2
<b>S Series</b>		
EW06SMEDCF	6	M12 x 1.5
EW08SMEDCF	8	M14 x 1.5
EW10SMEDCF	10	M16 x 1.5
EW12SMEDCF	12	M18 x 1.5
EW14SMEDCF	14	M20 x 1.5
EW16SMEDCF	16	M22 x 1.5
EW20SMEDCF	20	M27 x 2
EW25SMEDCF	25	M33 x 2
EW30SMEDCF	30	M42 x 2
EW38SMEDCF	38	M48 x 2

For EO-2 part number, insert "Z" between size and pressure series.  
Example: EW06ZLMEDCF

Part numbers shown are for steel. Other material options available. Go to [www.parker.com](http://www.parker.com) for details.  
Dimensions and pressures are for reference only and are subject to change.

## SWVE-R

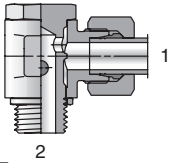
Banjo Elbow  
24° Flareless / BSPP



Part Number	End Size	
	1 (mm)	2 BSPP
<b>LL Series</b>		
SWVE04LLRCF	4	G 1/8 A
SWVE06LLRCF	6	G 1/8 A
SWVE08LLRCF	8	G 1/8 A
<b>L Series</b>		
SWVE06LRCF	6	G 1/8 A
SWVE08LRCF	8	G 1/4 A
SWVE10LRCF	10	G 1/4 A
SWVE12LRCF	12	G 3/8 A
SWVE15LRCF	15	G 1/2 A
SWVE18LRCF	18	G 1/2 A
SWVE22LRCF	22	G 3/4 A
<b>S Series</b>		
SWVE06SRCF	6	G 1/4 A
SWVE08SRCF	8	G 1/4 A
SWVE10SRCF	10	G 3/8 A
SWVE12SRCF	12	G 3/8 A
SWVE14SRCF	14	G 1/2 A
SWVE16SRCF	16	G 1/2 A
SWVE20SRCF	20	G 3/4 A

## SWVE-M

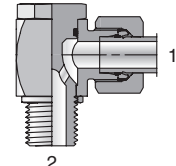
Banjo Elbow  
24° Flareless /  
Metric Parallel



Part Number	End Size	
	1 (mm)	2 Metric
<b>LL Series</b>		
SWVE04LLMCF	4	M8 x 1
SWVE06LLMCF	6	M10 x 1
SWVE08LLMCF	8	M10 x 1
<b>L Series</b>		
SWVE06LMCF	6	M10 x 1
SWVE08LMCF	8	M12 x 1.5
SWVE10LMCF	10	M14 x 1.5
SWVE12LMCF	12	M16 x 1.5
SWVE15LMCF	15	M18 x 1.5
SWVE18LMCF	18	M22 x 1.5
SWVE22LMCF	22	M26 x 1.5
<b>S Series</b>		
SWVE06SMCF	6	M12 x 1.5
SWVE08SMCF	8	M14 x 1.5
SWVE10SMCF	10	M16 x 1.5
SWVE12SMCF	12	M18 x 1.5
SWVE14SMCF	14	M20 x 1.5
SWVE16SMCF	16	M22 x 1.5
SWVE20SMCF	20	M27 x 2

## WH-R

High Pressure Banjo Elbow  
24° Flareless / BSPP

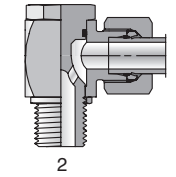


Part Number	End Size	
	1 (mm)	2 BSPP
<b>L Series</b>		
WH06LRCF	6	G 1/8 A
WH08LRCF	8	G 1/4 A
WH10LRCF	10	G 1/4 A
WH12LRCF	12	G 3/8 A
WH15LRCF	15	G 1/2 A
WH18LRCF	18	G 1/2 A
WH22LRCF	22	G 3/4 A
WH28LRCF	28	G 1 A
WH35LRCF	35	G 1 1/4 A
WH42LRCF	42	G 1 1/2 A
<b>S Series</b>		
WH06SRCF	6	G 1/4 A
WH08SRCF	8	G 1/4 A
WH10SRCF	10	G 3/8 A
WH12SRCF	12	G 3/8 A
WH14SRCF	14	G 1/2 A
WH16SRCF	16	G 1/2 A
WH20SRCF	20	G 3/4 A
WH25SRCF	25	G 1 A
WH30SRCF	30	G 1 1/4 A
WH38SRCF	38	G 1 1/2 A

For EO-2 part number, insert "Z" between size and pressure series.  
Example: WH06ZLRCF

## WH-M

High Pressure Banjo Elbow  
24° Flareless / Metric Parallel



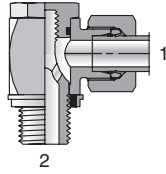
Part Number	End Size	
	1 (mm)	2 Metric
<b>L Series</b>		
WH06LMCF	6	M10 x 1
WH08LMCF	8	M12 x 1.5
WH10LMCF	10	M14 x 1.5
WH12LMCF	12	M16 x 1.5
WH15LMCF	15	M18 x 1.5
WH18LMCF	18	M22 x 1.5
WH22LMCF	22	M26 x 1.5
WH28LMCF	28	M33 x 2
WH35LMCF	35	M42 x 2
WH42LMCF	42	M48 x 2
<b>S Series</b>		
WH06SMCF	6	M12 x 1.5
WH08SMCF	8	M14 x 1.5
WH10SMCF	10	M16 x 1.5
WH12SMCF	12	M18 x 1.5
WH14SMCF	14	M20 x 1.5
WH16SMCF	16	M22 x 1.5
WH20SMCF	20	M27 x 2
WH25SMCF	25	M33 x 2
WH30SMCF	30	M42 x 2
WH38SMCF	38	M48 x 2

For EO-2 part number, insert "Z" between size and pressure series.  
Example: WH06ZLMCF

Part numbers shown are for steel. Other material options available. Go to [www.parker.com](http://www.parker.com) for details.  
Dimensions and pressures are for reference only and are subject to change.

## WH-R-KDS

High Pressure Banjo Elbow  
24° Flareless / BSPP

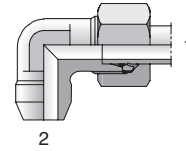


Part Number	End Size	
	1 (mm)	2 BSPP
<b>L Series</b>		
WH06LRKDSCF	6	G 1/8 A
WH08LRKDSCF	8	G 1/4 A
WH10LRKDSCF	10	G 1/4 A
WH12LRKDSCF	12	G 3/8 A
WH15LRKDSCF	15	G 1/2 A
WH18LRKDSCF	18	G 1/2 A
WH22LRKDSCF	22	G 3/4 A
WH28LRKDSCF	28	G 1 A
WH35LRKDSCF	35	G 1 1/4 A
WH42LRKDSCF	42	G 1 1/2 A
<b>S Series</b>		
WH06SRKDSCF	6	G 1/4 A
WH08SRKDSCF	8	G 1/4 A
WH10SRKDSCF	10	G 3/8 A
WH12SRKDSCF	12	G 3/8 A
WH14SRKDSCF	14	G 1/2 A
WH16SRKDSCF	16	G 1/2 A
WH20SRKDSCF	20	G 3/4 A
WH25SRKDSCF	25	G 1 A
WH30SRKDSCF	30	G 1 1/4 A
WH38SRKDSCF	38	G 1 1/2 A

For EO-2 part number, insert "Z" between size and pressure series.  
Example: WH06ZLRKDSCF

## WAS

Weld Elbow  
24° Flareless / Butt Weld

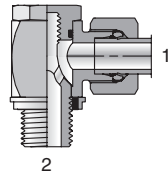


Part Number	End Size	
	1 (mm)	2 (mm)
<b>L Series</b>		
WAS06L	6	10
WAS08L	8	12
WAS10L	10	14
WAS12L	12	16
WAS15L	15	19
WAS18L	18	22
WAS22L	22	27
WAS28L	28	32
WAS35L	35	40
WAS42L	42	46
<b>S Series</b>		
WAS06S	6	11
WAS08S	8	13
WAS10S	10	15
WAS12S	12	17
WAS14S	14	19
WAS16S	16	21
WAS20S	20	26
WAS25S	25	31
WAS30S	30	36
WAS38S	38	44

For EO-2 part number, insert "Z" between size and pressure series. Example: WAS06ZL

## WH-M-KDS

High Pressure Banjo Elbow  
Banjo Metric / Flareless

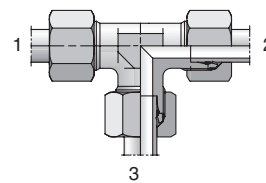


Part Number	End Size	
	1 (mm)	2 Metric
<b>L Series</b>		
WH06LMKDSCF	6	M10 x 1
WH08LMKDSCF	8	M12 x 1.5
WH10LMKDSCF	10	M14 x 1.5
WH12LMKDSCF	12	M16 x 1.5
WH15LMKDSCF	15	M18 x 1.5
WH18LMKDSCF	18	M22 x 1.5
WH22LMKDSCF	22	M26 x 1.5
WH28LMKDSCF	28	M33 x 2
WH35LMKDSCF	35	M42 x 2
WH42LMKDSCF	42	M48 x 2
<b>S Series</b>		
WH06SMKDSCF	6	M12 x 1.5
WH08SMKDSCF	8	M14 x 1.5
WH10SMKDSCF	10	M16 x 1.5
WH12SMKDSCF	12	M18 x 1.5
WH14SMKDSCF	14	M20 x 1.5
WH16SMKDSCF	16	M22 x 1.5
WH20SMKDSCF	20	M27 x 2
WH25SMKDSCF	25	M33 x 2
WH30SMKDSCF	30	M42 x 2
WH38SMKDSCF	38	M48 x 2

For EO-2 part number, insert "Z" between size and pressure series.  
Example: WH06ZLMKDSCF

## T

Union Tee  
24° Flareless



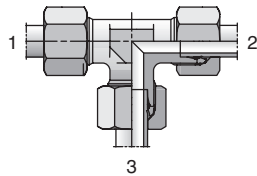
Part Number	End Size	
	1 - 3 (mm)	
<b>LL Series</b>		
* T04LLCF	4	
* T06LLCF	6	
* T08LLCF	8	
* T10LLCF	10	
T12LLCF	12	
<b>L Series</b>		
* T06LCF	6	
* T08LCF	8	
T10LCF	10	
T12LCF	12	
T15LCF	15	
T18LCF	18	
T22LCF	22	
T28LCF	28	
T35LCF	35	
T42LCF	42	
<b>S Series</b>		
* T06SCF	6	
T08SCF	8	
T10SCF	10	
T12SCF	12	
T14SCF	14	
T16SCF	16	
T20SCF	20	
T25SCF	25	
T30SCF	30	
T38SCF	38	

\* Extruded body for steel and brass.  
For EO-2 part number, insert "Z" between size and pressure series.  
Example: T04ZLLCF

Part numbers shown are for steel. Other material options available. Go to [www.parker.com](http://www.parker.com) for details.  
Dimensions and pressures are for reference only and are subject to change.

# TR

Tee-Reducer  
24° Flareless

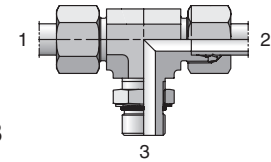


Part Number	End Size		
	1 (mm)	2 (mm)	3 (mm)
<b>LL Series</b>			
*TR04/08/04LLCF	4	8	4
*TR06/04/06LLCF	6	4	6
<b>L Series</b>			
*TR06/08/06LCF	6	8	6
*TR08/06/08LCF	8	6	8
TR06/10/06LCF	6	10	6
TR08/10/08LCF	8	10	8
TR10/06/10LCF	10	6	10
TR10/08/10LCF	10	8	10
TR10/10/06LCF	10	10	6
TR08/12/08LCF	8	12	8
TR12/06/12LCF	12	6	12
TR12/08/08LCF	12	8	8
TR12/08/12LCF	12	8	12
TR12/10/10LCF	12	10	10
TR12/10/12LCF	12	10	12
TR12/12/10LCF	12	12	10
TR10/15/10LCF	10	15	10
TR12/15/12LCF	12	15	12
TR15/06/15LCF	15	6	15
TR15/10/15LCF	15	10	15
TR15/12/12LCF	15	12	12
TR15/12/15LCF	15	12	15
TR15/15/12LCF	15	15	12
TR12/18/12LCF	12	18	12
TR18/10/10LCF	18	10	10
TR18/10/18LCF	18	10	18
TR18/12/18LCF	18	12	18
TR18/15/18LCF	18	15	18
TR18/18/10LCF	18	18	10
TR22/10/22LCF	22	10	22
TR22/12/22LCF	22	12	22
TR22/15/15LCF	22	15	15
TR22/15/22LCF	22	15	22
TR22/18/18LCF	22	18	18
TR22/18/22LCF	22	18	22
TR22/22/18LCF	22	22	18
TR28/10/28LCF	28	10	28
TR28/12/28LCF	28	12	28
TR28/15/28LCF	28	15	28
TR28/18/28LCF	28	18	28
TR28/22/22LCF	28	22	22
TR28/22/28LCF	28	22	28

\* Extruded body for steel and brass.  
For EO-2 part number, insert "Z" between size and pressure series.  
Example: TR06/08/06ZLLCF

# TEE-UNF/UN

Adjustable Locknut  
Branch Tee  
24° Flareless / SAE-ORB



Part Number	End Size		
	1 (mm)	2 (mm)	3 (mm)
<b>S Series</b>			
TR10/06/10SCF	10	6	10
TR12/08/08SCF	12	8	8
TR12/08/12SCF	12	8	12
TR12/10/12SCF	12	10	12
TR12/16/12SCF	12	16	12
TR16/06/16SCF	16	6	16
TR16/08/16SCF	16	8	16
TR16/10/16SCF	16	10	16
TR16/12/16SCF	16	12	16
TR16/20/16SCF	16	20	16
TR20/10/20SCF	20	10	20
TR20/12/20SCF	20	12	20
TR20/16/20SCF	20	16	20
TR20/25/20SCF	20	25	20
TR25/16/25SCF	25	16	25
TR25/20/25SCF	25	20	25
TR25/30/25SCF	25	30	25

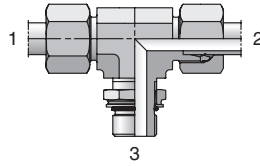
Part Number	End Size	
	1 & 2 (mm)	3 UN/UNF-2A
<b>L Series</b>		
TEE06L7/16UNFCF	6	7/16-20
TEE08L7/16UNFCF	8	7/16-20
TEE10L9/16UNFCF	10	9/16-18
TEE12L9/16UNFCF	12	9/16-18
TEE12L3/4UNFCF	12	3/4-16
TEE15L3/4UNFCF	15	3/4-16
TEE15L7/8UNFCF	15	7/8-14
TEE18L7/8UNFCF	18	7/8-14
TEE18L11/16UNCF	18	1 1/16-12
TEE22L11/16UNCF	22	1 1/16-12
TEE28L15/16UNCF	28	1 5/16-12
TEE35L15/8UNCF	35	1 5/8-12
TEE42L17/8UNCF	42	1 7/8-12
<b>S Series</b>		
TEE06S7/16UNFCF	6	7/16-20
TEE08S9/16UNFCF	8	9/16-18
TEE10S9/16UNFCF	10	9/16-18
TEE12S3/4UNFCF	12	3/4-16
TEE16S7/8UNFCF	16	7/8-14
TEE20S11/16UNCF	20	1 1/16-12
TEE25S11/16UNCF	25	1 1/16-12
TEE30S15/8UNCF	30	1 5/8-12
TEE38S17/8UNCF	38	1 7/8-12

For EO-2 part number, insert "Z" between size and pressure series.  
Example: TEE06ZL7/16UNFCF

Part numbers shown are for steel. Other material options available. Go to [www.parker.com](http://www.parker.com) for details.  
Dimensions and pressures are for reference only and are subject to change.

## TEE-OR

Adjustable Locknut Branch Tee  
24° Flareless / Metric ISO 6149

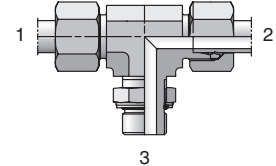


Part Number	End Size	
	1 & 2 (mm)	3 Metric
<b>L Series</b>		
TEE06LMORCF	6	M10x1
TEE08LMORCF	8	M12x1.5
TEE10LMORCF	10	M14x1.5
TEE12LMORCF	12	M16x1.5
TEE15LMORCF	15	M18x1.5
TEE18LMORCF	18	M22x1.5
TEE22LM27X2ORCF	22	M27x2
TEE28LMORCF	28	M33x2
TEE35LMORCF	35	M42x2
TEE42LMORCF	42	M48x2
<b>S Series</b>		
TEE06SMORCF	6	M12x1.5
TEE08SMORCF	8	M14x1.5
TEE10SMORCF	10	M16x1.5
TEE12SMORCF	12	M18x1.5
TEE16SMORCF	16	M22x1.5
TEE20SMORCF	20	M27x2
TEE25SMORCF	25	M33x2
TEE30SMORCF	30	M42x2
TEE38SMORCF	38	M48x2

For EO-2 part number, insert "Z" between size and pressure series.  
Example: TR06ZLMORCF

## TEE-M

Adjustable Locknut Branch Tee  
24° Flareless / Metric ORR

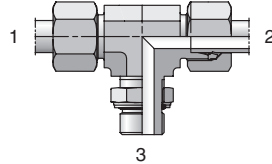


Part Number	End Size	
	1&2 (mm)	3 Metric
<b>L Series</b>		
TEE06LMCF	6	M10x1
TEE08LMCF	8	M12x1.5
TEE10LMCF	10	M14x1.5
TEE12LMCF	12	M16x1.5
TEE15LMCF	15	M18x1.5
TEE18LMCF	18	M22x1.5
TEE22LM27X2CF	22	M27x2
TEE28LMCF	28	M33x2
TEE35LMCF	35	M42x2
TEE42LMCF	42	M48x2
<b>S Series</b>		
TEE06SMCF	6	M12x1.5
TEE08SMCF	8	M14x1.5
TEE10SMCF	10	M16x1.5
TEE12SMCF	12	M18x1.5
TEE16SMCF	16	M22x1.5
TEE20SMCF	20	M27x2
TEE25SMCF	25	M33x2
TEE30SMCF	30	M42x2
TEE38SMCF	38	M48x2

For EO-2 part number, insert "Z" between size and pressure series.  
Example: TEE06ZLMCF

## TEE-R

Adjustable Locknut Branch Tee  
24° Flareless / BSPP ORR

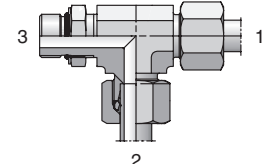


Part Number	End Size	
	1 & 2 (mm)	3 BSPP
<b>L Series</b>		
TEE06LRFCF	6	G 1/8A
TEE08LRFCF	8	G 1/4A
TEE10LRFCF	10	G 1/4A
TEE12LRFCF	12	G 3/8A
TEE15LRFCF	15	G 1/2A
TEE18LRFCF	18	G 1/2A
TEE22LRFCF	22	G 3/4A
TEE28LRFCF	28	G 1A
TEE35LRFCF	35	G 1 1/4A
TEE42LRFCF	42	G 1 1/2A
<b>S Series</b>		
TEE06SRCF	6	G 1/4A
TEE08SRCF	8	G 1/4A
TEE10SRCF	10	G 3/8A
TEE12SRCF	12	G 3/8A
TEE16SRCF	16	G 1/2A
TEE20SRCF	20	G 3/4A
TEE25SRCF	25	G 1A
TEE30SRCF	30	G 1 1/4A
TEE38SRCF	38	G 1 1/2A

For EO-2 part number, insert "Z" between size and pressure series.  
Example: TEE06ZLRFCF

## LEE-UNF/UN

Adjustable Locknut Run Tee  
24° Flareless / SAE-ORB



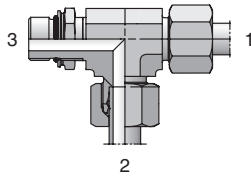
Part Number	End Size	
	1 & 2 (mm)	3 UN/UNF-2A
<b>L Series</b>		
LEE06L7/16UNFCF	6	7/16-20
LEE08L7/16UNFCF	8	7/16-20
LEE10L9/16UNFCF	10	9/16-18
LEE12L9/16UNFCF	12	9/16-18
LEE12L3/4UNFCF	12	3/4-16
LEE15L3/4UNFCF	15	3/4-16
LEE15L7/8UNFCF	15	7/8-14
LEE18L7/8UNFCF	18	7/8-14
LEE18L11/16UNCF	18	1 1/16-12
LEE22L11/16UNCF	22	1 1/16-12
LEE28L15/16UNCF	28	1 5/16-12
LEE35L15/8UNCF	35	1 5/8-12
LEE42L17/8UNCF	42	1 7/8-12
<b>S Series</b>		
LEE06S7/16UNFCF	6	7/16-20
LEE08S9/16UNFCF	8	9/16-18
LEE10S9/16UNFCF	10	9/16-18
LEE12S3/4UNFCF	12	3/4-16
LEE16S7/8UNFCF	16	7/8-14
LEE20S11/16UNCF	20	1 1/16-12
LEE25S11/16UNCF	25	1 1/16-12
LEE30S15/8UNCF	30	1 5/8-12
LEE38S17/8UNCF	38	1 7/8-12

For EO-2 part number, insert "Z" between size and pressure series.  
Example: LEE06ZL7/16UNFCF

Part numbers shown are for steel. Other material options available. Go to [www.parker.com](http://www.parker.com) for details.  
Dimensions and pressures are for reference only and are subject to change.

## LEE-OR

Adjustable Locknut Run Tee  
24° Flareless / Metric ISO 6149



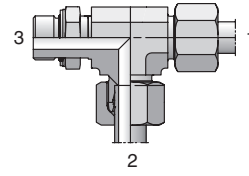
Part Number	End Size	
	1 & 2 (mm)	3 Metric
<b>L Series</b>		
LEE06LMORCF	6	M10 x 1
LEE08LMORCF	8	M12 x 1.5
LEE10LMORCF	10	M14 x 1.5
LEE12LMORCF	12	M16 x 1.5
LEE15LMORCF	15	M18 x 1.5
LEE18LMORCF	18	M22 x 1.5
LEE22LM27x2ORCF	22	M27 x 2
LEE28LMORCF	28	M33 x 2
LEE35LMORCF	35	M42 x 2
LEE42LMORCF	42	M48 x 2
<b>S Series</b>		
LEE06SMORCF	6	M12 x 1.5
LEE08SMORCF	8	M14 x 1.5
LEE10SMORCF	10	M16 x 1.5
LEE12SMORCF	12	M18 x 1.5
LEE16SMORCF	16	M22 x 1.5
LEE20SMORCF	20	M27 x 2
LEE25SMORCF	25	M33 x 2
LEE30SMORCF	30	M42 x 2
LEE38SMORCF	38	M48 x 2

For EO-2 part number, insert "Z" between size and pressure series.

Example: LEE06ZLMORCF

## LEE-M

Adjustable Locknut Run Tee  
24° Flareless / Metric ORR



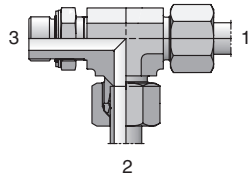
Part Number	End Size	
	1 & 2 (mm)	3 Metric
<b>L Series</b>		
LEE06LMCF	6	M10 x 1
LEE08LMCF	8	M12 x 1.5
LEE10LMCF	10	M14 x 1.5
LEE12LMCF	12	M16 x 1.5
LEE15LMCF	15	M18 x 1.5
LEE18LMCF	18	M22 x 1.5
LEE22LM27X2CF	22	M27 x 2
LEE28LMCF	28	M33 x 2
LEE35LMCF	35	M42 x 2
LEE42LMCF	42	M48 x 2
<b>S Series</b>		
LEE06SMCF	6	M12 x 1.5
LEE08SMCF	8	M14 x 1.5
LEE10SMCF	10	M16 x 1.5
LEE12SMCF	12	M18 x 1.5
LEE16SMCF	16	M22 x 1.5
LEE20SMCF	20	M27 x 2
LEE25SMCF	25	M33 x 2
LEE30SMCF	30	M42 x 2
LEE38SMCF	38	M48 x 2

For EO-2 part number, insert "Z" between size and pressure series.

Example: LEE06ZLMCF

## LEE-R

Adjustable Locknut Run Tee  
24° Flareless / BSPP ORR

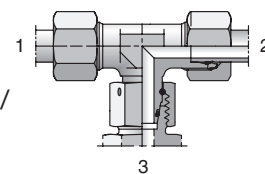


Part Number	End Size	
	1 & 2 (mm)	3 BSPP
<b>L Series</b>		
LEE06LRFCF	6	G 1/8A
LEE08LRFCF	8	G 1/4A
LEE10LRFCF	10	G 1/4A
LEE12LRFCF	12	G 3/8A
LEE15LRFCF	15	G 1/2A
LEE18LRFCF	18	G 1/2A
LEE22LRFCF	22	G 3/4A
LEE28LRFCF	28	G 1A
LEE35LRFCF	35	G 1 1/4A
LEE42LRFCF	42	G 1 1/2A
<b>S Series</b>		
LEE06SRCF	6	G 1/4A
LEE08SRCF	8	G 1/4A
LEE10SRCF	10	G 3/8A
LEE12SRCF	12	G 3/8A
LEE16SRCF	16	G 1/2A
LEE20SRCF	20	G 3/4A
LEE25SRCF	25	G 1A
LEE30SRCF	30	G 1 1/4A
LEE38SRCF	38	G 1 1/2A

For EO-2 part number, insert "Z" between size and pressure series.  
Example: LEE06ZLRFCF

## ET

Swivel Nut Branch Tee  
24° Flareless / 24° Flareless / Flareless Swivel



Part Number	End Size	
	1 & 2 (mm)	3 Metric
<b>L Series</b>		
ET06LCF	6	M12 x 1.5
ET08LCF	8	M14 x 1.5
ET10LCF	10	M16 x 1.5
ET12LCF	12	M18 x 1.5
ET15LCF	15	M22 x 1.5
ET18LCF	18	M26 x 1.5
ET22LCF	22	M30 x 2
ET28LCF	28	M36 x 2
ET35LCF	35	M45 x 2
ET42LCF	42	M52 x 2
<b>S Series</b>		
ET06SCF	6	M14 x 1.5
ET08SCF	8	M16 x 1.5
ET10SCF	10	M18 x 1.5
ET12SCF	12	M20 x 1.5
ET14SCF	14	M22 x 1.5
ET16SCF	16	M24 x 1.5
ET20SCF	20	M30 x 2
ET25SCF	25	M36 x 2
ET30SCF	30	M42 x 2
ET38SCF	38	M52 x 2

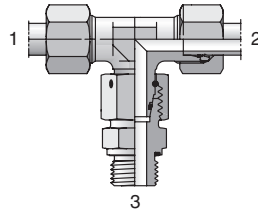
For EO-2 part number, insert "Z" between size and pressure series.  
Example: ET06ZLCF

Part numbers shown are for steel. Other material options available. Go to [www.parker.com](http://www.parker.com) for details.  
Dimensions and pressures are for reference only and are subject to change.



### ET-R-ED

Assembled Adjustable Swivel Branch Tee  
24° Flareless / 24° Flareless / BSPP with EOlastic Seal

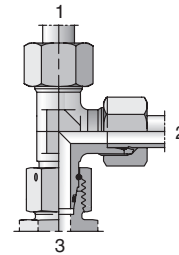


Part Number	End Size	
	1 & 2 (mm)	3 BSPP
<b>L Series</b>		
ET06LREDCF	6	G 1/8 A
ET08LREDCF	8	G 1/4 A
ET10LREDCF	10	G 1/4 A
ET12LREDCF	12	G 3/8 A
ET15LREDCF	15	G 1/2 A
ET18LREDCF	18	G 1/2 A
ET22LREDCF	22	G 3/4 A
ET28LREDCF	28	G 1A
ET35LREDCF	35	G 1 1/4 A
ET42LREDCF	42	G 1 1/2 A
<b>S Series</b>		
ET06SREDCF	6	G 1/4 A
ET08SREDCF	8	G 1/4 A
ET10SREDCF	10	G 3/8 A
ET12SREDCF	12	G 3/8 A
ET14SREDCF	14	G 1/2 A
ET16SREDCF	16	G 1/2 A
ET20SREDCF	20	G 3/4 A
ET25SREDCF	25	G 1A
ET30SREDCF	30	G 1 1/4 A
ET38SREDCF	38	G 1 1/2 A

For EO-2 part number, insert "Z" between size and pressure series.  
Example: ET06ZLREDCF

### EL

Swivel Nut Run Tee  
24° Flareless / Flareless Swivel

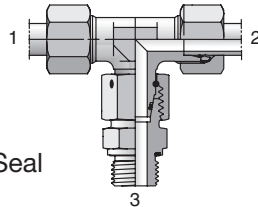


Part Number	End Size	
	1 & 2 (mm)	3 Metric
<b>L Series</b>		
EL06LCF	6	M12 x 1.5
EL08LCF	8	M14 x 1.5
EL10LCF	10	M16 x 1.5
EL12LCF	12	M18 x 1.5
EL15LCF	15	M22 x 1.5
EL18LCF	18	M26 x 1.5
EL22LCF	22	M30 x 2
EL28LCF	28	M36 x 2
EL35LCF	35	M45 x 2
EL42LCF	42	M52 x 2
<b>S Series</b>		
EL06SCF	6	M14 x 1.5
EL08SCF	8	M16 x 1.5
EL10SCF	10	M18 x 1.5
EL12SCF	12	M20 x 1.5
EL14SCF	14	M22 x 1.5
EL16SCF	16	M24 x 1.5
EL20SCF	20	M30 x 2
EL25SCF	25	M36 x 2
EL30SCF	30	M42 x 2
EL38SCF	38	M52 x 2

For EO-2 part number, insert "Z" between size and pressure series.  
Example: EL06ZLCF

### ET-M-ED

Assembled Adjustable Swivel Branch Tee  
24° Flareless / 24° Flareless / Metric Parallel with EOlastic Seal

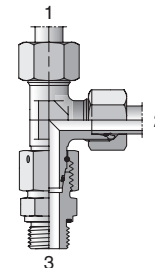


Part Number	End Size	
	1 & 2 (mm)	3 Metric
<b>L Series</b>		
ET06LMEDCF	6	M10 x 1
ET08LMEDCF	8	M12 x 1.5
ET10LMEDCF	10	M14 x 1.5
ET12LMEDCF	12	M16 x 1.5
ET15LMEDCF	15	M18 x 1.5
ET18LMEDCF	18	M22 x 1.5
ET22LMEDCF	22	M26 x 1.5
ET28LMEDCF	28	M33 x 2
ET35LMEDCF	35	M42 x 2
ET42LMEDCF	42	M48 x 2
<b>S Series</b>		
ET06SMEDCF	6	M12 x 1.5
ET08SMEDCF	8	M14 x 1.5
ET10SMEDCF	10	M16 x 1.5
ET12SMEDCF	12	M18 x 1.5
ET14SMEDCF	14	M20 x 1.5
ET16SMEDCF	16	M22 x 1.5
ET20SMEDCF	20	M27 x 2
ET25SMEDCF	25	M33 x 2
ET30SMEDCF	30	M42 x 2
ET38SMEDCF	38	M48 x 2

For EO-2 part number, insert "Z" between size and pressure series.  
Example: ET06ZLMEDCF

### EL-R-ED

Adjustable Assembled Swivel Run Tee  
24° Flareless / BSPP with EOlastic Seal



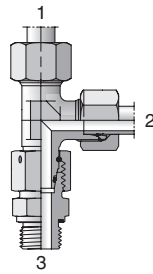
Part Number	End Size	
	1 & 2 (mm)	3 BSPP
<b>L Series</b>		
EL06LREDCF	6	G 1/8 A
EL08LREDCF	8	G 1/4 A
EL10LREDCF	10	G 1/4 A
EL12LREDCF	12	G 3/8 A
EL15LREDCF	15	G 1/2 A
EL18LREDCF	18	G 1/2 A
EL22LREDCF	22	G 3/4 A
EL28LREDCF	28	G 1 A
EL35LREDCF	35	G 1 1/4 A
EL42LREDCF	42	G 1 1/2 A
<b>S Series</b>		
EL06SREDCF	6	G 1/4 A
EL08SREDCF	8	G 1/4 A
EL10SREDCF	10	G 3/8 A
EL12SREDCF	12	G 3/8 A
EL14SREDCF	14	G 1/2 A
EL16SREDCF	16	G 1/2 A
EL20SREDCF	20	G 3/4 A
EL25SREDCF	25	G 1 A
EL30SREDCF	30	G 1 1/4 A
EL38SREDCF	38	G 1 1/2 A

For EO-2 part number, insert "Z" between size and pressure series.  
Example: EL06ZLREDCF

Part numbers shown are for steel. Other material options available. Go to [www.parker.com](http://www.parker.com) for details.  
Dimensions and pressures are for reference only and are subject to change.

## EL-M-ED

Adjustable Assembled Swivel Run Tee  
24° Flareless / Metric Parallel with EOlastic Seal

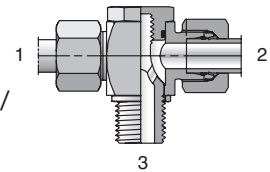


Part Number	End Size	
	1 & 2 (mm)	3 Metric
<b>L Series</b>		
EL06LMEDCF	6	M10 x 1
EL08LMEDCF	8	M12 x 1.5
EL10LMEDCF	10	M14 x 1.5
EL12LMEDCF	12	M16 x 1.5
EL15LMEDCF	15	M18 x 1.5
EL18LMEDCF	18	M22 x 1.5
EL22LMEDCF	22	M26 x 1.5
EL28LMEDCF	28	M33 x 2
EL35LMEDCF	35	M42 x 2
EL42LMEDCF	42	M48 x 2
<b>S Series</b>		
EL06SMEDCF	6	M12 x 1.5
EL08SMEDCF	8	M14 x 1.5
EL10SMEDCF	10	M16 x 1.5
EL12SMEDCF	12	M18 x 1.5
EL14SMEDCF	14	M20 x 1.5
EL16SMEDCF	16	M22 x 1.5
EL20SMEDCF	20	M27 x 2
EL25SMEDCF	25	M33 x 2
EL30SMEDCF	30	M42 x 2
EL38SMEDCF	38	M48 x 2

For EO-2 part number, insert "Z" between size and pressure series.  
Example: EL06ZLMEDCF

## TH-M

High Pressure Banjo Tee  
24° Flareless / 24° Flareless / Metric Parallel

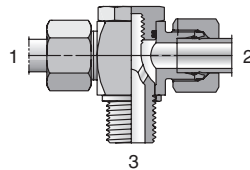


Part Number	End Size	
	1 & 2 (mm)	3 Metric
<b>L Series</b>		
TH06LMCF	6	M10 x 1
TH08LMCF	8	M12 x 1.5
TH10LMCF	10	M14 x 1.5
TH12LMCF	12	M16 x 1.5
TH15LMCF	15	M18 x 1.5
TH18LMCF	18	M22 x 1.5
TH22LMCF	22	M26 x 1.5
TH28LMCF	28	M33 x 2
TH35LMCF	35	M42 x 2
TH42LMCF	42	M48 x 2
<b>S Series</b>		
TH06SMCF	6	M12 x 1.5
TH08SMCF	8	M14 x 1.5
TH10SMCF	10	M16 x 1.5
TH12SMCF	12	M18 x 1.5
TH14SMCF	14	M20 x 1.5
TH16SMCF	16	M22 x 1.5
TH20SMCF	20	M27 x 2
TH25SMCF	25	M33 x 2
TH30SMCF	30	M42 x 2
TH38SMCF	38	M48 x 2

For EO-2 part number, insert "Z" between size and pressure series.  
Example: TH06ZLMCF

## TH-R

High Pressure Banjo Tee  
24° Flareless / 24° Flareless / BSPP

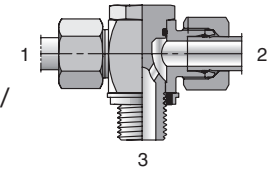


Part Number	End Size	
	1 & 2 (mm)	3 BSPP
<b>L Series</b>		
TH06LRCF	6	G 1/8 A
TH08LRCF	8	G 1/4 A
TH10LRCF	10	G 1/4 A
TH12LRCF	12	G 3/8 A
TH15LRCF	15	G 1/2 A
TH18LRCF	18	G 1/2 A
TH22LRCF	22	G 3/4 A
TH28LRCF	28	G 1 A
TH35LRCF	35	G 1 1/4 A
TH42LRCF	42	G 1 1/2 A
<b>S Series</b>		
TH06SRCF	6	G 1/4 A
TH08SRCF	8	G 1/4 A
TH10SRCF	10	G 3/8 A
TH12SRCF	12	G 3/8 A
TH14SRCF	14	G 1/2 A
TH16SRCF	16	G 1/2 A
TH20SRCF	20	G 3/4 A
TH25SRCF	25	G 1 A
TH30SRCF	30	G 1 1/4 A
TH38SRCF	38	G 1 1/2 A

For EO-2 part number, insert "Z" between size and pressure series.  
Example: TH06ZLRCF

## TH-R-KDS

High Pressure Banjo Tee  
24° Flareless / 24° Flareless / BSPP



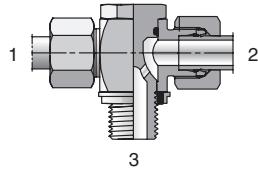
Part Number	End Size	
	1 & 2 (mm)	3 BSPP
<b>L Series</b>		
TH06LRKDSCF	6	G 1/8 A
TH08LRKDSCF	8	G 1/4 A
TH10LRKDSCF	10	G 1/4 A
TH12LRKDSCF	12	G 3/8 A
TH15LRKDSCF	15	G 1/2 A
TH18LRKDSCF	18	G 1/2 A
TH22LRKDSCF	22	G 3/4 A
TH28LRKDSCF	28	G 1 A
TH35LRKDSCF	35	G 1 1/4 A
TH42LRKDSCF	42	G 1 1/2 A
<b>S Series</b>		
TH06SRKDSCF	6	G 1/4 A
TH08SRKDSCF	8	G 1/4 A
TH10SRKDSCF	10	G 3/8 A
TH12SRKDSCF	12	G 3/8 A
TH14SRKDSCF	14	G 1/2 A
TH16SRKDSCF	16	G 1/2 A
TH20SRKDSCF	20	G 3/4 A
TH25SRKDSCF	25	G 1 A
TH30SRKDSCF	30	G 1 1/4 A
TH38SRKDSCF	38	G 1 1/2 A

For EO-2 part number, insert "Z" between size and pressure series.  
Example: TH06ZLRKDSCF

Part numbers shown are for steel. Other material options available. Go to [www.parker.com](http://www.parker.com) for details.  
Dimensions and pressures are for reference only and are subject to change.

## TH-M-KDS

High Pressure Banjo Tee  
24° Flareless / 24° Flareless /  
Metric Parallel

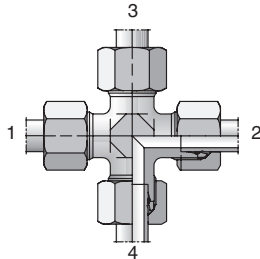


Part Number	End Size	
	1 & 2 (mm)	3 Metric
<b>L Series</b>		
TH06LMKDSCF	6	M10 x 1
TH08LMKDSCF	8	M12 x 1.5
TH10LMKDSCF	10	M14 x 1.5
TH12LMKDSCF	12	M16 x 1.5
TH15LMKDSCF	15	M18 x 1.5
TH18LMKDSCF	18	M22 x 1.5
TH22LMKDSCF	22	M26 x 1.5
TH28LMKDSCF	28	M33 x 2
TH35LMKDSCF	35	M42 x 2
TH42LMKDSCF	42	M48 x 2
<b>S Series</b>		
TH06SMKDSCF	6	M12 x 1.5
TH08SMKDSCF	8	M14 x 1.5
TH10SMKDSCF	10	M16 x 1.5
TH12SMKDSCF	12	M18 x 1.5
TH14SMKDSCF	14	M20 x 1.5
TH16SMKDSCF	16	M22 x 1.5
TH20SMKDSCF	20	M27 x 2
TH25SMKDSCF	25	M33 x 2
TH30SMKDSCF	30	M42 x 2
TH38SMKDSCF	38	M48 x 2

For EO-2 part number, insert "Z"  
between size and pressure series.  
Example: TH06ZLMKDSCF

## K

Union Cross  
24° Flareless

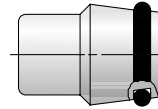


Part Number	End Size
	1 - 4 (mm)
<b>LL Series</b>	
K04LLCF	4
K06LLCF	6
K08LLCF	8
<b>L Series</b>	
K06LCF	6
K08LCF	8
K10LCF	10
K12LCF	12
K15LCF	15
K18LCF	18
K22LCF	22
K28LCF	28
K35LCF	35
K42LCF	42
<b>S Series</b>	
K06SCF	6
K08SCF	8
K10SCF	10
K12SCF	12
K14SCF	14
K16SCF	16
K20SCF	20
K25SCF	25
K30SCF	30
K38SCF	38

For EO-2 part number, insert "Z"  
between size and pressure series.  
Example: K06ZLCF

## VKA

Cap

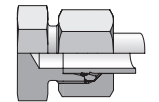


Part Number	Tube OD (mm)
VKA06CF	6
VKA08CF	8
VKA10CF	10
VKA12CF	12
VKA15CF	15
VKA18CF	18
VKA22CF	22
VKA28CF	28
VKA35CF	35
VKA42CF	42
VKA06CF	6
VKA08CF	8
VKA10CF	10
VKA12CF	12
VKA14CF	14
VKA16CF	16
VKA20CF	20
VKA25CF	25
VKA30CF	30
VKA38CF	38

Note: Part does not include tube nut.  
Sizes 6,8,10 & 12 work with L and S Series.

## ROV

Plug  
24° Flareless



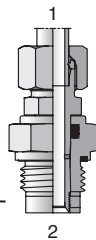
Part Number	End Size
	1 (mm)
<b>L Series</b>	
ROV06LCF	6
ROV08LCF	8
ROV10LCF	10
ROV12LCF	12
ROV15LCF	15
ROV18LCF	18
ROV22LCF	22
ROV28LCF	28
ROV35LCF	35
ROV42LCF	42
<b>S Series</b>	
ROV06SCF	6
ROV08SCF	8
ROV10SCF	10
ROV12SCF	12
ROV14SCF	14
ROV16SCF	16
ROV20SCF	20
ROV25SCF	25
ROV30SCF	30
ROV38SCF	38

For EO-2 part number, insert "Z"  
between size and pressure series.  
Example: ROV06ZLCF

Part numbers shown are for steel. Other material options available. Go to [www.parker.com](http://www.parker.com) for details.  
Dimensions and pressures are for reference only and are subject to change.

### DVGE-R

Plain Bearing Rotary Straight  
24° Flareless / BSPP with EOlastic Seal\*

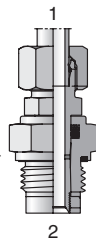


Part Number	End Size	
	1 (mm)	2 BSPP
<b>L Series</b>		
DVGE06LRFC	6	G 1/4 A
DVGE08LRFC	8	G 1/4 A
DVGE10LRFC	10	G 3/8 A
DVGE12LRFC	12	G 1/2 A
DVGE15LRFC	15	G 3/4 A
DVGE18LRFC	18	G 1A
DVGE22LRFC	22	G 1A
DVGE28LRFC	28	G 1 1/4 A
DVGE35LRFC	35	G 1 1/2 A
<b>S Series</b>		
DVGE06SRCF	6	G 1/4 A
DVGE08SRCF	8	G 1/4 A
DVGE10SRCF	10	G 3/8 A
DVGE12SRCF	12	G 1/2 A
DVGE16SRCF	16	G 3/4 A
DVGE20SRCF	20	G 1A
DVGE25SRCF	25	G 1A
DVGE30SRCF	30	G 1 1/4 A
DVGE38SRCF	38	G 1 1/2 A

\*Note: Port depth must be deeper than standard DIN 3852-2.

### DVGE-M

Plain Bearing Rotary Straight  
24° Flareless / Metric Parallel with EOlastic Seal\*

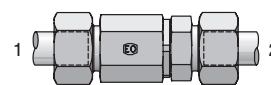


Part Number	End Size	
	1 (mm)	2 Metric
<b>L Series</b>		
DVGE06LMCF	6	M 14 x 1.5
DVGE08LMCF	8	M 14 x 1.5
DVGE10LMCF	10	M 18 x 1.5
DVGE12LMCF	12	M 22 x 1.5
DVGE15LMCF	15	M 27 x 2
DVGE18LMCF	18	M 33 x 2
DVGE22LMCF	22	M 33 x 2
DVGE28LMCF	28	M 42 x 2
DVGE35LMCF	35	M 48 x 2
<b>S Series</b>		
DVGE06SMCF	6	M 14 x 1.5
DVGE08SMCF	8	M 14 x 1.5
DVGE10SMCF	10	M 18 x 1.5
DVGE12SMCF	12	M 22 x 1.5
DVGE16SMCF	16	M 27 x 2
DVGE20SMCF	20	M 33 x 2
DVGE25SMCF	25	M 33 x 2
DVGE30SMCF	30	M 42 x 2
DVGE38SMCF	38	M 48 x 2

\*Note: Port depth must be deeper than standard DIN 3852-1.

### DG101

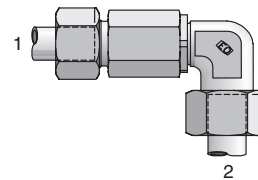
Ball Bearing Rotary Union  
24° Flareless / 24° Flareless



Part Number	End Size
	1 & 2 (mm)
DG101/06SCF	6
DG101/08SCF	8
DG101/12SCF	12
DG101/16SCF	16
DG101/20SCF	20
DG101/25SCF	25
DG101/30SCF	30
DG101/38SCF	38

### DG103

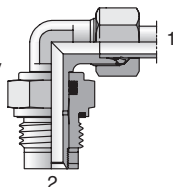
Ball Bearing Rotary Elbow  
24° Flareless / 24° Flareless



Part Number	End Size
	1 & 2 (mm)
DG103/06SCF	6
DG103/08SCF	8
DG103/12SCF	12
DG103/16SCF	16
DG103/20SCF	20
DG103/25SCF	25
DG103/30SCF	30
DG103/38SCF	38

### DVWE-R

Plain Bearing Rotary Elbow  
24° Flareless / BSPP with EOlastic Seal\*

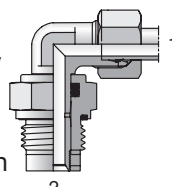


Part Number	End Size	
	1 (mm)	2 BSPP
<b>L Series</b>		
DVWE06LRFC	6	G 1/4 A
DVWE08LRFC	8	G 1/4 A
DVWE10LRFC	10	G 3/8 A
DVWE12LRFC	12	G 1/2 A
DVWE15LRFC	15	G 3/4 A
DVWE18LRFC	18	G 1A
DVWE22LRFC	22	G 1A
DVWE28LRFC	28	G 1 1/4 A
DVWE35LRFC	35	G 1 1/2 A
<b>S Series</b>		
DVWE06SRCF	6	G 1/4 A
DVWE08SRCF	8	G 1/4 A
DVWE10SRCF	10	G 3/8 A
DVWE12SRCF	12	G 1/2 A
DVWE16SRCF	16	G 3/4 A
DVWE20SRCF	20	G 1A
DVWE25SRCF	25	G 1A
DVWE30SRCF	30	G 1 1/4 A
DVWE38SRCF	38	G 1 1/2 A

\*Note: Port depth must be deeper than standard DIN 3852-2.

### DVWE-M

Plain Bearing Rotary Elbow  
24° Flareless / Metric Parallel with EOlastic Seal\*

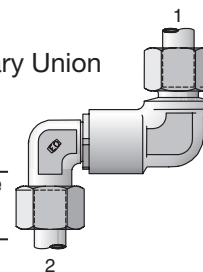


Part Number	End Size	
	1 (mm)	2 Metric
<b>L Series</b>		
DVWE06LMCF	6	M 14 x 1.5
DVWE08LMCF	8	M 14 x 1.5
DVWE10LMCF	10	M 18 x 1.5
DVWE12LMCF	12	M 22 x 1.5
DVWE15LMCF	15	M 27 x 2
DVWE18LMCF	18	M 33 x 2
DVWE22LMCF	22	M 33 x 2
DVWE28LMCF	28	M 42 x 2
DVWE35LMCF	35	M 48 x 2
<b>S Series</b>		
DVWE06SMCF	6	M 14 x 1.5
DVWE08SMCF	8	M 14 x 1.5
DVWE10SMCF	10	M 18 x 1.5
DVWE12SMCF	12	M 22 x 1.5
DVWE16SMCF	16	M 27 x 2
DVWE20SMCF	20	M 33 x 2
DVWE25SMCF	25	M 33 x 2
DVWE30SMCF	30	M 42 x 2
DVWE38SMCF	38	M 48 x 2

\*Note: Port depth must be deeper than standard DIN 3852-1.

### DG105

Ball Bearing Rotary Union  
24° Flareless / 24° Flareless

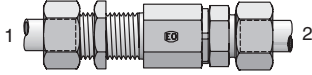


Part Number	End Size
	1 & 2 (mm)
DG105/12SCF	12
DG105/16SCF	16
DG105/20SCF	20
DG105/25SCF	25
DG105/30SCF	30
DG105/38SCF	38

Part numbers shown are for steel. Other material options available. Go to [www.parker.com](http://www.parker.com) for details. Dimensions and pressures are for reference only and are subject to change.

### DG107

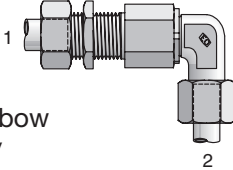
Ball Bearing Rotary Bulkhead Union  
24° Flareless / 24° Flareless



Part Number	End Size 1 & 2 (mm)	
	1	2
DG107/06SCF	6	
DG107/08SCF	8	
DG107/12SCF	12	
DG107/16SCF	16	
DG107/20SCF	20	
DG107/25SCF	25	
DG107/30SCF	30	
DG107/38SCF	38	

### DG108

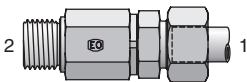
Ball Bearing Rotary Bulkhead Elbow  
24° Flareless / 24° Flareless



Part Number	End Size 1 & 2 (mm)	
	1	2
DG108/06SCF	6	
DG108/08SCF	8	
DG108/12SCF	12	
DG108/16SCF	16	
DG108/20SCF	20	
DG108/25SCF	25	
DG108/30SCF	30	
DG108/38SCF	38	

### DG102-R

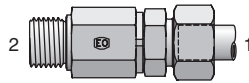
Ball Bearing Rotary Straight  
24° Flareless / BSPP



Part Number	End Size	
	1 (mm)	2 BSPP
DG102/06SRCF	6	G 1/4 A
DG102/08SRCF	8	G 1/4 A
DG102/12SRCF	12	G 3/8 A
DG102/16SRCF	16	G 1/2 A
DG102/20SRCF	20	G 3/4 A
DG102/25SRCF	25	G 1 A
DG102/30SRCF	30	G 1 1/4 A
DG102/38SRCF	38	G 1 1/2 A

### DG102-M

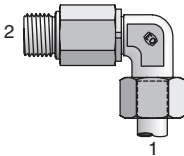
Ball Bearing Rotary Straight  
24° Flareless / Metric Parallel



Part Number	End Size	
	1 (mm)	2 Metric
DG102/06SMCF	6	M14 x 1.5
DG102/08SMCF	8	M14 x 1.5
DG102/12SMCF	12	M18 x 1.5
DG102/16SMCF	16	M22 x 1.5
DG102/20SMCF	20	M27 x 2
DG102/25SMCF	25	M33 x 2
DG102/30SMCF	30	M42 x 2
DG102/38SMCF	38	M48 x 2

### DG104-R

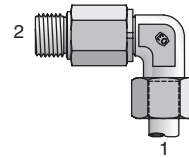
Ball Bearing Rotary Elbow  
24° Flareless / BSPP with EOlastic Seal



Part Number	End Size	
	1 (mm)	2 BSPP
DG104/06SRCF	6	G 1/4 A
DG104/08SRCF	8	G 1/4 A
DG104/12SRCF	12	G 3/8 A
DG104/16SRCF	16	G 1/2 A
DG104/20SRCF	20	G 3/4 A
DG104/25SRCF	25	G 1 A
DG104/30SRCF	30	G 1 1/4 A
DG104/38SRCF	38	G 1 1/2 A

### DG104-M

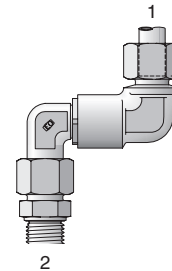
Ball Bearing Rotary Elbow  
24° Flareless / Metric Parallel



Part Number	End Size	
	1 (mm)	2 Metric
DG104/06SMCF	6	M14 x 1.5
DG104/08SMCF	8	M14 x 1.5
DG104/12SMCF	12	M18 x 1.5
DG104/16SMCF	16	M22 x 1.5
DG104/20SMCF	20	M27 x 2
DG104/25SMCF	25	M33 x 2
DG104/30SMCF	30	M42 x 2
DG104/38SMCF	38	M48 x 2

### DG106-R

Ball Bearing Rotary Double Elbow  
24° Flareless / BSPP with EOlastic Seal

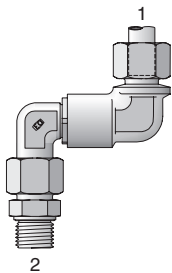


Part Number	End Size	
	1 (mm)	2 BSPP
DG106/12SRCF	12	G 3/8 A
DG106/16SRCF	16	G 1/2 A
DG106/20SRCF	20	G 3/4 A
DG106/25SRCF	25	G 1 A
DG106/30SRCF	30	G 1 1/4 A
DG106/38SRCF	38	G 1 1/2 A

Part numbers shown are for steel. Other material options available. Go to [www.parker.com](http://www.parker.com) for details. Dimensions and pressures are for reference only and are subject to change.

## DG106-M

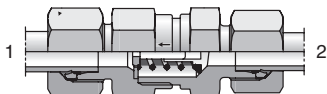
Ball Bearing Rotary Double Elbow  
24° Flareless / Metric Parallel



Part Number	End Size		DN Size (mm)
	1 (mm)	2 Metric	
DG106/12SMCF	12	M18 x 1.5	
DG106/16SMCF	16	M22 x 1.5	
DG106/20SMCF	20	M27 x 2	
DG106/25SMCF	25	M33 x 2	
DG106/30SMCF	30	M42 x 2	
DG106/38SMCF	38	M48 x 2	

## RHD

Non-Return Valve  
24° Flareless / 24° Flareless



Part Number	End Size		DN Size (mm)
	1 & 2 (mm)	Size	
<b>L Series</b>			
RHD06LCF	6		4
RHD08LCF	8		6
RHD10LCF	10		8
RHD12LCF	12		10
RHD15LCF	15		12
RHD18LCF	18		16
RHD22LCF	22		20
RHD28LCF	28		25
RHD35LCF	35		32
RHD42LCF	42		32
<b>S Series</b>			
RHD06SCF	6		3
RHD08SCF	8		4
RHD10SCF	10		6
RHD12SCF	12		8
RHD14SCF	14		10
RHD16SCF	16		12
RHD20SCF	20		16
RHD25SCF	25		20
RHD30SCF	30		25
RHD38SCF	38		32

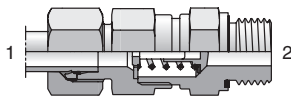
For EO-2 part number, insert "Z" between size and pressure series.

Example: RHD06ZLCF

Note: These valves are not compatible with steam, oxygen and explosive gases.

## RHV-R-ED

Non-Return Valve  
24° Flareless / BSPP with EOlastic Seal



Part Number	End Size		DN SIZE (mm)
	1 (mm)	2 BSPP	
<b>L Series</b>			
RHV06LREDCF	6	G 1/8 A	3.5
RHV08LREDCF	8	G 1/4 A	5.5
RHV10LREDCF	10	G 1/4 A	7.5
RHV12LREDCF	12	G 3/8 A	9.5
RHV15LREDCF	15	G 1/2 A	11.0*
RHV18LREDCF	18	G 1/2 A	14.0
RHV22LREDCF	22	G 3/4 A	18.0
RHV28LREDCF	28	G 1 A	23.0
RHV35LREDCF	35	G 1 1/4 A	29.0
RHV42LREDCF	42	G 1 1/2 A	29.0
<b>S Series</b>			
RHV06SREDCF	6	G 1/4 A	3.5
RHV08SREDCF	8	G 1/4 A	3.5
RHV10SREDCF	10	G 3/8 A	5.5
RHV12SREDCF	12	G 3/8 A	7.5
RHV14SREDCF	14	G 1/2 A	9.5
RHV16SREDCF	16	G 1/2 A	11.0*
RHV20SREDCF	20	G 3/4 A	15.0
RHV25SREDCF	25	G 1 A	19.0
RHV30SREDCF	30	G 1 1/4 A	24.0
RHV38SREDCF	38	G 1 1/2 A	29.0

\* Stainless steel is 11.5

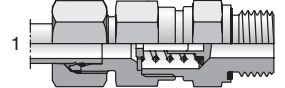
For EO-2 part number, insert "Z" between size and pressure series.

Example: RHV06ZLREDCF

Note: These valves are not compatible with steam, oxygen and explosive gases.

## RHV-M-ED

Non-Return Valve  
24° Flareless / Metric Parallel with EOlastic Seal



Part Number	End Size		DN Size (mm)
	1 (mm)	2 Metric	
<b>L Series</b>			
RHV06LMEDCF	6	M10 x 1	3.5
RHV08LMEDCF	8	M12 x 1.5	5.5
RHV10LMEDCF	10	M14 x 1.5	7.5
RHV12LMEDCF	12	M16 x 1.5	9.5
RHV15LMEDCF	15	M18 x 1.5	11.0*
RHV18LMEDCF	18	M22 x 1.5	14.0
RHV22LMEDCF	22	M26 x 1.5	18.0
RHV28LMEDCF	28	M33 x 2	23.0
RHV35LMEDCF	35	M42 x 2	29.0
RHV42LMEDCF	42	M48 x 2	29.0
<b>S Series</b>			
RHV06SMEDCF	6	M12 x 1.5	3.5
RHV08SMEDCF	8	M14 x 1.5	3.5
RHV10SMEDCF	10	M16 x 1.5	5.5
RHV12SMEDCF	12	M18 x 1.5	7.5
RHV14SMEDCF	14	M20 x 1.5	9.5
RHV16SMEDCF	16	M22 x 1.5	11.0*
RHV20SMEDCF	20	M27 x 2	15.0
RHV25SMEDCF	25	M33 x 2	19.0
RHV30SMEDCF	30	M42 x 2	24.0
RHV38SMEDCF	38	M48 x 2	29.0

**Note:** These valves are not compatible with steam, oxygen and explosive gases.

\* Stainless steel is 11.5

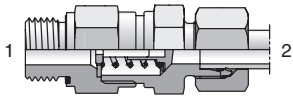
For EO-2 part number, insert "Z" between size and pressure series.

Example: RHV06ZLMEDCF



## RHZ-R-ED

Non-Return Valve  
24° Flareless / BSPP



Part Number	End Size		DN Size (mm)
	1 (mm)	2 BSPP	
<b>L Series</b>			
RHZ06LREDCF	6	G 1/8 A	3.5
RHZ08LREDCF	8	G 1/4 A	5.5
RHZ10LREDCF	10	G 1/4 A	7.5
RHZ12LREDCF	12	G 3/8 A	9.5
RHZ15LREDCF	15	G 1/2 A	11.0*
RHZ18LREDCF	18	G 1/2 A	14.0
RHZ22LREDCF	22	G 3/4 A	18.0
RHZ28LREDCF	28	G 1 A	23.0
RHZ35LREDCF	35	G 1 1/4 A	29.0
RHZ42LREDCF	42	G 1 1/2 A	29.0
<b>S Series</b>			
RHZ06SREDCF	6	G 1/4 A	3.5
RHZ08SREDCF	8	G 1/4 A	3.5
RHZ10SREDCF	10	G 3/8 A	5.5
RHZ12SREDCF	12	G 3/8 A	7.5
RHZ14SREDCF	14	G 1/2 A	9.5
RHZ16SREDCF	16	G 1/2 A	11.0*
RHZ20SREDCF	20	G 3/4 A	15.0
RHZ25SREDCF	25	G 1 A	19.0
RHZ30SREDCF	30	G 1 1/4 A	24.0
RHZ38SREDCF	38	G 1 1/2 A	29.0

\* Stainless steel is 11.5.

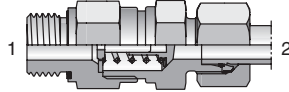
For EO-2 part number, insert "Z" between size and pressure series.

Example: RHZ06ZLREDCF

Note: These valves are not compatible with steam, oxygen and explosive gases.

## RHZ-M-ED

Non-Return Valve  
24° Flareless / Metric Parallel with EOlastic Seal



Part Number	End Size		DN Size (mm)
	1 (mm)	2 Metric	
<b>L Series</b>			
RHZ06LMEDCF	6	M10 x 1	3.5
RHZ08LMEDCF	8	M12 x 1.5	5.5
RHZ10LMEDCF	10	M14 x 1.5	7.5
RHZ12LMEDCF	12	M16 x 1.5	9.5
RHZ15LMEDCF	15	M18 x 1.5	11.5
RHZ18LMEDCF	18	M22 x 1.5	14.0
RHZ22LMEDCF	22	M26 x 1.5	18.0
RHZ28LMEDCF	28	M33 x 2	23.0
RHZ35LMEDCF	35	M42 x 2	29.0
RHZ42LMEDCF	42	M48 x 2	29.0
<b>S Series</b>			
RHZ06SMEDCF	6	M12 x 1.5	3.5
RHZ08SMEDCF	8	M14 x 1.5	3.5
RHZ10SMEDCF	10	M16 x 1.5	5.5
RHZ12SMEDCF	12	M18 x 1.5	7.5
RHZ14SMEDCF	14	M20 x 1.5	9.5
RHZ16SMEDCF	16	M22 x 1.5	11.5
RHZ20SMEDCF	20	M27 x 2	15.0
RHZ25SMEDCF	25	M33 x 2	19.0
RHZ30SMEDCF	30	M42 x 2	24.0
RHZ38SMEDCF	38	M48 x 2	29.0

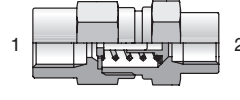
For EO-2 part number, insert "Z" between size and pressure series.

Example: RHZ06ZLMEDCF

Note: These valves are not compatible with steam, oxygen and explosive gases.

## RHDI

Non-Return Valve  
BSPP Female / BSPP Female

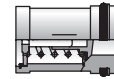


Part Number	End Size		DN Size (mm)
	1 & 2 BSPP		
RHDI1/8CF	G 1/8		3.5
RHDI1/4CF	G 1/4		3.5
RHDI3/8CF	G 3/8		7.5
RHDI1/2CF	G 1/2		11.5
RHDI3/4CF	G 3/4		15.0
RHDI1CF	G 1		19.0
RHDI11/4CF	G 1 1/4		24.0
RHDI11/2CF	G 1 1/2		29.0

Note: These valves are not compatible with steam, oxygen and explosive gases.

## RVP

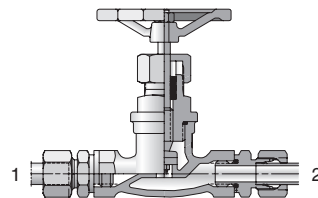
Non-Return Valve  
Cartridge



Part Number	d (mm)	D (mm)	D1 (mm)
RVP13CF	3.5	13	13
RVP16CF	5.5	16	16
RVP20CF	7.5	20	20
RVP24CF	9.5	24	24
RVP27CF	11.5	27	27
RVP35CF	15.0	35	35
RVP40CF	19.0	40	40
RVP47CF	24.0	47	47
RVP55CF	29.0	55	55

## DV

Shut-Off Valve, PN 10  
24° Flareless / 24° Flareless

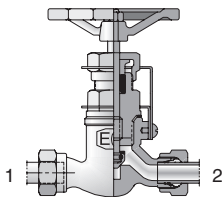


Part Number	End Size		DN Size (mm)
	1 & 2 (mm)	M Metric	
DV06LMS	6	12 x 1.5	5
DV08LMS	8	14 x 1.5	6
DV10LMS	10	16 x 1.5	8
DV12LMS	12	18 x 1.5	10
DV15LMS	15	22 x 1.5	12
DV18LMS	18	26 x 1.5	16
DV22LMS	22	30 x 2	20
DV28LMS	28	36 x 2	25
DV35LMS	35	45 x 2	32

Part numbers shown are for steel. Other material options available. Go to [www.parker.com](http://www.parker.com) for details. Dimensions and pressures are for reference only and are subject to change.

## LD


Shut-Off Valve, PN 40  
24° Flareless / 24° Flareless



Part Number	End Size 1 & 2 (mm)	DN Size (mm)
LD10SMS	10	6
LD12SMS	12	8
LD14SMS	14	10
LD16SMS	16	12
LD20SMS	20	16
LD25SMS	25	20
LD30SMS	30	25
LD38SMS	38	32

## VDHA

High Pressure Valve  
24° Flareless / 24° Flareless



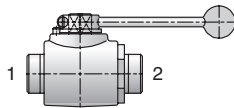
Internal threaded spindle and body of low grade forged stainless steel

Part Number	End Size (mm)	DN Size (mm)
VDHA06SCF	6	3
VDHA08SCF	8	4
VDHA10SCF	10	6
VDHA12SCF	12	8
VDHA14SCF	14	10
VDHA16SCF	16	12
VDHA20SCF	20	16
VDHA25SCF	25	20
VDHA30SCF	30	25
VDHA38SCF	38	32

For EO-2 part number, insert "Z" between size and pressure series.  
Example: VDHA06ZS

## KH

Two-Way Ball Valve  
24° Flareless / 24° Flareless

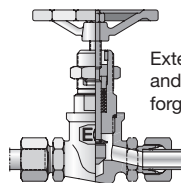


Part Number	End Size (mm)	DN Size (mm)
<b>L Series</b>		
KH06LCF	6	4
KH08LCF	8	6
KH10LCF	10	8
KH12LCF	12	10
KH15LCF	15	12
KH18LCF	18	16
KH22LCF	22	20
KH28LCF	28	25
KH35LCF	35	32
KH42LCF	42	40
<b>S Series</b>		
KH08SCF	8	4
KH10SCF	10	6
KH12SCF	12	8
KH14SCF	14	10
KH16SCF	16	12
KH20SCF	20	16
KH25SCF	25	20
KH30SCF	30	25
KH38SCF	38	32

For EO-2 part number, insert "Z" between size and pressure series.  
Example: KH08ZSCF.

## VDHB

High Pressure Valve – Panel Mount  
24° Flareless / 24° Flareless



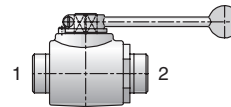
External threaded spindle and body of low grade forged stainless steel

Part Number	End Size (mm)	DN Size (mm)	M Metric
VDHB06SCF	6	4	14 x 1.5
VDHB08SCF	8	4	16 x 1.5
VDHB10SCF	10	6	18 x 1.5
VDHB12SCF	12	8	20 x 1.5
VDHB14SCF	14	10	22 x 1.5
VDHB16SCF	16	12	24 x 1.5
VDHB20SCF	20	16	30 x 2
VDHB25SCF	25	20	36 x 2

For EO-2 part number, insert "Z" between size and pressure series.  
Example: VDHB06ZS

## KH

Two-Way Ball Valve  
24° Flareless / 24° Flareless  
Stainless Steel

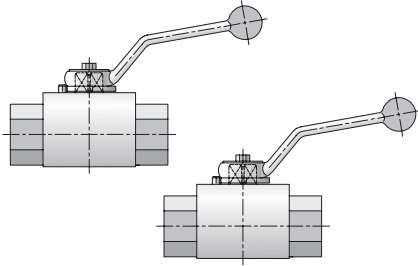


Part Number	End Size (mm)	DN Size (mm)
<b>L Series</b>		
KH06L71X	6	4
KH08L71X	8	6
KH10L71X	10	8
KH12L71X	12	10
KH15L71X	15	12
KH18L71X	18	16/12
KH22L71X	22	20
KH28L71X	28	25
KH35L71X	35	32
KH42L71X	42	40
<b>S Series</b>		
KH08S71X	8	4
KH10S71X	10	6
KH12S71X	12	8
KH14S71X	14	10
KH16S71X	16	12
KH20S71X	20	16/12
KH25S71X	25	20
KH30S71X	30	25
KH38S71X	38	32

For EO-2 part number, insert "Z" between size and pressure series.  
Example: KH08ZSCF.

## KH-R/NPT

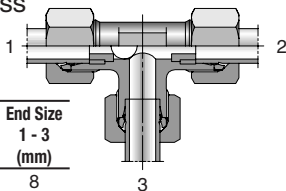
Two-Way Ball Valve  
Female BSPP / Female BSPP  
Female NPT / Female NPT



Part Number	End Size 1 & 2 NPT / BSPP	DN Size (mm)
KH1/8X	G 1/8-28	4
KH1/4X	G 1/4-19	6
KH3/8X	G 3/8-19	10
KH1/2X	G 1/2-14	12
KH5/8X	G 5/8-14	16
KH3/4X	G 3/4-14	20
KH1X	G 1-11	25
KH11/4X	G 1 1/4-11	32
KH11/2X	G 1 1/2-11	40
KH1/871X	G 1/8-28	4
KH1/471X	G 1/4-19	6
KH3/871X	G 3/8-19	10
KH1/271X	G 1/2-14	12
KH3/471X	G 3/4-14	20
KH171X	G 1-11	25
KH11/471X	G 1 1/4-11	32
KH11/271X	G 1 1/2-11	40
KH1/8NPTX	1/8-27	4
KH1/4NPTX	1/4-18	6
KH3/8NPTX	3/8-18	10
KH1/2NPTX	1/2-14	12
KH3/4NPTX	3/4-14	20
KH1NPTX	1-11 1/2	25
KH11/4NPTX	1 1/4-11 1/2	32
KH11/2NPTX	1 1/2-11 1/2	40
KH1/8NPT71X	1/8-27	4
KH1/4NPT71X	1/4-18	6
KH3/8NPT71X	3/8-18	10
KH1/2NPT71X	1/2-14	12
KH3/4NPT71X	3/4-14	20
KH1NPT71X	1-11 1/2	25
KH11/4NPT71X	1 1/4-11 1/2	32
KH11/2NPT71X	1 1/2-11 1/2	40

## WV

Alternating Valve  
24° Flareless



Part Number	End Size 1 - 3 (mm)
WV08LCF	8
WV10LCF	10
WV12LCF	12
WV15LCF	15

## Pipe Fittings and Port Adapters

### F50HAO

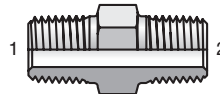
Straight Thread  
Union  
SAE-ORB / SAE-ORB  
HPD Base # 0505



Part Number	End Size	
	1 UN/UNF-2A	2 UN/UNF-2A
4 F50HAO-S	7/16 - 20	7/16 - 20
6 F50HAO-S	9/16 - 18	9/16 - 18
8 F50HAO-S	3/4 - 16	3/4 - 16
10 F50HAO-S	7/8 - 14	7/8 - 14
12 F50HAO-S	1 1/16 - 12	1 1/16 - 12
16 F50HAO-S	1 5/16 - 12	1 5/16 - 12
20 F50HAO-S	1 5/8 - 12	1 5/8 - 12
24 F50HAO-S	1 7/8 - 12	1 7/8 - 12
32 F50HAO-S	2 1/2 - 12	2 1/2 - 12

### FF

Pipe Nipple  
NPTF / NPTF  
HPD Base # 0101

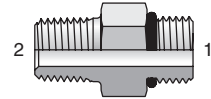


Part Number	End Size	
	1 NPTF	2 NPTF
1/8 FF-S	1/8 - 27	1/8 - 27
1/4 x 1/8 FF-S	1/4 - 18	1/8 - 27
1/4 FF-S	1/4 - 18	1/4 - 18
3/8 x 1/8 FF-S	3/8 - 18	1/8 - 27
3/8 x 1/4 FF-S	3/8 - 18	1/4 - 18
3/8 FF-S	3/8 - 18	3/8 - 18
1/2 x 1/8 FF-S	1/2 - 14	1/8 - 27
1/2 x 3/8 FF-S	1/2 - 14	3/8 - 18
1/2 FF-S	1/2 - 14	1/2 - 14
3/4 x 1/4 FF-S	3/4 - 14	1/4 - 18
3/4 x 3/8 FF-S	3/4 - 14	3/8 - 18
3/4 x 1/2 FF-S	3/4 - 14	1/2 - 14
3/4 FF-S	3/4 - 14	3/4 - 14
1 x 1/4 FF-S	1 - 11 1/2	1/4 - 18
1 x 3/8 FF-S	1 - 11 1/2	3/8 - 18
1 x 1/2 FF-S	1 - 11 1/2	1/2 - 14
1 x 3/4 FF-S	1 - 11 1/2	3/4 - 14
1 FF-S	1 - 11 1/2	1 - 11 1/2
1 1/4 x 1 FF-S	1 1/4 - 11 1/2	1 - 11 1/2
1 1/4 FF-S	1 1/4 - 11 1/2	1 1/4 - 11 1/2
1 1/2 x 1 FF-S	1 1/2 - 11 1/2	1 - 11 1/2
1 1/2 FF-S	1 1/2 - 11 1/2	1 1/2 - 11 1/2
2 x 1 1/2 FF-S	2 - 11 1/2	1 1/2 - 11 1/2
2 FF-S	2 - 11 1/2	2 - 11 1/2

Note: All steel "FF" fittings have a 30° chamfer for sealing with NPSM swivel type fittings.

## F50F

Male Pipe  
Adapter  
SAE-ORB / NPTF

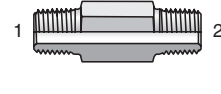


Part Number	End Size	
	1 UN/UNF-2A	2 NPTF
4-1/8 F50F-S	7/16 - 20	1/8 - 27
4-1/4 F50F-S	7/16 - 20	1/4 - 18
5-1/4 F50F-S	1/2 - 20	1/4 - 18
6-1/4 F50F-S	9/16 - 18	1/4 - 18
6-3/8 F50F-S	9/16 - 18	3/8 - 18
8-1/4 F50F-S	3/4 - 16	1/4 - 18
8-3/8 F50F-S	3/4 - 16	3/8 - 18
8-1/2 F50F-S	3/4 - 16	1/2 - 14
10-1/2 F50F-S	7/8 - 14	1/2 - 14
12-1/2 F50F-S	1 1/16 - 12	1/2 - 14
12-3/4 F50F-S	1 1/16 - 12	3/4 - 14
16-3/4 F50F-S	1 5/16 - 12	3/4 - 14
16-1 F50F-S	1 5/16 - 12	1 - 11 1/2
20-1 1/4 F50F-S	1 5/8 - 12	1 1/4 - 11 1/2
24-1 1/2 F50F-S	1 7/8 - 12	1 1/2 - 11 1/2

Note: All "F50F" fittings have a 30° chamfer for sealing with NPSM swivel type fittings.

### FFF

Long Pipe  
Nipple  
NPTF / NPTF

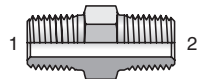


Part Number	End Size	
	1 NPTF	2 NPTF
1/8 x 1.5 FFF-S	1/8 - 27	1/8 - 27
1/8 x 2.0 FFF-S	1/8 - 27	1/8 - 27
1/8 x 2.5 FFF-S	1/8 - 27	1/8 - 27
1/8 x 3.0 FFF-S	1/8 - 27	1/8 - 27
1/4 x 1.5 FFF-S	1/4 - 18	1/4 - 18
1/4 x 2.0 FFF-S	1/4 - 18	1/4 - 18
1/4 x 2.5 FFF-S	1/4 - 18	1/4 - 18
1/4 x 3.0 FFF-S	1/4 - 18	1/4 - 18
1/4 x 4.0 FFF-S	1/4 - 18	1/4 - 18
3/8 x 2.0 FFF-S	3/8 - 18	3/8 - 18
3/8 x 3.0 FFF-S	3/8 - 18	3/8 - 18
3/8 x 3.5 FFF-S	3/8 - 18	3/8 - 18
3/8 x 4.0 FFF-S	3/8 - 18	3/8 - 18
1/2 x 2.0 FFF-S	1/2 - 14	1/2 - 14
1/2 x 2.5 FFF-S	1/2 - 14	1/2 - 14
1/2 x 3.0 FFF-S	1/2 - 14	1/2 - 14
1/2 x 4.0 FFF-S	1/2 - 14	1/2 - 14
1/2 x 6.0 FFF-S	1/2 - 14	1/2 - 14
3/4 x 3.0 FFF-S	3/4 - 14	3/4 - 14
1 x 3.0 FFF-S	1 - 11 1/2	1 - 11 1/2

Part numbers shown are for steel. Other material options available. Go to [www.parker.com](http://www.parker.com) for details.  
Dimensions and pressures are for reference only and are subject to change.

### FF33M

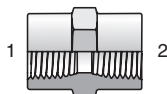
BSPT Pipe Nipple  
BSPT / BSPT



Part Number	End Size	
	1 BSPT	2 BSPT
1/8FF33MS	1/8 - 28	1/8 - 28
1/4x1/8FF33MS	1/4 - 19	1/8 - 28
1/4FF33MS	1/4 - 19	1/4 - 19
3/8x1/4FF33MS	3/8 - 19	1/4 - 19
3/8FF33MS	3/8 - 19	3/8 - 19
1/2FF33MS	1/2 - 14	1/2 - 14
1/2x3/8FF33MS	1/2 - 14	3/8 - 19
3/4FF33MS	3/4 - 14	3/4 - 14
3/4x1/2FF33MS	3/4 - 14	1/2 - 14
1X3/4FF33MS	1 - 11	3/4 - 14
1FF33MS	1 - 11	1 - 11

### GG


Pipe Coupling  
NPTF / NPTF  
SAE 140138  
HPD Base # 0202



Part Number	End Size	
	1 NPTF	2 NPTF
1/8 GG-S	1/8 - 27	1/8 - 27
1/4 x 1/8 GG-S	1/4 - 18	1/8 - 27
1/4 GG-S	1/4 - 18	1/4 - 18
3/8 x 1/8 GG-S	3/8 - 18	1/8 - 27
3/8 x 1/4 GG-S	3/8 - 18	1/4 - 18
3/8 GG-S	3/8 - 18	3/8 - 18
1/2 x 1/8 GG-S	1/2 - 14	1/8 - 27
1/2 x 1/4 GG-S	1/2 - 14	1/4 - 18
1/2 x 3/8 GG-S	1/2 - 14	3/8 - 18
1/2 GG-S	1/2 - 14	1/2 - 14
3/4 x 1/4 GG-S	3/4 - 14	1/4 - 18
3/4 x 1/2 GG-S	3/4 - 14	1/2 - 14
3/4 GG-S	3/4 - 14	3/4 - 14
1 GG-S	1 - 11 1/2	1 - 11 1/2
1 x 1/2 GG-S	1 - 11 1/2	1/2 - 14
1 x 3/4 GG-S	1 - 11 1/2	3/4 - 14
1 1/4 GG-S	1 1/4 - 11 1/2	1 1/4 - 11 1/2
1 1/4 x 1 GG-S	1 1/4 - 11 1/2	1 - 11 1/2
1 1/2 GG-S	1 1/2 - 11 1/2	1 1/2 - 11 1/2
1 1/2 x 1 1/4 GG-S	1 1/2 - 11 1/2	1 1/4 - 11 1/2
2 GG-S	2 - 11 1/2	2 - 11 1/2

### G5HG5

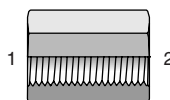
Straight Thread  
Coupling  
Female SAE / Female SAE



Part Number	End Size	
	1 UN/UNF-2B	2 UN/UNF-2B
4 G5HG5-S	7/16 - 20	7/16 - 20
6 G5HG5-S	9/16 - 18	9/16 - 18
8 G5HG5-S	3/4 - 16	3/4 - 16
10 G5HG5-S	7/8 - 14	7/8 - 14
12 G5HG5-S	1 1/16 - 12	1 1/16 - 12
16 G5HG5-S	1 5/16 - 12	1 5/16 - 12

### GG44M

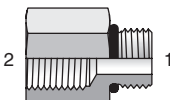
BSPF Female  
Union  
BSPF / BSPF



Part Number	End Size	
	1 BSPF	2 BSPF
1/8GG44MS	1/8 - 28	1/8 - 28
1/4X1/8GG44MS	1/4 - 19	1/8 - 28
1/4GG44MS	1/4 - 19	1/4 - 19
3/8GG44MS	3/8 - 19	3/8 - 19
3/8x1/4GG44MS	3/8 - 19	1/4 - 19
1/2x3/8GG44MS	1/2 - 14	3/8 - 19
1/2GG44MS	1/2 - 14	1/2 - 14
1GG44MS	1 - 11	1 - 11

### F50HG8

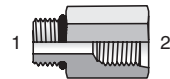
Conversion  
Adapter  
SAE-ORB / Metric



Part Number	End Size	
	1 UN/UNF-2A	2 Metric Str
4M10F50HG8S	7/16 - 20	M10x1
4M12F50HG8S	7/16 - 20	M12x1.5
6M14F50HG8S	9/16 - 18	M14x1.5
6M16F50HG8S	9/16 - 18	M16x1.5
8M16F50HG8S	3/4 - 16	M16x1.5
8M18F50HG8S	3/4 - 16	M18x1.5
10M22F50HG8S	7/8 - 14	M22x1.5
12M27F50HG8S	1 1/16 - 12	M27x2
16M33F50HG8S	1 5/16 - 12	M33x2

### F50G5

Straight Thread  
Reducer / Expander  
SAE-ORB / SAE-ORB  
SAE 090136  
HPD Base # 0510

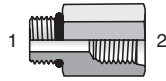


Part Number	End Size	
	1 UN/UNF-2A	2 UN/UNF-2B
2-4 F50G5-S	5/16 - 24	7/16 - 20
4-4 F50G5-S	7/16 - 20	7/16 - 20
4-6 F50G5-S	7/16 - 20	9/16 - 18
6-4 F50G5-S	9/16 - 18	7/16 - 20
6-6 F50G5-S	9/16 - 18	9/16 - 18
6-8 F50G5-S	9/16 - 18	3/4 - 16
8-4 F50G5-S	3/4 - 16	7/16 - 20
8-6 F50G5-S	3/4 - 16	9/16 - 18
8-10 F50G5-S	3/4 - 16	7/8 - 14
10-4 F50G5-S	7/8 - 14	7/16 - 20
10-6 F50G5-S	7/8 - 14	9/16 - 18
10-8 F50G5-S	7/8 - 14	3/4 - 16
10-12 F50G5-S	7/8 - 14	1 1/16 - 12
12-4 F50G5-S	1 1/16 - 12	7/16 - 20
12-6 F50G5-S	1 1/16 - 12	9/16 - 18
12-8 F50G5-S	1 1/16 - 12	3/4 - 16
12-10 F50G5-S	1 1/16 - 12	7/8 - 14
12-16 F50G5-S	1 1/16 - 12	1 5/16 - 12
16-6 F50G5-S	1 5/16 - 12	9/16 - 18
16-8 F50G5-S	1 5/16 - 12	3/4 - 16
16-10 F50G5-S	1 5/16 - 12	7/8 - 14
16-12 F50G5-S	1 5/16 - 12	1 1/16 - 12
16-20 F50G5-S	1 5/16 - 12	1 5/8 - 12
20-6 F50G5-S	1 5/8 - 12	9/16 - 18
20-8 F50G5-S	1 5/8 - 12	3/4 - 16
20-10 F50G5-S	1 5/8 - 12	7/8 - 14
20-12 F50G5-S	1 5/8 - 12	1 1/16 - 12
20-16 F50G5-S	1 5/8 - 12	1 5/16 - 12
20-24 F50G5-S	1 5/8 - 12	1 7/8 - 12
24-6 F50G5-S	1 7/8 - 12	9/16 - 18
24-12 F50G5-S	1 7/8 - 12	1 1/16 - 12
24-16 F50G5-S	1 7/8 - 12	1 5/16 - 12
24-20 F50G5-S	1 7/8 - 12	1 5/8 - 12
32-20 F50G5-S	2 1/2 - 12	1 5/8 - 12
32-24 F50G5-S	2 1/2 - 12	1 7/8 - 12

Part numbers shown are for steel. Other material options available. Go to [www.parker.com](http://www.parker.com) for details.  
Dimensions and pressures are for reference only and are subject to change.

### F50G

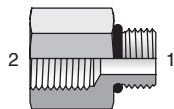
Female Pipe Adapter  
SAE-ORB / NPTF  
SAE 090156



Part Number	End Size	
	1 UN/UNF-2A	2 NPTF
2-1/8 F50G-S	5/16 - 24	1/8 - 27
4-1/8 F50G-S	7/16 - 20	1/8 - 27
4-1/4 F50G-S	7/16 - 20	1/4 - 18
5-1/8 F50G-S	1/2 - 20	1/8 - 27
5-1/4 F50G-S	1/2 - 20	1/4 - 18
6-1/8 F50G-S	9/16 - 18	1/8 - 27
6-1/4 F50G-S	9/16 - 18	1/4 - 18
6-3/8 F50G-S	9/16 - 18	3/8 - 18
6-1/2 F50G-S	9/16 - 18	1/2 - 14
8-1/8 F50G-S	3/4 - 16	1/8 - 27
8-1/4 F50G-S	3/4 - 16	1/4 - 18
8-3/8 F50G-S	3/4 - 16	3/8 - 18
8-1/2 F50G-S	3/4 - 16	1/2 - 14
10-1/4 F50G-S	7/8 - 14	1/4 - 18
10-3/8 F50G-S	7/8 - 14	3/8 - 18
10-1/2 F50G-S	7/8 - 14	1/2 - 14
10-3/4 F50G-S	7/8 - 14	3/4 - 14
12-1/4 F50G-S	1 1/16 - 12	1/4 - 18
12-3/8 F50G-S	1 1/16 - 12	3/8 - 18
12-1/2 F50G-S	1 1/16 - 12	1/2 - 14
12-3/4 F50G-S	1 1/16 - 12	3/4 - 14
14-1/2 F50G-S	1 3/16 - 12	1/2 - 14
14-3/4 F50G-S	1 3/16 - 12	3/4 - 14
16-1/2 F50G-S	1 5/16 - 12	1/2 - 14
16-3/4 F50G-S	1 5/16 - 12	3/4 - 14
16-1 F50G-S	1 5/16 - 12	1 - 11 1/2
20-1 F50G-S	1 5/8 - 12	1 - 11 1/2
20-1 1/2 F50G-S	1 5/8 - 12	1 1/2 - 14
20-1 1/4 F50G-S	1 5/8 - 12	1 1/4 - 11 1/2
24-1 F50G-S	1 7/8 - 12	1 - 11 1/2
24-1 1/4 F50G-S	1 7/8 - 12	1 1/4 - 11 1/2
24-1 1/2 F50G-S	1 7/8 - 12	1 1/2 - 11 1/2
32-2 F50G-S	2 1/2 - 12	2 - 11 1/2

### F50HG4

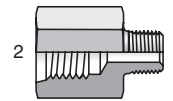
Conversion Adapter  
SAE-ORB / BSPP



Part Number	End Size	
	1 UN/UNF-2A	2 BSPP
4-1/8F50HG4S	7/16 - 20	1/8 - 28
4-1/4F50HG4S	7/16 - 20	1/4 - 19
6-1/4F50HG4S	9/16 - 18	1/4 - 19
6-3/8F50HG4S	9/16 - 18	3/8 - 19
8-1/4F50HG4S	3/4 - 16	1/4 - 19
8-3/8F50HG4S	3/4 - 16	3/8 - 19
10-1/2F50HG4S	7/8 - 14	1/2 - 14
12-3/4F50HG4S	1 1/16 - 12	3/4 - 14
16-1F50HG4S	1 5/16 - 12	1 - 11

### FHG5

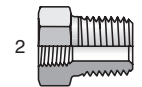
Female Straight Thread Adapter  
NPTF / SAE-ORB  
HPD Base # 0110



Part Number	End Size	
	1 NPTF	2 UN/UNF-2B
1/8-4 FHG5-S	1/8 - 27	7/16 - 20
1/8-5 FHG5-S	1/8 - 27	1/2 - 20
1/4-6 FHG5-S	1/4 - 18	9/16 - 18
3/8-6 FHG5-S	3/8 - 18	9/16 - 18
3/8-8 FHG5-S	3/8 - 18	3/4 - 16
1/2-6 FHG5-S	1/2 - 14	9/16 - 18
1/2-8 FHG5-S	1/2 - 14	3/4 - 16
1/2-10 FHG5-S	1/2 - 14	7/8 - 14
3/4-8 FHG5-S	3/4 - 14	3/4 - 16
3/4-12 FHG5-S	3/4 - 14	1 1/16 - 12
1-16 FHG5-S	1 - 11 1/2	1 5/16 - 12

### PTR

Pipe Thread Reducer  
NPTF / NPTF  
SAE 140140  
HPD Base # 0102

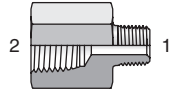


Part Number	End Size	
	1 NPTF	2 NPTF
1/4 x 1/8 PTR-S	1/4 - 18	1/8 - 27
3/8 x 1/8 PTR-S	3/8 - 18	1/8 - 27
3/8 x 1/4 PTR-S	3/8 - 18	1/4 - 18
1/2 x 1/8 PTR-S	1/2 - 14	1/8 - 27
1/2 x 1/4 PTR-S	1/2 - 14	1/4 - 18
1/2 x 3/8 PTR-S	1/2 - 14	3/8 - 18
3/4 x 1/8 PTR-S	3/4 - 14	1/8 - 27
3/4 x 1/4 PTR-S	3/4 - 14	1/4 - 18
3/4 x 3/8 PTR-S	3/4 - 14	3/8 - 18
3/4 x 1/2 PTR-S	3/4 - 14	1/2 - 14
1 x 1/8 PTR-S	1 - 11 1/2	1/8 - 27
1 x 1/4 PTR-S	1 - 11 1/2	1/4 - 18
1 x 3/8 PTR-S	1 - 11 1/2	3/8 - 18
1 x 1/2 PTR-S	1 - 11 1/2	1/2 - 14
1 x 3/4 PTR-S	1 - 11 1/2	3/4 - 14
1 1/4 x 1/4 PTR-S	1 1/4 - 11 1/2	1/4 - 18
1 1/4 x 3/8 PTR-S	1 1/4 - 11 1/2	3/8 - 18
1 1/4 x 1/2 PTR-S	1 1/4 - 11 1/2	1/2 - 14
1 1/4 x 3/4 PTR-S	1 1/4 - 11 1/2	3/4 - 14
1 1/4 x 1 PTR-S	1 1/4 - 11 1/2	1 - 11 1/2
1 1/2 x 1/4 PTR-S	1 1/2 - 11 1/2	1/4 - 18
1 1/2 x 3/8 PTR-S	1 1/2 - 11 1/2	3/8 - 18
1 1/2 x 1/2 PTR-S	1 1/2 - 11 1/2	1/2 - 14
1 1/2 x 3/4 PTR-S	1 1/2 - 11 1/2	3/4 - 14
1 1/2 x 1 PTR-S	1 1/2 - 11 1/2	1 - 11 1/2
1 1/2 x 1 1/4 PTR-S	1 1/2 - 11 1/2	1 1/4 - 11 1/2
2 x 1/2 PTR-S	2 - 11 1/2	1/2 - 14
2 x 3/4	2 - 11 1/2	3/4 - 14
2 x 1 PTR-S	2 - 11 1/2	1 - 11 1/2
2 x 1 1/4 PTR-S	2 - 11 1/2	1 1/4 - 11 1/2
2 x 1 1/2 PTR-S	2 - 11 1/2	1 1/2 - 11 1/2

Part numbers shown are for steel. Other material options available. Go to [www.parker.com](http://www.parker.com) for details.  
Dimensions and pressures are for reference only and are subject to change.

## FG

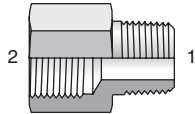
Expander / Adapter  
NPTF / NPTF  
SAE 140139  
HPD Base # 0201



Part Number	End Size	
	1 NPTF	2 NPTF
1/8 x 1/16 FG-S	1/16 - 27	1/8 - 27
1/8 FG-S	1/8 - 27	1/8 - 27
1/4 x 1/8 FG-S	1/8 - 27	1/4 - 18
1/4 FG-S	1/4 - 18	1/4 - 18
3/8 x 1/8 FG-S	1/8 - 27	3/8 - 18
3/8 x 1/4 FG-S	1/4 - 18	3/8 - 18
3/8 FG-S	3/8 - 18	3/8 - 18
1/2 x 1/8 FG-S	1/8 - 27	1/2 - 14
1/2 x 1/4 FG-S	1/4 - 18	1/2 - 14
1/2 x 3/8 FG-S	3/8 - 18	1/2 - 14
1/2 FG-S	1/2 - 14	1/2 - 14
3/4 FG-S	3/4 - 14	3/4 - 14
3/4 x 1/4 FG-S	1/4 - 18	3/4 - 14
3/4 x 3/8 FG-S	3/8 - 18	3/4 - 14
3/4 x 1/2 FG-S	1/2 - 14	3/4 - 14
1 FG-S	1 - 11 1/2	1 - 11 1/2
1 x 1/4 FG-S	1/4 - 18	1 - 11 1/2
1 x 1/2 FG-S	1/2 - 14	1 - 11 1/2
1 x 3/4 FG-S	3/4 - 14	1 - 11 1/2
1 1/4 FG-S	1 1/4 - 11 1/2	1 1/4 - 11 1/2
1 1/4 x 1 FG-S	1 - 11 1/2	1 1/4 - 11 1/2
1 1/2 x 1 FG-S	1 - 11 1/2	1 1/2 - 11 1/2
1 1/2 x 1 1/4 FG-S	1 1/4 - 11 1/2	1 1/2 - 11 1/2
2 FG-S	2 - 11 1/2	2 - 11 1/2

## FHG8

Conversion Adapter  
NPTF / Metric

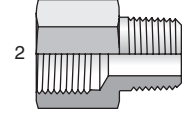


Part Number	End Size	
	1 NPTF	2 Metric Str
1/8M10FHG8S	1/8 - 27	M10X1
1/8M12FHG8S	1/8 - 27	M12X1.5
1/4M14FHG8S	1/4 - 18	M14X1.5
1/4M16FHG8S	1/4 - 18	M16X1.5
3/8M18FHG8S	3/8 - 18	M18X1.5
1/2M22FHG8S	1/2 - 14	M22X1.5
3/4M27FHG8S	3/4 - 14	M27X2

Part numbers shown are for steel. Other material options available. Go to [www.parker.com](http://www.parker.com) for details.  
Dimensions and pressures are for reference only and are subject to change.

## FHG4

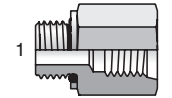
Conversion Adapter  
NPTF / BSPP



Part Number	End Size	
	1 NPTF	2 BSPP
1/4x1/4FHG4S	1/4 - 18	1/4 - 19
1/4x3/8FHG4S	1/4 - 18	3/8 - 19
3/8x1/4FHG4S	3/8 - 18	1/4 - 19
3/8x3/8FHG4S	3/8 - 18	3/8 - 19
1/2x3/8FHG4S	1/2 - 14	3/8 - 19
1/2x1/2FHG4S	1/2 - 14	1/2 - 14
3/4x3/4FHG4S	3/4 - 14	3/4 - 14

## F80HG5

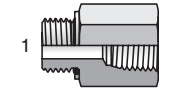
Conversion Adapter  
Metric-ORR / SAE-ORB  
(for ISO 9974 / DIN 3852-1 Port)



Part Number	End Size	
	1 Metric Str	2 UN/UNF-2B
M10-4F80HG5S	M10x1	7/16 - 20
M10-6F80HG5S	M10x1	9/16 - 18
M14-6F80HG5S	M14x1.5	9/16 - 18
M16-8F80HG5S	M16x1.5	3/4 - 16
M18-8F80HG5S	M18x1.5	3/4 - 16
M22-10F80HG5S	M22x1.5	7/8 - 14
M27-12F80HG5S	M27x2	1 1/16 - 12
M33-16F80HG5S	M33x2	1 5/16 - 12
M42-20F80HG5S	M42x2	1 5/8 - 12

## F80HG

Conversion Adapter  
Metric-ORR / NPTF  
(for ISO 9974 / DIN 3852-1 Port)

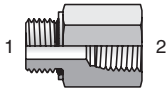


Part Number	End Size	
	1 Metric Str	2 NPTF
M10-1/8F80HGS	M10x1.0	1/8 - 27
M12-1/4F80HGS	M12x1.5	1/4 - 18
M14-1/4F80HGS	M14x1.5	1/4 - 18
M16-3/8F80HGS	M16x1.5	3/8 - 18
M16-1/2F80HGS	M16x1.5	1/2 - 14
M18-3/8F80HGS	M18x1.5	3/8 - 18
M18-1/2F80HGS	M18x1.5	1/2 - 14
M22-1/2F80HGS	M22x1.5	1/2 - 14
M27-3/4F80HGS	M27x2.0	3/4 - 14
M33-1F80HGS	M33x2.0	1 - 11 1/2



### F40HG

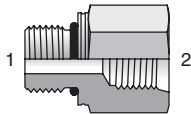
Conversion Adapter  
BSPP-ORR / NPTF  
(for ISO 1179-1 / DIN 3852-2 Port)



Part Number	End Size	
	1 BSPP	2 NPTF
1/8 x 1/8F40HGS	1/8 - 28	1/8 - 27
1/4 x 1/4F40HGS	1/4 - 19	1/4 - 18
3/8 x 3/8F40HGS	3/8 - 19	3/8 - 18
1/2 x 1/2F40HGS	1/2 - 14	1/2 - 14
3/4 x 3/4F40HGS	3/4 - 14	3/4 - 14
1 x 1F40HGS	1 - 11	1 - 11 1/2

### F870HG87M

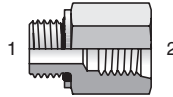
Reducer / Expander  
ISO 6149 / ISO 6149



Part Number	End Size	
	1 Metric Str	2 Metric Str
M8M10F870HG87MS	M8x1	M10x1
M10M8F870HG87MS	M10x1	M8x1
M10M12F870HG87MS	M10x1	M12x1.5
M12M10F870HG87MS	M12x1.5	M10x1
M12M14F870HG87MS	M12x1.5	M14x1.5
M12M16F870HG87MS	M12x1.5	M16x1.5
M14M12F870HG87MS	M14x1.5	M12x1.5
M14M16F870HG87MS	M14x1.5	M16x1.5
M16M14F870HG87MS	M16x1.5	M14x1.5
M16M18F870HG87MS	M16x1.5	M18x1.5
M18M16F870HG87MS	M18x1.5	M16x1.5
M18M20F870HG87MS	M18x1.5	M20x1.5
M20M18F870HG87MS	M20x1.5	M18x1.5
M20M22F870HG87MS	M20x1.5	M22x1.5
M22M20F870HG87MS	M22x1.5	M20x1.5
M27M22F870HG87MS	M27x2.0	M22x1.5
M27M33F870HG87MS	M27x2.0	M33x2.0
M33M27F870HG87MS	M33x2.0	M27x2.0
M33M42F870HG87MS	M33x2.0	M42x2.0
M42M27F870HG87MS	M42x2.0	M27x2.0
M42M33F870HG87MS	M42x2.0	M33x2.0
M42M48F870HG87MS	M42x2.0	M48x2.0

### F40HG5

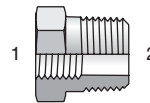
Conversion Adapter  
BSPP-ORR / SAE-ORB  
(for ISO 1179-1 / DIN 3852-2 Port)



Part Number	End Size	
	1 BSPP	2 UN/UNF-2B
1/8-4F40HG5S	1/8 - 28	7/16 - 20
1/4-4F40HG5S	1/4 - 19	7/16 - 20
1/4-6F40HG5S	1/4 - 19	9/16 - 18
3/8-4F40HG5S	3/8 - 19	7/16 - 20
3/8-5F40HG5S	3/8 - 19	1/2 - 20
3/8-6F40HG5S	3/8 - 19	9/16 - 18
3/8-8F40HG5S	3/8 - 19	3/4 - 16
1/2-10F40HG5S	1/2 - 14	7/8 - 14
3/4-12F40HG5S	3/4 - 14	1 1/16 - 12
1-16F40HG5S	1 - 11	1 5/16 - 12
1 1/4-16F40HG5S	1 1/4 - 11	1 5/16 - 12
1 1/4-20F40HG5S	1 1/4 - 11	1 5/8 - 12

### PTR34M

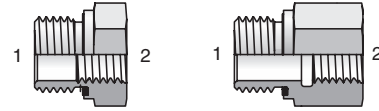
BSPT Reducing Adapter  
BSPT / BSPP



Part Number	End Size	
	1 BSPT	2 BSPP
1/4X1/8PTR34MS	1/4-19	1/8-28
3/8X1/4PTR34MS	3/8-19	1/4-19
1/2X1/4PTR34MS	1/2-14	1/4-19
1/2X3/8PTR34MS	1/2-14	3/8-19

### RI-ED

BSPP Reducing Adapter / Expander  
BSPP / BSPP-ED  
(for ISO 1179-1 / DIN 3852-2 Port)

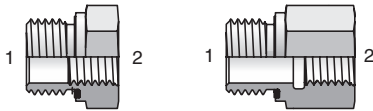


Part Number	End Size	
	1 BSPP	2 BSPP
RI1/8EDX1/4CF	1/8 - 28	1/4 - 19
RI1/8EDX3/8CF	1/8 - 28	3/8 - 19
RI1/4EDX1/8CF	1/4 - 19	1/8 - 28
RI1/4EDX3/8CF	1/4 - 19	3/8 - 19
RI1/4EDX1/2CF	1/4 - 19	1/2 - 14
RI1/4EDX3/4CF	1/4 - 19	3/4 - 14
RI3/8EDX1/8CF	3/8 - 19	1/8 - 28
RI3/8EDX1/4CF	3/8 - 19	1/4 - 19
RI3/8EDX1/2CF	3/8 - 19	1/2 - 14
RI3/8EDX3/4CF	3/8 - 19	3/4 - 14
RI1/2EDX1/8CF	1/2 - 14	1/8 - 28
RI1/2EDX1/4CF	1/2 - 14	1/4 - 19
RI1/2EDX3/8CF	1/2 - 14	3/8 - 19
RI1/2EDX3/4CF	1/2 - 14	3/4 - 14
RI1/2EDX1CF	1/2 - 14	1 - 11
RI1/2EDX11/4CF	1/2 - 14	1 1/4 - 11
RI3/4EDX1/4CF	3/4 - 14	1/4 - 19
RI3/4EDX3/8CF	3/4 - 14	3/8 - 19
RI3/4EDX1/2CF	3/4 - 14	1/2 - 14
RI3/4EDX1CF	3/4 - 14	1 - 11
RI3/4EDX11/4CF	3/4 - 14	1 1/4 - 11
RI3/4EDX11/2CF	3/4 - 14	1 1/2 - 11
RI1EDX1/4CF	1 - 11	1/4 - 19
RI1EDX3/8CF	1 - 11	3/8 - 19
RI1EDX1/2CF	1 - 11	1/2 - 14
RI1EDX3/4CF	1 - 11	3/4 - 14
RI1EDX11/4CF	1 - 11	1 1/4 - 11
RI1EDX11/2CF	1 - 11	1 1/2 - 11
RI11/4EDX1/2CF	1 1/4 - 11	1/2 - 14
RI11/4EDX3/4CF	1 1/4 - 11	3/4 - 14
RI11/4EDX1CF	1 1/4 - 11	1 - 11
RI11/4EDX11/2CF	1 1/4 - 11	1 1/2 - 11
RI11/2EDX1/2CF	1 1/2 - 11	1/2 - 14
RI11/2EDX3/4CF	1 1/2 - 11	3/4 - 14
RI11/2EDX1CF	1 1/2 - 11	1 - 11
RI11/2EDX11/4CF	1 1/2 - 11	1 1/4 - 11
RI2EDX11/2CF	2 - 11	1 1/2 - 11

Part numbers shown are for steel. Other material options available. Go to [www.parker.com](http://www.parker.com) for details.  
Dimensions and pressures are for reference only and are subject to change.

### RI

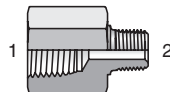
BSPP Reducing Adatper / Expander  
BSPP / BSPP-CF  
(for ISO 1179-1 / DIN 3852-2 Port)



Part Number	End Size	
	1 BSPP	2 BSPP
RI1/8X1/4CFX	1/8 - 28	1/4 - 19
RI1/8X3/8CFX	1/8 - 28	3/8 - 19
RI1/4X1/8CFX	1/4 - 19	1/8 - 28
RI1/4X3/8CFX	1/4 - 19	3/8 - 19
RI1/4X1/2CFX	1/4 - 19	1/2 - 14
RI1/4X3/4CFX	1/4 - 19	3/4 - 14
RI3/8X1/8CFX	3/8 - 19	1/8 - 28
RI3/8X1/4CFX	3/8 - 19	1/4 - 19
RI3/8X1/2CFX	3/8 - 19	1/2 - 14
RI3/8X3/4CFX	3/8 - 19	3/4 - 14
RI1/2X1/8CFX	1/2 - 14	1/8 - 28
RI1/2X1/4CFX	1/2 - 14	1/4 - 19
RI1/2X3/8CFX	1/2 - 14	3/8 - 19
RI1/2X3/4CFX	1/2 - 14	3/4 - 14
RI1/2X1CFX	1/2 - 14	1 - 11
RI1/2X11/4CFX	1/2 - 14	1 1/4 - 11
RI3/4X1/4CFX	3/4 - 14	1/4 - 19
RI3/4X3/8CFX	3/4 - 14	3/8 - 19
RI3/4X1/2CFX	3/4 - 14	1/2 - 14
RI3/4X1CFX	3/4 - 14	1 - 11
RI3/4X11/4CFX	3/4 - 14	1 1/4 - 11
RI3/4X11/2CFX	3/4 - 14	1 1/2 - 11
RI1X1/4CFX	1 - 11	1/4 - 19
RI1X3/8CFX	1 - 11	3/8 - 19
RI1X1/2CFX	1 - 11	1/2 - 14
RI1X3/4CFX	1 - 11	3/4 - 14
RI1X11/4CFX	1 - 11	1 1/4 - 11
RI1X11/2CFX	1 - 11	1 1/2 - 11
RI11/4X1/2CFX	1 1/4 - 11	1/2 - 14
RI11/4X3/4CFX	1 1/4 - 11	3/4 - 14
RI11/4X1CFX	1 1/4 - 11	1 - 11
RI11/4X11/2CFX	1 1/4 - 11	1 1/2 - 11
RI11/2X1/2CFX	1 1/2 - 11	1/2 - 14
RI11/2X3/4CFX	1 1/2 - 11	3/4 - 14
RI11/2X1CFX	1 1/2 - 11	1 - 11
RI11/2X11/4CFX	1 1/2 - 11	1 1/4 - 11
RI2X11/2CFX	2 - 11	1 1/2 - 11

### F3HG

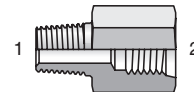
Conversion Adapter  
NPTF / BSPT



Part Number	End Size	
	1 BSPT	2 NPTF
1/8 x 1/8F3HGS	1/8 - 38	1/8 - 27
1/4 x 1/4F3HGS	1/4 - 19	1/4 - 18
3/8 x 3/8F3HGS	3/8 - 19	3/8 - 19
1/2 x 1/2F3HGS	1/2 - 14	1/2 - 14
3/4 x 3/4F3HGS	3/4 - 14	3/4 - 14
1 x 1F3HGS	1 - 11	1 - 11
1 1/2 x 1 1/2F3HGS	1 1/2 - 11	1 1/2 - 11

### F3HG5

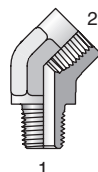
Conversion Adapter  
BSPT / SAE-ORB



Part Number	End Size	
	1 BSPT	2 UN/UNF-2B
1/8-4F3HG5S	1/8 - 28	7/16 - 20
1/8-5F3HG5S	1/8 - 28	1/2 - 20
1/4-6F3HG5S	1/4 - 19	9/16 - 18
3/8-8F3HG5S	3/8 - 19	3/4 - 16
1/2-10F3HG5S	1/2 - 14	7/8 - 14
3/4-12F3HG5S	3/4 - 14	1 1/16 - 12
1-16F3HG5S	1 - 11	1 5/16 - 12

### CD45

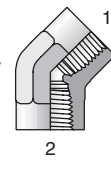
45° Pipe Elbow  
NPTF / NPTF  
SAE 140339  
HPD Base # 3102



Part Number	End Size	
	1 NPTF	2 NPTF
1/8 CD45-S	1/8 - 27	1/8 - 27
1/4 CD45-S	1/4 - 18	1/4 - 18
3/8 CD45-S	3/8 - 18	3/8 - 18
1/2 CD45-S	1/2 - 14	1/2 - 14
3/4 CD45-S	3/4 - 14	3/4 - 14
1 CD45-S	1 - 11 1/2	1 - 11 1/2
1 1/4 CD45-S	1 1/4 - 11 1/2	1 1/4 - 11 1/2

### DD45

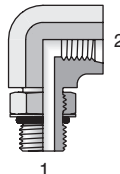
45° Female Pipe Elbow  
NPTF / NPTF  
SAE 140338  
HPD Base # 4202



Part Number	End Size	
	1 NPTF	2 NPTF
1/4 DD45-S	1/4 - 18	1/4 - 18
3/8 DD45-S	3/8 - 18	3/8 - 18
1/2 DD45-S	1/2 - 14	1/2 - 14
3/4 DD45-S	3/4 - 14	3/4 - 14
1 DD45-S	1 - 11 1/2	1 - 11 1/2

### AOEG5

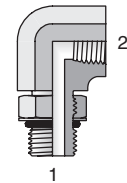
Straight Thread Elbow  
SAE-ORB / SAE-ORB  
HPD Base # 2510



Part Number	End Size	
	1 UN/UNF-2A	2 UN/UNF-2B
4 AOEG5-S	7/16 - 20	7/16 - 20
6 AOEG5-S	9/16 - 18	9/16 - 18
8 AOEG5-S	3/4 - 16	3/4 - 16
10 AOEG5-S	7/8 - 14	7/8 - 14
12 AOEG5-S	1 1/16 - 12	1 1/16 - 12
16 AOEG5-S	1 5/16 - 12	1 5/16 - 12

### AOEG

Female Pipe Elbow  
NPT / SAE-ORB  
HPD Base # 2502

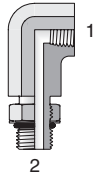


Part Number	End Size	
	1 UN/UNF-2A	2 NPTF
6-1/4 AOEG-S	9/16 - 18	1/4 - 18
8-3/8 AOEG-S	3/4 - 16	3/8 - 18
10-1/2 AOEG-S	7/8 - 14	1/2 - 14
12-3/4 AOEG-S	1 1/16 - 12	3/4 - 14
16-1 AOEG-S	1 5/16 - 12	1 - 11 1/2

Part numbers shown are for steel. Other material options available. Go to [www.parker.com](http://www.parker.com) for details.  
Dimensions and pressures are for reference only and are subject to change.

### AOE4G

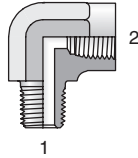
Extra Long Female  
Pipe Elbow  
NPTF / SAE-ORB  
HPD Base # 5502



Part Number	End Size	
	1 UN/UNF-2A	2 NPTF
8-3/8 AOE4G-S	3/4 - 16	3/8 - 18
10-1/2 AOE4G-S	7/8 - 14	1/2 - 14
12-3/4 AOE4G-S	1 1/16 - 12	3/4 - 14
16-1 AOE4G-S	1 5/16 - 12	1 - 11 1/2

### CD

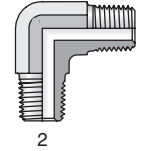
Street Elbow  
NPTF / NPTF  
SAE 140239  
HPD Base # 2102



Part Number	End Size	
	1 NPTF	2 NPTF
1/8 CD-S	1/8 - 27	1/8 - 27
1/8 x 1/4 CD-S	1/8 - 27	1/4 - 18
1/4 CD-S	1/4 - 18	1/4 - 18
1/4 x 1/8 CD-S	1/4 - 18	1/8 - 27
1/4 x 1/2 CD-S	1/4 - 18	1/2 - 14
1/4 x 3/8 CD-S	1/4 - 18	3/8 - 18
3/8 CD-S	3/8 - 18	3/8 - 18
3/8 x 1/4 CD-S	3/8 - 18	1/4 - 18
3/8 x 1/2 CD-S	3/8 - 18	1/2 - 14
1/2 CD-S	1/2 - 14	1/2 - 14
1/2 x 3/8 CD-S	1/2 - 14	3/8 - 18
1/2 x 3/4 CD-S	1/2 - 14	3/4 - 14
3/4 CD-S	3/4 - 14	3/4 - 14
3/4 x 1/2 CD-S	3/4 - 14	1/2 - 14
1 CD-S	1 - 11 1/2	1 - 11 1/2
1 1/4 CD-S	1 1/4 - 11 1/2	1 1/4 - 11 1/2
1 1/4 x 1 1/2 CD-S	1 1/4 - 11 1/2	1 1/2 - 11 1/2
1 1/2 CD-S	1 1/2 - 11 1/2	1 1/2 - 11 1/2

### CR

Male Pipe Elbow  
NPTF / NPTF  
SAE 140237\*

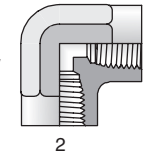


Part Number	End Size	
	1 NPTF	2 NPTF
1/8 CR-S	1/8 - 27	1/8 - 27
1/4 CR-S	1/4 - 18	1/4 - 18
3/8 CR-S	3/8 - 18	3/8 - 18
3/8 x 1/4 CR-S	3/8 - 18	1/4 - 18
1/2 CR-S	1/2 - 14	1/2 - 14
1/2 x 3/8 CR-S	1/2 - 14	3/8 - 18
3/4 CR-S	3/4 - 14	3/4 - 14
3/4 x 1/2 CR-S	3/4 - 14	1/2 - 14
1 CR-S	1 - 11 1/2	1 - 11 1/2
1 x 3/4 CR-S	1 - 11 1/2	3/4 - 14
1 1/4 CR-S	1 1/4 - 11 1/2	1 1/4 - 11 1/2
1 1/2 CR-S	1 1/2 - 11 1/2	1 1/2 - 11 1/2

\* Not shown in SAE J514, but coded per SAE J846.

### DD

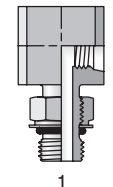
Female Pipe Elbow  
NPTF / NPTF  
SAE 140238  
HPD Base # 2202



Part Number	End Size	
	1 NPTF	2 NPTF
1/8 DD-S	1/8 - 27	1/8 - 27
1/4 DD-S	1/4 - 18	1/4 - 18
3/8 DD-S	3/8 - 18	3/8 - 18
1/2 DD-S	1/2 - 14	1/2 - 14
1/2 x 3/8 DD-S	1/2 - 14	3/8 - 18
3/4 DD-S	3/4 - 14	3/4 - 14
1 DD-S	1 - 11 1/2	1 - 11 1/2
1 1/4 DD-S	1 1/4 - 11 1/2	1 1/4 - 11 1/2
1 1/2 DD-S	1 1/2 - 11 1/2	1 1/2 - 11 1/2

### A87LPOEG87LPM

ISO 6149\* Female Elbow  
SHORT ISO 6149 /  
SHORT ISO 6149



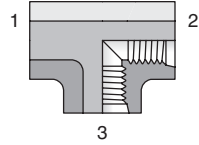
Part Number	End Size	
	1 Metric	2 Metric
M08A87LPOEG87LPMS	M8x1	M8x1
M10A87LPOEG87LPMS	M10x1	M10x1
M12A87LPOEG87LPMS	M12x1.5	M12x1.5
M14A87LPOEG87LPMS	M14x1.5	M14x1.5

\* Male and female thread lengths have been shortened for compact design. The lengths do not conform to ISO 6149.

Part numbers shown are for steel. Other material options available. Go to [www.parker.com](http://www.parker.com) for details. Dimensions and pressures are for reference only and are subject to change.

### G5G5JG5

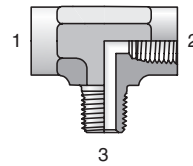
Female Straight  
Thread Tee  
SAE-ORB  
(all three ends)



Part Number	End Size	
	1-3 UN/UNF-2B	
4 G5G5JG5-S	7/16 - 20	
6 G5G5JG5-S	9/16 - 18	
8 G5G5JG5-S	3/4 - 16	
10 G5G5JG5-S	7/8 - 14	
12 G5G5JG5-S	1 1/16 - 12	
16 G5G5JG5-S	1 5/16 - 12	

### MMS

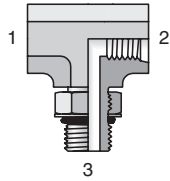
Male Branch Tee  
NPTF (all three ends)  
SAE 140425  
HPD Base # 212T



Part Number	End Size	
	1-3 NPTF	
1/8 MMS-S	1/8 - 27	
1/4 MMS-S	1/4 - 18	
3/8 MMS-S	3/8 - 18	
1/2 MMS-S	1/2 - 14	
3/4 MMS-S	3/4 - 14	
1 MMS-S	1 - 11 1/2	

### G5G5JAO

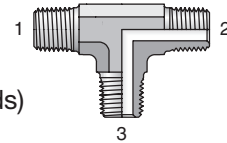
Straight Thread  
Branch Tee  
SAE-ORB  
(all three ends)



Part Number	End Size		
	1 UN/UNF-2B	2 UN/UNF-2B	3 UN/UNF-2A
4 G5G5JAOS	7/16 - 20	7/16 - 20	7/16 - 20
6 G5G5JAOS	9/16 - 18	9/16 - 18	9/16 - 18
8 G5G5JAOS	3/4 - 16	3/4 - 16	3/4 - 16
10 G5G5JAOS	7/8 - 14	7/8 - 14	7/8 - 14
12 G5G5JAOS	1 1/16 - 12	1 1/16 - 12	1 1/16 - 12
16 G5G5JAOS	1 5/16 - 12	1 5/16 - 12	1 5/16 - 12

### RRS

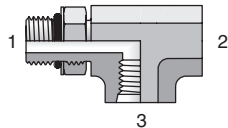
Male Pipe Tee  
NPTF (all three ends)  
SAE 140437



Part Number	End Size	
	1-3 NPTF	
1/8 RRS-S	1/8 - 27	
1/4 RRS-S	1/4 - 18	
3/8 RRS-S	3/8 - 18	
1/2 RRS-S	1/2 - 14	
3/4 RRS-S	3/4 - 14	

### AOG5JG5

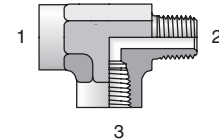
Straight Thread  
Run Tee  
SAE-ORB  
(all three ends)



Part Number	End Size		
	1 UN/UNF-2A	2 UN/UNF-2B	3 UN/UNF-2B
4 AOG5JG5-S	7/16 - 20	7/16 - 20	7/16 - 20
6 AOG5JG5-S	9/16 - 18	9/16 - 18	9/16 - 18
8 AOG5JG5-S	3/4 - 16	3/4 - 16	3/4 - 16
10 AOG5JG5-S	7/8 - 14	7/8 - 14	7/8 - 14
12 AOG5JG5-S	1 1/16 - 12	1 1/16 - 12	1 1/16 - 12
16 AOG5JG5-S	1 5/16 - 12	1 5/16 - 12	1 5/16 - 12

### MRO

Male Run Tee  
NPTF (all three ends)  
SAE 140424  
HPD Base # 012T

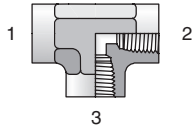


Part Number	End Size	
	1-3 NPTF	
1/8 MRO-S	1/8 - 27	
1/4 MRO-S	1/4 - 18	
3/8 MRO-S	3/8 - 18	
1/2 MRO-S	1/2 - 14	
3/4 MRO-S	3/4 - 14	
1 MRO-S	1 - 11 1/2	
1 1/4 MRO-S	1 1/4 - 11 1/2	
1 1/2 MRO-S	1 1/2 - 11 1/2	

Part numbers shown are for steel. Other material options available. Go to [www.parker.com](http://www.parker.com) for details.  
Dimensions and pressures are for reference only and are subject to change.

### MMO

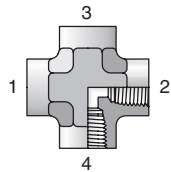
Female Pipe Tee  
NPTF (all three ends)  
SAE 140438  
HPD Base # 022T



Part Number	End Size 1-3 NPTF
1/8 MMO-S	1/8 - 27
1/4 MMO-S	1/4 - 18
3/8 MMO-S	3/8 - 18
1/2 MMO-S	1/2 - 14
3/4 MMO-S	3/4 - 14
1 MMO-S	1 - 11 1/2
1 1/4 MMO-S	1 1/4 - 11 1/2
1 1/2 MMO-S	1 1/2 - 11 1/2

### KMMOO

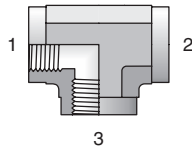
Female Pipe Cross  
NPTF (all four ends)  
SAE 140538  
HPD Base # 022X



Part Number	End Size 1-4 NPTF
1/8 KMMOOS	1/8 - 27
1/4 KMMOOS	1/4 - 18
3/8 KMMOOS	3/8 - 18
1/2 KMMOOS	1/2 - 14
3/4 KMMOOS	3/4 - 14
1 KMMOOS	1 - 11 1/2

### MMO444M

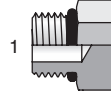
Female BSPP Tee  
BSPP (all three ends)



Part Number	End Size 1-3 BSPP
1/4MMO444MS	1/4 - 19
3/8MMO444MS	3/8 - 19
1/2MMO444MS	1/2 - 14
3/4MMO444MS	3/4 - 14
1MMO444MS	1 - 11

### P50N

Hex Head Plug  
SAE-ORB  
SAE 090109A  
HPD Base # 05CP



Part Number	End Size 1 UN/UNF-2A
2 P50N-S	5/16 - 24
3 P50N-S	3/8 - 24
4 P50N-S	7/16 - 20
5 P50N-S	1/2 - 20
6 P50N-S	9/16 - 18
8 P50N-S	3/4 - 16
10 P50N-S	7/8 - 14
12 P50N-S	1 1/16 - 12
14 P50N-S	1 3/16 - 12
16 P50N-S	1 5/16 - 12
20 P50N-S	1 5/8 - 12
24 P50N-S	1 7/8 - 12
32 P50N-S	2 1/2 - 12

### HP50N

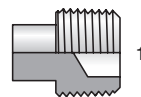
Hollow Hex Plug  
SAE-ORB  
SAE 090109B  
HPD Base # 05HP



Part Number	End Size 1 UN/UNF-2A
2 HP50N-S	5/16 - 24
3 HP50N-S	3/8 - 24
4 HP50N-S	7/16 - 20
5 HP50N-S	1/2 - 20
6 HP50N-S	9/16 - 18
8 HP50N-S	3/4 - 16
10 HP50N-S	7/8 - 14
12 HP50N-S	1 1/16 - 12
14 HP50N-S	1 3/16 - 12
16 HP50N-S	1 5/16 - 12
20 HP50N-S	1 5/8 - 12
24 HP50N-S	1 7/8 - 12

### SHP

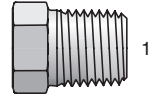
Square Head Plug  
NPTF



Part Number	End Size 1 NPTF
1/8 SHP-S	1/8 - 27
1/4 SHP-S	1/4 - 18
3/8 SHP-S	3/8 - 18
1/2 SHP-S	1/2 - 14
3/4 SHP-S	3/4 - 14
1 SHP-S	1 - 11 1/2

### HP

Hex Head Pipe Plug  
NPTF  
SAE 130109E  
HPD Base # 01CP

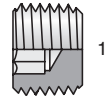


Part Number	End Size 1 NPTF
1/8 HP-S	1/8 - 27
1/4 HP-S	1/4 - 18
3/8 HP-S	3/8 - 18
1/2 HP-S	1/2 - 14
3/4 HP-S	3/4 - 14
1 HP-S*	1 - 11 1/2
1 1/4 HP-S	1 1/4 - 11 1/2
1 1/2 HP-S	1 1/2 - 11 1/2
2 HP-S	2 - 11 1/2

\* 1 HP-SS Hex is 1 3/8

### HHP

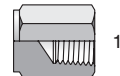
Hollow Hex Pipe Plug  
NPTF  
SAE 130109N  
HPD Base # 01HP



Part Number	End Size 1 NPTF
1/16 HHP-S	1/16 - 27
1/8 HHP-S	1/8 - 27
1/4 HHP-S	1/4 - 18
3/8 HHP-S	3/8 - 18
1/2 HHP-S	1/2 - 14
3/4 HHP-S	3/4 - 14
1 HHP-S	1 - 11 1/2
1 1/4 HHP-S	1 1/4 - 11 1/2
1 1/2 HHP-S	1 1/2 - 11 1/2
2 HHP-S	2 - 11 1/2

### HPC

Hex Pipe Cap  
NPTF



Part Number	End Size 1 NPTF
1/8 HPC-S	1/8 - 27
1/4 HPC-S	1/4 - 18
3/8 HPC-S	3/8 - 18
1/2 HPC-S	1/2 - 14
3/4 HPC-S	3/4 - 14
1 HPC-S	1 - 11 1/2
1 1/2 HPC-S	1 1/2 - 11 1/2

Part numbers shown are for steel. Other material options available. Go to [www.parker.com](http://www.parker.com) for details. Dimensions and pressures are for reference only and are subject to change.

## P870MN

ISO 6149 Hex Head Plug <sup>1</sup>  
 ISO 6149  
 (for ISO 6149-1 Port)  
 SAE J2244-4\* 62M0109A



Part Number	End Size 1 Thread
M8P870MNS	M8x1
M10P870MNS	M10x1
M12P870MNS	M12x1.5
M14P870MNS	M14x1.5
M16P870MNS	M16x1.5
M18P870MNS	M18x1.5
M20P870MNS	M20x1.5
M22P870MNS	M22x1.5
M27P870MNS	M27x2
M30P870MNS	M30x2
M33P870MNS	M33x2
M42P870MNS	M42x2
M48P870MNS	M48x2
M60P870MNS	M60x2

\* SAE J2244-4 and ISO 6149-4 are draft standards.

## VSTI M-ED

Metric Hollow Hex Plug <sup>1</sup>  
 Metric-ED  
 (for ISO 9974-1 / DIN 3852-1 Port)



Part Number	End Size 1 Thread
VSTI10X1EDCF	M10 x 1
VSTI12X1.5EDCF	M12 x 1.5
VSTI14X1.5EDCF	M14 x 1.5
VSTI16X1.5EDCF	M16 x 1.5
VSTI18X1.5EDCF	M18 x 1.5
VSTI20X1.5EDCF	M20 x 1.5
VSTI22X1.5EDCF	M22 x 1.5
VSTI26X1.5EDCF	M26 x 1.5
VSTI27X2EDCF	M27 x 2
VSTI33X2EDCF	M33 x 2
VSTI42X2EDCF	M42 x 2
VSTI48X2EDCF	M48 x 2

## VSTI R-ED

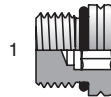
BSPP Hollow Hex Plug <sup>1</sup>  
 BSPP-ED  
 (for ISO 1179-1 / DIN 3852-2 Port)



Part Number	End Size 1 BSPP
VSTI1/8EDCF	1/8 - 28
VSTI1/4EDCF	1/4 - 19
VSTI3/8EDCF	3/8 - 19
VSTI1/2EDCF	1/2 - 14
VSTI3/4EDCF	3/4 - 14
VSTI1EDCF	1 - 11
VSTI1 1/4EDCF	1 1/4 - 11
VSTI1 1/2EDCF	1 1/2 - 11

## VSTI M-OR

ISO 6149 Hollow Hex Plug <sup>1</sup>  
 ISO 6149  
 (for ISO 6149-1 Port)  
 SAE J2244-4\* 62M0109B




Part Number	End Size 1 Metric
VSTI10X1ORCF	M10 x 1
VSTI12X1.5ORCF	M12 x 1.5
VSTI14X1.5ORCF	M14 x 1.5
VSTI16X1.5ORCF	M16 x 1.5
VSTI18X1.5ORCF	M18 x 1.5
VSTI22X1.5ORCF	M22 x 1.5
VSTI27X2ORCF	M27 x 2
VSTI33X2ORCF	M33 x 2
VSTI42X2ORCF	M42 x 2

\* SAE J2244-4 is a draft standard

## P470MN

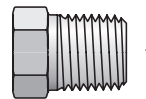
Hex Head Plug <sup>1</sup>  
 BSPP-ORB



Part Number	End Size 1 BSPP
4P470MNS	1/4-19
6P470MNS	3/8-19
8P470MNS	1/2-14
12P470MNS	3/4-14
16P470MNS	1-11

## HP3M

Hex Head Pipe Plug <sup>1</sup>  
 BSPT

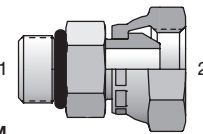


Part Number	End Size 1 BSPT
1/8 HP3MS	1/8 - 28
1/4 HP3MS	1/4 - 19
3/8 HP3MS	3/8 - 19
1/2 HP3MS	1/2 - 14
3/4 HP3MS	3/4 - 14
1 HP3MS	1 - 11

## Pipe Swivels

### 0507

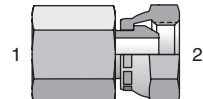
Straight Thread Adapter <sup>1</sup>  
 SAE-ORB / NPSM Swivel <sup>2</sup>  
 SAE 140157



Part Number	End Size	
	1 UN/UNF-2A	2 NPSM
0507-4-2	7/16 - 20	1/8 - 27
0507-4-4	7/16 - 20	1/4 - 18
0507-5-4	1/2 - 20	1/4 - 18
0507-6-4	9/16 - 18	1/4 - 18
0507-6-6	9/16 - 18	3/8 - 18
0507-6-8	9/16 - 18	1/2 - 14
0507-8-4	3/4 - 16	1/4 - 18
0507-8-6	3/4 - 16	3/8 - 18
0507-8-8	3/4 - 16	1/2 - 14
0507-8-12	3/4 - 16	3/4 - 14
0507-10-6	7/8 - 14	3/8 - 18
0507-10-8	7/8 - 14	1/2 - 14
0507-10-12	7/8 - 14	3/4 - 14
0507-12-8	1 1/16 - 12	1/2 - 14
0507-12-12	1 1/16 - 12	3/4 - 14
0507-12-16	1 1/16 - 12	1 - 11 1/2
0507-14-12	1 3/16 - 12	3/4 - 14
0507-16-12	1 5/16 - 12	3/4 - 14
0507-16-16	1 5/16 - 12	1 - 11 1/2
0507-20-16	1 5/8 - 12	1 - 11 1/2
0507-20-20	1 5/8 - 12	1 1/4 - 11 1/2
0507-24-24	1 7/8 - 12	1 1/2 - 11 1/2
0507-32-32	2 1/2 - 12	2 - 11 1/2

### 0207

Female Pipe Adapter <sup>1</sup>  
 NPTF / NPSM Swivel <sup>2</sup>  
 SAE 140131



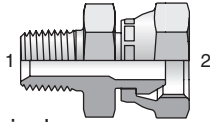
Part Number	End Size	
	1 NPTF	2 NPSM
0207-2-2	1/8 - 27	1/8 - 27
0207-2-4	1/8 - 27	1/4 - 18
0207-4-2	1/4 - 18	1/8 - 27
0207-4-4	1/4 - 18	1/4 - 18
0207-6-4	3/8 - 18	1/4 - 18
0207-6-6	3/8 - 18	3/8 - 18
0207-6-8	3/8 - 18	1/2 - 14
0207-8-4	1/2 - 14	1/4 - 18
0207-8-6	1/2 - 14	3/8 - 18
0207-8-8	1/2 - 14	1/2 - 14
0207-12-8	3/4 - 14	1/2 - 14
0207-12-12	3/4 - 14	3/4 - 14
0207-16-12	1 - 11 1/2	3/4 - 14
0207-16-16	1 - 11 1/2	1 - 11 1/2
0207-20-20	1 1/4 - 11 1/2	1 1/4 - 11 1/2
0207-24-24	1 1/2 - 11 1/2	1 1/2 - 11 1/2
0207-32-32	2 - 11 1/2	2 - 11 1/2

Part numbers shown are for steel. Other material options available. Go to [www.parker.com](http://www.parker.com) for details.  
 Dimensions and pressures are for reference only and are subject to change.



### 0107

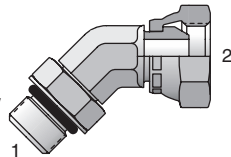
Male Pipe Adapter  
NPTF / NPSM Swivel  
SAE 140130



Part Number	End Size	
	1 NPTF	2 NPSM
0107-2-2	1/8 - 27	1/8 - 27
0107-2-4	1/8 - 27	1/4 - 18
0107-4-2	1/4 - 18	1/8 - 27
0107-4-4	1/4 - 18	1/4 - 18
0107-4-6	1/4 - 18	3/8 - 18
0107-4-8	1/4 - 18	1/2 - 14
0107-6-4	3/8 - 18	1/4 - 18
0107-6-6	3/8 - 18	3/8 - 18
0107-6-8	3/8 - 18	1/2 - 14
0107-8-4	1/2 - 14	1/4 - 18
0107-8-6	1/2 - 14	3/8 - 18
0107-8-8	1/2 - 14	1/2 - 14
0107-8-12	1/2 - 14	3/4 - 14
0107-12-8	3/4 - 14	1/2 - 14
0107-12-12	3/4 - 14	3/4 - 14
0107-12-16	3/4 - 14	1 - 11 1/2
0107-16-12	1 - 11 1/2	3/4 - 14
0107-16-16	1 - 11 1/2	1 - 11 1/2
0107-16-20	1 - 11 1/2	1 1/4 - 11 1/2
0107-20-16	1 1/4 - 11 1/2	1 - 11 1/2
0107-20-20	1 1/4 - 11 1/2	1 1/4 - 11 1/2
0107-20-24	1 1/4 - 11 1/2	1 1/2 - 11 1/2
0107-24-20	1 1/2 - 11 1/2	1 1/4 - 11 1/2
0107-24-24	1 1/2 - 11 1/2	1 1/2 - 11 1/2
0107-32-32	2 - 11 1/2	2 - 11 1/2

### 3507

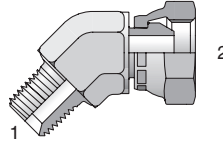
45° Straight Thread Elbow  
SAE-ORB / NPSM Swivel  
SAE 140357



Part Number	End Size	
	1 UN/UNF-2A	2 NPSM
3507-4-4	7/16 - 20	1/4 - 18
3507-6-4	9/16 - 18	1/4 - 18
3507-6-6	9/16 - 18	3/8 - 18
3507-6-8	9/16 - 18	1/2 - 14
3507-8-6	3/4 - 16	3/8 - 18
3507-8-8	3/4 - 16	1/2 - 14
3507-8-12	3/4 - 16	3/4 - 14
3507-10-6	7/8 - 14	3/8 - 18
3507-10-8	7/8 - 14	1/2 - 14
3507-10-12	7/8 - 14	3/4 - 14
3507-12-8	1 1/16 - 12	1/2 - 14
3507-12-12	1 1/16 - 12	3/4 - 14
3507-16-16	1 5/16 - 12	1 - 11 1/2

### 3107

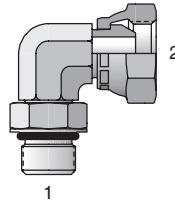
45° Male Pipe Elbow  
NPTF / NPSM Swivel  
SAE 140330



Part Number	End Size	
	1 NPTF	2 NPSM
3107-2-2	1/8 - 27	1/8 - 27
3107-4-4	1/4 - 18	1/4 - 18
3107-6-6	3/8 - 18	3/8 - 18
3107-6-8	3/8 - 18	1/2 - 14
3107-8-4	1/2 - 14	1/4 - 18
3107-8-6	1/2 - 14	3/8 - 18
3107-8-8	1/2 - 14	1/2 - 14
3107-8-12	1/2 - 14	3/4 - 14
3107-12-8	3/4 - 14	1/2 - 14
3107-12-12	3/4 - 14	3/4 - 14
3107-12-16	3/4 - 14	1 - 11 1/2
3107-16-12	1 - 11 1/2	3/4 - 14
3107-16-16	1 - 11 1/2	1 - 11 1/2
3107-20-16	1 1/4 - 11 1/2	1 - 11 1/2
3107-20-20	1 1/4 - 11 1/2	1 1/4 - 11 1/2
3107-24-24	1 1/2 - 11 1/2	1 1/2 - 11 1/2
3107-32-32	2 - 11 1/2	2 - 11 1/2

### 2507

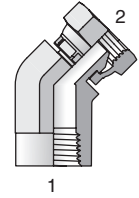
Straight Thread Elbow  
SAE-ORB / NPSM Swivel  
SAE 140257



Part Number	End Size	
	1 UN/UNF-2A	2 NPSM
2507-4-4	7/16 - 20	1/4 - 18
2507-4-6	7/16 - 20	3/8 - 18
2507-6-4	9/16 - 18	1/4 - 18
2507-6-6	9/16 - 18	3/8 - 18
2507-6-8	9/16 - 18	1/2 - 14
2507-8-4	3/4 - 16	1/4 - 18
2507-8-6	3/4 - 16	3/8 - 18
2507-8-8	3/4 - 16	1/2 - 14
2507-8-12	3/4 - 16	3/4 - 14
2507-10-6	7/8 - 14	3/8 - 18
2507-10-8	7/8 - 14	1/2 - 14
2507-10-12	7/8 - 14	3/4 - 14
2507-12-8	1 1/16 - 12	1/2 - 14
2507-12-12	1 1/16 - 12	3/4 - 14
2507-12-16	1 1/16 - 12	1 - 11 1/2
2507-16-12	1 5/16 - 12	3/4 - 14
2507-16-16	1 5/16 - 12	1 - 11 1/2
2507-20-20	1 5/8 - 12	1 1/4 - 11 1/2
2507-24-24	1 7/8 - 12	1 1/2 - 11 1/2

### 3207

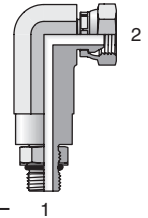
45° Female Pipe Elbow  
NPTF / NPSM Swivel



Part Number	End Size	
	1 NPTF	2 NPSM
3207-4-4	1/4 - 18	1/4 - 18
3207-6-6	3/8 - 18	3/8 - 18
3207-8-8	1/2 - 14	1/2 - 14
3207-12-12	3/4 - 14	3/4 - 14
3207-16-16	1 - 11 1/2	1 - 11 1/2

### 5507

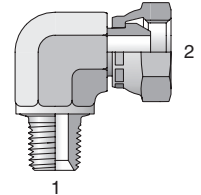
Long Straight Thread Elbow  
SAE-ORB / NPSM Swivel



Part Number	End Size	
	1 UN/UNF-2A	2 NPSM
5507-4-4	7/16 - 20	1/4 - 18
5507-6-6	9/16 - 18	3/8 - 18
5507-8-6	3/4 - 16	3/8 - 18

### 2107

Male Pipe Elbow  
NPTF / NPSM Swivel  
SAE 140230

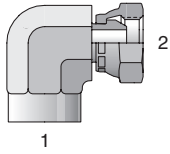


Part Number	End Size	
	1 NPTF	2 NPSM
2107-2-2	1/8 - 27	1/8 - 27
2107-2-4	1/8 - 27	1/4 - 18
2107-4-2	1/4 - 18	1/8 - 27
2107-4-4	1/4 - 18	1/4 - 18
2107-4-6	1/4 - 18	3/8 - 18
2107-6-4	3/8 - 18	1/4 - 18
2107-6-6	3/8 - 18	3/8 - 18
2107-6-8	3/8 - 18	1/2 - 14
2107-8-4	1/2 - 14	1/4 - 18
2107-8-6	1/2 - 14	3/8 - 18
2107-8-8	1/2 - 14	1/2 - 14
2107-8-12	1/2 - 14	3/4 - 14
2107-12-6	3/4 - 14	3/8 - 18
2107-12-8	3/4 - 14	1/2 - 14
2107-12-12	3/4 - 14	3/4 - 14
2107-12-16	3/4 - 14	1 - 11 1/2
2107-16-12	1 - 11 1/2	3/4 - 14
2107-16-16	1 - 11 1/2	1 - 11 1/2
2107-16-20	1 - 11 1/2	1 1/4 - 11 1/2
2107-20-16	1 1/4 - 11 1/2	1 - 11 1/2
2107-20-20	1 1/4 - 11 1/2	1 1/4 - 11 1/2
2107-24-24	1 1/2 - 11 1/2	1 1/2 - 11 1/2
2107-32-32	2 - 11 1/2	2 - 11 1/2

Part numbers shown are for steel. Other material options available. Go to [www.parker.com](http://www.parker.com) for details.  
Dimensions and pressures are for reference only and are subject to change.

### 2207

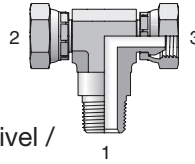
Female Pipe Elbow  
NPTF / NPSM  
Swivel  
SAE 140231



Part Number	End Size	
	1 NPTF	2 NPSM
2207-2-2	1/8 - 27	1/8 - 27
2207-4-4	1/4 - 18	1/4 - 18
2207-4-6	1/4 - 18	3/8 - 18
2207-6-6	3/8 - 18	3/8 - 18
2207-8-6	1/2 - 14	3/8 - 18
2207-8-8	1/2 - 14	1/2 - 14
2207-12-12	3/4 - 14	3/4 - 14
2207-16-16	1 - 11 1/2	1 - 11 1/2
2207-20-20	1 1/4 - 11 1/2	1 1/4 - 11 1/2
2207-24-24	1 1/2 - 11 1/2	1 1/2 - 11 1/2
2207-32-32	2 - 11 1/2	2 - 11 1/2

### 217T

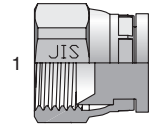
Male Pipe Branch Tee  
NPTF / NPSM Swivel /  
NPSM Swivel



Part Number	End Size		
	1 NPTF	2 NPSM	3 NPSM
217T-2-2	1/8 - 27	1/8 - 27	1/8 - 27
217T-4-4	1/4 - 18	1/4 - 18	1/4 - 18
217T-6-6	3/8 - 18	3/8 - 18	3/8 - 18
217T-8-6	1/2 - 14	3/8 - 18	1/2 - 14
217T-8-8	1/2 - 14	1/2 - 14	1/2 - 14
217T-12-12	3/4 - 14	3/4 - 14	3/4 - 14
217T-16-16	1 - 11 1/2	1 - 11 1/2	1 - 11 1/2

### FNMT4

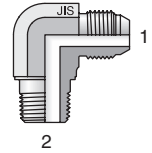
Cap  
30° Flare



Part Number	End Size
	1 BSPP
4FNMT4S	1/4 - 19
6FNMT4S	3/8 - 19
8FNMT4S	1/2 - 14
12FNMT4S	3/4 - 14
16FNMT4S	1-11

### C3T4

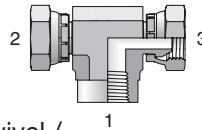
Male Elbow  
30° Flare / BSPT  
Mates with FU Style  
hose fittings



Part Number	End Size	
	1 BSPP	2 BSPT
4C3T4S	1/4 - 19	1/4 - 19
6C3T4S	3/8 - 19	3/8 - 19
8C3T4S	1/2 - 14	1/2 - 14
12C3T4S	3/4 - 14	3/4 - 14
16C3T4S	1-11	1-11

### 227T

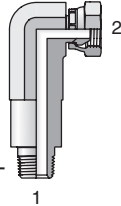
Female Pipe Branch Tee  
NPTF / NPSM Swivel /  
NPSM Swivel



Part Number	End Size		
	1 NPTF	2 NPSM	3 NPSM
227T-4-4	1/4 - 18	1/4 - 18	1/4 - 18
227T-6-6	3/8 - 18	3/8 - 18	3/8 - 18
227T-8-8	1/2 - 14	1/2 - 14	1/2 - 14
227T-12-12	3/4 - 14	3/4 - 14	3/4 - 14

### 5607

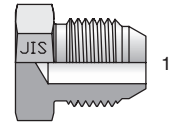
Long Male Pipe Elbow  
NPTF / NPSM Swivel



Part Number	End Size	
	1 NPTF	2 NPSM
5607-2-2	1/8 - 27	1/8 - 27
5607-4-4	1/4 - 18	1/4 - 18
5607-6-6	3/8 - 18	3/8 - 18
5607-8-8	1/2 - 14	1/2 - 14
5607-12-12	3/4 - 14	3/4 - 14
5607-16-16	1 - 11 1/2	1 - 11 1/2

### PNMT4

Plug  
30° Flare  
Mates with FU Style  
hose fittings

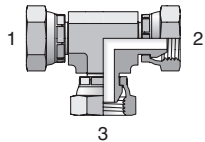


Part Number	End Size
	1 BSPP
4PNMT4S	1/4 - 19
6PNMT4S	3/8 - 19
8PNMT4S	1/2 - 14
12PNMT4S	3/4 - 14
16PNMT4S	1-11

## JIS Fittings

### 077T

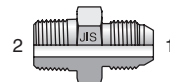
NPSM Union Tee  
NPSM Swivel  
(all three ends)



Part Number	End Size		
	1 NPSM	2 NPSM	3 NPSM
077T-2	1/8 - 27	1/8 - 27	1/8 - 27
077T-4	1/4 - 18	1/4 - 18	1/4 - 18
077T-6	3/8 - 18	3/8 - 18	3/8 - 18
077T-8	1/2 - 14	1/2 - 14	1/2 - 14
077T-12	3/4 - 14	3/4 - 14	3/4 - 14

### F3T4

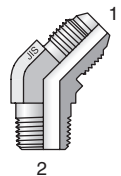
Male Connector  
30° Flare / BSPT  
Mates with FU Style hose fittings



Part Number	End Size	
	1 BSPP	2 BSPT
4F3T4S	1/4 - 19	1/4 - 19
4-6F3T4S	1/4 - 19	3/8 - 19
6-4F3T4S	3/8 - 19	1/4 - 19
6F3T4S	3/8 - 19	3/8 - 19
8-6F3T4S	1/2 - 14	3/8 - 19
8F3T4S	1/2 - 14	1/2 - 14
12F3T4S	3/4 - 14	3/4 - 14
16F3T4S	1-11	1-11

### V3T4

45° Male Elbow  
30° Flare / BSPT  
Mates with FU Style  
hose fittings

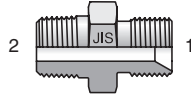


Part Number	End Size	
	1 BSPP	2 BSPT
4V3T4S	1/4 - 19	1/4 - 19
6V3T4S	3/8 - 19	3/8 - 19
8V3T4S	1/2 - 14	1/2 - 14
12V3T4S	3/4 - 14	3/4 - 14
16V3T4S	1-11	1-11

Part numbers shown are for steel. Other material options available. Go to [www.parker.com](http://www.parker.com) for details.  
Dimensions and pressures are for reference only and are subject to change.

### F3P4

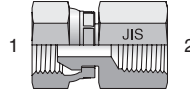
Male Connector  
60° Cone / BSPT  
Mates with GU, G1 and G2 style hose fittings



Part Number	End Size	
	1 BSPP	2 BSPT
4F3P4S	1/4 - 19	1/4 - 19
6F3P4S	3/8 - 19	3/8 - 19
8F3P4S	1/2 - 14	1/2 - 14
12F3P4S	3/4 - 14	3/4 - 14
16F3P4S	1-11	1-11

### G63P4

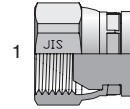
Swivel Female Connector  
60° Swivel / BSPT  
Mates with UT Style hose fittings



Part Number	End Size	
	1 BSPP	2 BSPT
4G63P4S	1/4 - 19	1/4 - 19
6G63P4S	3/8 - 19	3/8 - 19
8G63P4S	1/2 - 14	1/2 - 14
12G63P4S	3/4 - 14	3/4 - 14
16G63P4S	1-11	1-11

### FNMP4

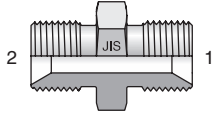
Cap  
60° Cone  
Mates with UT Style hose fittings



Part Number	End Size
	1 BSPP
4FNMP4S	1/4 - 19
6FNMP4S	3/8 - 19
8FNMP4S	1/2 - 14
12FNMP4S	3/4 - 14
16FNMP4S	1-11

### HP4

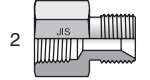
Union  
60° Cone  
Mates with GU, G1 and G2 Style hose fittings



Part Number	End Size
	1 & 2 BSPP
4HP4S	1/4 - 19
6HP4S	3/8 - 19
8HP4S	1/2 - 14
12HP4S	3/4 - 14
16HP4S	1-11

### G3P4

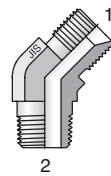
Female Connector  
60° Cone / BSPT  
Mates with GU, G1 and G2 style hose fittings



Part Number	End Size	
	1 BSPP	2 BSPT
4G3P4S	1/4 - 19	1/4 - 19
6G3P4S	3/8 - 19	3/8 - 19
8G3P4S	1/2 - 14	1/2 - 14
12G3P4S	3/4 - 14	3/4 - 14
16G3P4S	1-11	1-11

### V3P4

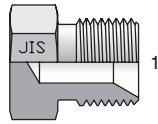
45° Male Elbow  
60° Cone / BSPT  
Mates with GU, G1 and G2 style hose fittings



Part Number	End Size	
	1 BSPP	2 BSPT
4V3P4S	1/4 - 19	1/4 - 19
6V3P4S	3/8 - 19	3/8 - 19
8V3P4S	1/2 - 14	1/2 - 14
12V3P4S	3/4 - 14	3/4 - 14
16V3P4S	1-11	1-11

### PNMP4

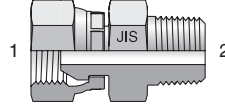
Plug  
60° Cone  
Mates with GU, G1 and G2 style hose fittings



Part Number	End Size
	1 BSPP
4PNMP4S	1/4 - 19
6PNMP4S	3/8 - 19
8PNMP4S	1/2 - 14
12PNMP4S	3/4 - 14
16PNMP4S	1-11

### F63P4

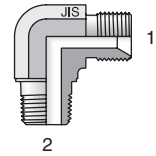
Swivel Male Connector  
60° Swivel / BSPT  
Mates with UT Style hose fittings



Part Number	End Size	
	1 BSPP	2 BSPT
4F63P4S	1/4 - 19	1/4 - 19
6F63P4S	3/8 - 19	3/8 - 19
8F63P4S	1/2 - 14	1/2 - 14
12F63P4S	3/4 - 14	3/4 - 14
16F63P4S	1-11	1-11

### C3P4

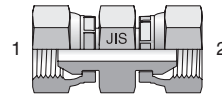
90° Male Elbow  
60° Cone / BSPT  
Mates with GU, G1 and G2 style hose fittings



Part Number	End Size	
	1 BSPP	2 BSPT
4C3P4S	1/4 - 19	1/4 - 19
6C3P4S	3/8 - 19	3/8 - 19
8C3P4S	1/2 - 14	1/2 - 14
12C3P4S	3/4 - 14	3/4 - 14
16C3P4S	1-11	1-11

### HP46

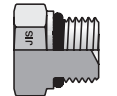
Swivel Union Connector  
60° Swivel  
Mates with UT Style hose fittings



Part Number	End Size
	1 & 2 BSPP
4HP46S	1/4 - 19
6HP46S	3/8 - 19
8HP46S	1/2 - 14
12HP46S	3/4 - 14
16HP46S	1-11

### P470MN

Plug  
Hex head plug for JIS B2351



Part Number	End Size
	1 BSPP
4P470MNS	1/4-19
6P470MNS	3/8-19
8P470MNS	1/2-14
12P470MNS	3/4-14
16P470MNS	1-11

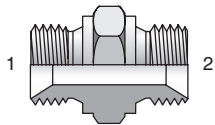
Part numbers shown are for steel. Other material options available. Go to [www.parker.com](http://www.parker.com) for details. Dimensions and pressures are for reference only and are subject to change.

## K4 BSP Adapters

### HMK4

Union  
60° Cone /  
60° Cone

Mates with 92, B1, B2 and B4 style hose fitting



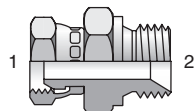
Part Number	End Size	
	1 BSPP	2 BSPP
2HMK4S	1/8 - 28	1/8 - 28
4-2HMK4S	1/4 - 19	1/8 - 28
4HMK4S	1/4 - 19	1/4 - 19
6-4HMK4S	3/8 - 19	1/4 - 19
6HMK4S	3/8 - 19	3/8 - 19
8-4HMK4S	1/2 - 14	1/4 - 19
8-6HMK4S	1/2 - 14	3/8 - 19
8HMK4S	1/2 - 14	1/2 - 14
10-8HMK4S	5/8 - 14	1/2 - 14
10HMK4S	5/8 - 14	5/8 - 14
12-4HMK4S	3/4 - 14	1/4 - 19
12-6HMK4S	3/4 - 14	3/8 - 19
12-8HMK4S	3/4 - 14	1/2 - 14
12-10HMK4S	3/4 - 14	5/8 - 14
12HMK4S	3/4 - 14	3/4 - 14
16-8HMK4S	1 - 11	1/2 - 14
16-10HMK4S	1 - 11	5/8 - 14
16-12HMK4S	1 - 11	3/4 - 14
16HMK4S	1 - 11	1 - 11
20-12HMK4S	1 1/4 - 11	3/4 - 14
20-16HMK4S	1 1/4 - 11	1 - 11
20HMK4S	1 1/4 - 11	1 1/4 - 11
24-16HMK4S	1 1/2 - 11	1 - 11
24-20HMK4S	1 1/2 - 11	1 1/4 - 11
24HMK4S	1 1/2 - 11	1 1/2 - 11
32-24HMK4S	2 - 11	1 1/2 - 11
32HMK4S	2 - 11	2 - 11

### F6MK4

Swivel Nut  
Connector

60° Swivel / 60° Cone

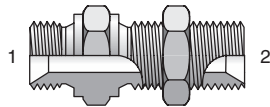
Mates with D9/92, B1, B2 and B4 style hose fitting



Part Number	End Size	
	1 BSPP	2 BSPP
4-4F6MK4S	1/4 - 19	1/4 - 19
4-6F6MK4S	1/4 - 19	3/8 - 19
4-8F6MK4S	1/4 - 19	1/2 - 14
6-4F6MK4S	3/8 - 19	1/4 - 19
6-6F6MK4S	3/8 - 19	3/8 - 19
6-8F6MK4S	3/8 - 19	1/2 - 14
8-6F6MK4S	1/2 - 14	3/8 - 19
8-8F6MK4S	1/2 - 14	1/2 - 14
8-12F6MK4S	1/2 - 14	3/4 - 14
12-8F6MK4S	3/4 - 14	1/2 - 14
12-12F6MK4S	3/4 - 14	3/4 - 14
12-16F6MK4S	3/4 - 14	1 - 11
16-16F6MK4S	1 - 11	1 - 11

### WMK4WL4NM

Bulkhead Union  
60° Cone / 60° Cone  
Mates with 92, B1, B2 and B4 style hose fitting



Part Number	End Size	
	1 & 2 BSPP	
4WMK4WL4NMS	1/4 - 19	
6WMK4WL4NMS	3/8 - 19	
8WMK4WL4NMS	1/2 - 14	
10WMK4WL4NMS	5/8 - 14	
12WMK4WL4NMS	3/4 - 14	
16WMK4WL4NMS	1 - 11	
20WMK4WL4NMS	1 1/4 - 11	
24WMK4WL4NMS	1 1/2 - 11	

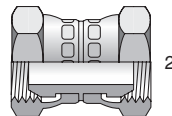
Includes Bulkhead nut.

### H6MK4

Swivel Nut Union

60° Swivel /  
60° Swivel

Mates with D9 style hose fitting



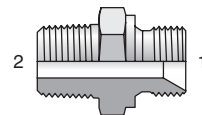
Part Number	End Size	
	1 BSPP	2 BSPP
4H6MK4S	1/4 - 19	1/4 - 19
6-4H6MK4S	3/8 - 19	1/4 - 19
6H6MK4S	3/8 - 19	3/8 - 19
8-4H6MK4S	1/2 - 14	1/4 - 19
8-6H6MK4S	1/2 - 14	3/8 - 19
8H6MK4S	1/2 - 14	1/2 - 14
10H6MK4S	5/8 - 14	5/8 - 14
12-8H6MK4S	3/4 - 14	1/2 - 14
12H6MK4S	3/4 - 14	3/4 - 14
16H6MK4S	1 - 11	1 - 11
20H6MK4S	1 1/4 - 11	1 1/4 - 11
24H6MK4S	1 1/2 - 11	1 1/2 - 11

### FMK4

NPTF Male  
Connector

60° Cone / NPT

Mates with 92, B1, B2 and B4 style hose fitting



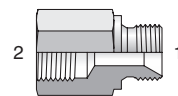
Part Number	End Size	
	1 BSPP	2 NPTF
2FMK4S	1/8 - 28	1/8 - 27
2-4FMK4S	1/8 - 28	1/4 - 18
4FMK4S	1/4 - 19	1/8 - 18
4-4FMK4S	1/4 - 19	1/4 - 18
4-6FMK4S	1/4 - 19	3/8 - 18
6FMK4S	3/8 - 19	1/4 - 18
6-6FMK4S	3/8 - 19	3/8 - 18
6-8FMK4S	3/8 - 19	1/2 - 14
8FMK4S	1/2 - 14	3/8 - 18
8-8FMK4S	1/2 - 14	1/2 - 14
8-12FMK4S	1/2 - 14	3/4 - 14
12-8FMK4S	3/4 - 14	1/2 - 14
12FMK4S	3/4 - 14	3/4 - 14
12-16FMK4S	3/4 - 14	1 - 11 1/2
16-12FMK4S	1 - 11	3/4 - 14
16FMK4S	1 - 11	1 - 11 1/2

### G4MK4

BSPF Female  
Connector

60° Cone / BSPP

Mates with 92, B1, B2 and B4 style hose fitting



Part Number	End Size	
	1 BSPP	2 BSPP
6G4MK4S	3/8 - 19	1/4 - 19
6-6G4MK4S	3/8 - 19	3/8 - 19
8-4G4MK4S	1/2 - 14	1/4 - 19
8G4MK4S	1/2 - 14	3/8 - 19
12-4G4MK4S	3/4 - 14	1/4 - 19
12-6G4MK4S	3/4 - 14	3/8 - 19
12-8G4MK4S	3/4 - 14	1/2 - 14
16-4G4MK4S	1 - 11	1/4 - 19
16-6G4MK4S	1 - 11	3/8 - 19
16-8G4MK4S	1 - 11	1/2 - 14
16-12G4MK4S	1 - 11	3/4 - 14

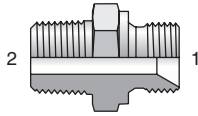
Part numbers shown are for steel. Other material options available. Go to [www.parker.com](http://www.parker.com) for details.  
Dimensions and pressures are for reference only and are subject to change.

### F3MK4

BSPT Male Connector

60° Cone / BSPT

Mates with 92, B1, B2 and B4 style hose fitting

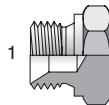


Part Number	End Size	
	1 BSPP	2 BSPT
2F3MK4S	1/8 - 28	1/8 - 28
2-4F3MK4S	1/8 - 28	1/4 - 19
4F3MK4S	1/4 - 19	1/8 - 28
4-4F3MK4S	1/4 - 19	1/4 - 19
4-6F3MK4S	1/4 - 19	3/8 - 19
6F3MK4S	3/8 - 19	1/4 - 19
6-6F3MK4S	3/8 - 19	3/8 - 19
6-8F3MK4S	3/8 - 19	1/2 - 14
8F3MK4S	1/2 - 14	3/8 - 19
8-8F3MK4S	1/2 - 14	1/2 - 14
10F3MK4S	5/8 - 14	1/2 - 14
10-12F3MK4S	5/8 - 14	3/4 - 14
12F3MK4S	3/4 - 14	3/4 - 14
12-8F3MK4S	3/4 - 14	1/2 - 14
12-16F3MK4S	3/4 - 14	1 - 11
16F3MK4S	1 - 11	1 - 11
16-12F3MK4S	1 - 11	3/4 - 14
20F3MK4S	1 1/4 - 11	1 1/4 - 11
24F3MK4S	1 1/2 - 11	1 1/2 - 11

### PNMK4

Hex Plug

60° Cone  
Mates with 92, B1, B2 and B4 style hose fitting



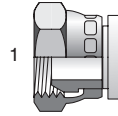
Part Number	End Size
	1 BSPP
2PNMK4S	1/8 - 28
4PNMK4S	1/4 - 19
6PNMK4S	3/8 - 19
8PNMK4S	1/2 - 14
10PNMK4S	5/8 - 14
12PNMK4S	3/4 - 14
16PNMK4S	1 - 11
20PNMK4S	1 1/4 - 11
24PNMK4S	1 1/2 - 11
32PNMK4S	2 - 11

### FNMK4

Cap

60° Cone

Mates with D9 style hose fitting



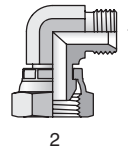
Part Number	End Size
	1 BSPP
2FNMK4S	1/8 - 28
4FNMK4S	1/4 - 19
6FNMK4S	3/8 - 19
8FNMK4S	1/2 - 14
10FNMK4S	5/8 - 14
12FNMK4S	3/4 - 14
16FNMK4S	1 - 11
20FNMK4S	1 1/4 - 11
24FNMK4S	1 1/2 - 11

### C6MK4

Swivel Nut Elbow

60° Cone / 60° Swivel

Mates with D9/92, B1, B2 and B4 style hose fitting



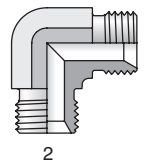
Part Number	End Size	
	1 BSPP	2 BSPP
2C6MK4S	1/8 - 28	1/8 - 28
4C6MK4S	1/4 - 19	1/4 - 19
6C6MK4S	3/8 - 19	3/8 - 19
8C6MK4S	1/2 - 14	1/2 - 14
10C6MK4S	5/8 - 14	5/8 - 14
12C6MK4S	3/4 - 14	3/4 - 14
16C6MK4S	1 - 11	1 - 11
20C6MK4S	1 1/4 - 11	1 1/4 - 11
24C6MK4S	1 1/2 - 11	1 1/2 - 11

### EMK4

Union Elbow

60° Cone / 60° Cone

Mates with D9/92, B1, B2 and B4 style hose fitting



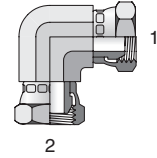
Part Number	End Size	
	1 BSPP	2 BSPP
2EMK4S	1/8 - 28	1/8 - 28
4EMK4S	1/4 - 19	1/4 - 19
6EMK4S	3/8 - 19	3/8 - 19
8EMK4S	1/2 - 14	1/2 - 14
10EMK4S	5/8 - 14	5/8 - 14
12EMK4S	3/4 - 14	3/4 - 14
16EMK4S	1 - 11	1 - 11
20EMK4S	1 1/4 - 11	1 1/4 - 11
24EMK4S	1 1/2 - 11	1 1/2 - 11

### E6MK4

Swivel Nut Union Elbow

60° Swivel / 60° Swivel

Mates with D9 style hose fitting



Part Number	End Size	
	1 BSPP	2 BSPP
4E6MK4S	1/4 - 19	1/4 - 19
6E6MK4S	3/8 - 19	3/8 - 19
8E6MK4S	1/2 - 14	1/2 - 14
10E6MK4S	5/8 - 14	5/8 - 14
12E6MK4S	3/4 - 14	3/4 - 14
16E6MK4S	1 - 11	1 - 11
20E6MK4S	1 1/4 - 11	1 1/4 - 11
24E6MK4S	1 1/2 - 11	1 1/2 - 11

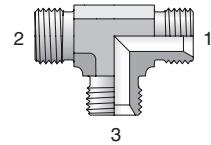
### JMK4

Union Tee

60° Cone

(all three ends)

Mates with 92, B1, B2 and B4 style hose fitting



Part Number	End Size		
	1 BSPP	2 BSPP	3 BSPP
2JMK4S	1/8 - 28	1/8 - 28	1/8 - 28
4JMK4S	1/4 - 19	1/4 - 19	1/4 - 19
6JMK4S	3/8 - 19	3/8 - 19	3/8 - 19
8JMK4S	1/2 - 14	1/2 - 14	1/2 - 14
10JMK4S	5/8 - 14	5/8 - 14	5/8 - 14
12JMK4S	3/4 - 14	3/4 - 14	3/4 - 14
16JMK4S	1 - 11	1 - 11	1 - 11
20JMK4S	1 1/4 - 11	1 1/4 - 11	1 1/4 - 11
24JMK4S	1 1/2 - 11	1 1/2 - 11	1 1/2 - 11

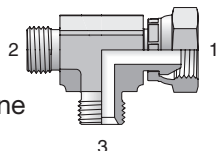
Part numbers shown are for steel. Other material options available. Go to [www.parker.com](http://www.parker.com) for details. Dimensions and pressures are for reference only and are subject to change.

## R6MK4

Swivel Nut Run Tee

60° Swivel / 60° Cone / 60° Cone

Mates with D9/92, B1, B2 and B4 style hose fitting



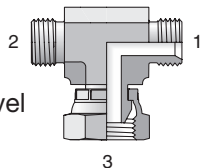
Part Number	End Size		
	1 BSPP	2 BSPP	3 BSPP
2R6MK4S	1/8 - 28	1/8 - 28	1/8 - 28
4R6MK4S	1/4 - 19	1/4 - 19	1/4 - 19
6R6MK4S	3/8 - 19	3/8 - 19	3/8 - 19
8R6MK4S	1/2 - 14	1/2 - 14	1/2 - 14
10R6MK4S	5/8 - 14	5/8 - 14	5/8 - 14
12R6MK4S	3/4 - 14	3/4 - 14	3/4 - 14
16R6MK4S	1 - 11	1 - 11	1 - 11
20R6MK4S	1 1/4 - 11	1 1/4 - 11	1 1/4 - 11

## S6MK4

Swivel Nut Branch Tee

60° Cone / 60° Cone / 60° Swivel

Mates with D9/92, B1, B2 and B4 style hose fitting



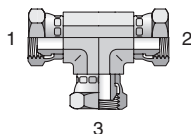
Part Number	End Size		
	1 BSPP	2 BSPP	3 BSPP
2S6MK4S	1/8 - 28	1/8 - 28	1/8 - 28
4S6MK4S	1/4 - 19	1/4 - 19	1/4 - 19
6S6MK4S	3/8 - 19	3/8 - 19	3/8 - 19
8S6MK4S	1/2 - 14	1/2 - 14	1/2 - 14
10S6MK4S	5/8 - 14	5/8 - 14	5/8 - 14
12S6MK4S	3/4 - 14	3/4 - 14	3/4 - 14
16S6MK4S	1 - 11	1 - 11	1 - 11
20S6MK4S	1 1/4 - 11	1 1/4 - 11	1 1/4 - 11

## J6MK4

Swivel Nut Union Tee

60° Swivel (all three ends)

Mates with D9 style hose fitting



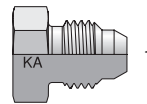
Part Number	End Size		
	1 BSPP	2 BSPP	3 BSPP
4J6MK4S	1/4 - 19	1/4 - 19	1/4 - 19
6J6MK4S	3/8 - 19	3/8 - 19	3/8 - 19
8J6MK4S	1/2 - 14	1/2 - 14	1/2 - 14
10J6MK4S	5/8 - 14	5/8 - 14	5/8 - 14
12J6MK4S	3/4 - 14	3/4 - 14	3/4 - 14
16J6MK4S	1 - 11	1 - 11	1 - 11
20J6MK4S	1 1/4 - 11	1 1/4 - 11	1 1/4 - 11

## Komatsu® Style Adapters

### PNMKA

Plug

30° Flare



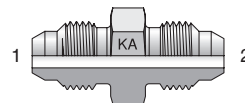
Mates with XU and MU series hose fittings

Part Number	End Size
	1 Metric Thread
4PNMKAS	M14 X 1.5
6PNMKAS	M18 X 1.5
8PNMKAS	M22 X 1.5
10PNMKAS	M24 X 1.5
12PNMKAS	M30 X 1.5
16PNMKAS	M33 X 1.5

### HMKAS

Male Union

30° Flare



Mates with XU and MU series hose fittings

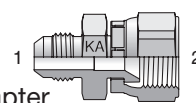
Part Number	End Size
	1 & 2 Metric Thread
4-4HMKAS	M14 X 1.5
6-6HMKAS	M18 X 1.5
8-8HMKAS	M22 X 1.5
10-10HMKAS	M24 X 1.5
12-12HMKAS	M30 X 1.5
16-16HMKAS	M33 X 1.5

### XHMKAS6

37° Swivel

Conversion Adapter

37° Flare / 30° Swivel



Part Number	End Size	
	1 (in.)	2 Metric Thread
4-4XHMKAS6S	1/4	M14 X 1.5
6-6XHMKAS6S	3/8	M18 X 1.5
8-8XHMKAS6S	1/2	M22 X 1.5
10-10XHMKAS6S	5/8	M24 X 1.5
12-12XHMKAS6S	3/4	M30 X 1.5
16-16XHMKAS6S	1	M33 X 1.5

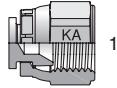
Part numbers shown are for steel. Other material options available. Go to [www.parker.com](http://www.parker.com) for details. Dimensions and pressures are for reference only and are subject to change.





### FNMKA

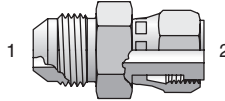
Cap  
30° Flare



Part Number	End Size 1	
	Metric Thread	
4FNMKAS	M14 X 1.5	
6FNMKAS	M18 X 1.5	
8FNMKAS	M22 X 1.5	
10FNMKAS	M24 X 1.5	
12FNMKAS	M30 X 1.5	
16FNMKAS	M33 X 1.5	

### XHL6

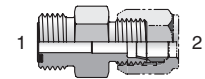
Male Swivel Adapter  
ORFS Swivel / 37° Flare



Part Number	End Size	
	1 (in.)	2 (in.)
4 XHL6-S	1/4	1/4
6 XHL6-S	3/8	3/8
8 XHL6-S	1/2	1/2
10 XHL6-S	5/8	5/8
12 XHL6-S	3/4	3/4
16 XHL6-S	1	1
20 XHL6-S	1 1/4	1 1/4

### BUHLO

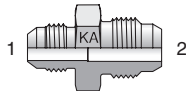
Ferulok Male Adapter  
ORFS / SAE Flareless



Part Number	End Size	
	1 (in.)	2 (in.)
6 BUHLO-S	3/8	3/8
8 BUHLO-S	1/2	1/2
10 BUHLO-S	5/8	5/8
12 BUHLO-S	3/4	3/4
16 BUHLO-S	1	1

### XHMKAS

37° Conversion Adapter  
30° Flare / 37° Flare

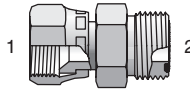


End 2 mates with XU and MU series hose fittings

Part Number	End Size	
	1 (in.)	2 Metric Thread
4-4XHMKAS	1/4	M14 X 1.5
6-6XHMKAS	3/8	M18 X 1.5
8-8XHMKAS	1/2	M22 X 1.5
10-10XHMKAS	5/8	M24 X 1.5
12-12XHMKAS	3/4	M30 X 1.5
16-16XHMKAS	1	M33 X 1.5

### LOHX6

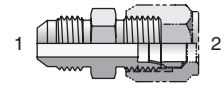
Swivel Adapter  
37° Flare Swivel / ORFS



Part Number	End Size	
	1 (in.)	2 (in.)
4 LOHX6-S	1/4	1/4
6 LOHX6-S	3/8	3/8
8 LOHX6-S	1/2	1/2
10 LOHX6-S	5/8	5/8
12 LOHX6-S	3/4	3/4
16 LOHX6-S	1	1
20 LOHX6-S	1 1/4	1 1/4

### XHBU

Union Adapter  
SAE Flareless / 37° Flare

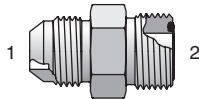


Part Number	End Size	
	1 (in.)	2 (in.)
4 XHBU-S	1/4	1/4
6 XHBU-S	3/8	3/8
8 XHBU-S	1/2	1/2
10 XHBU-S	5/8	5/8
12 XHBU-S	3/4	3/4
16 XHBU-S	1	1
20 XHBU-S	1 1/4	1 1/4
24 XHBU-S	1 1/2	1 1/2

## Conversion Adapters

### XHLO

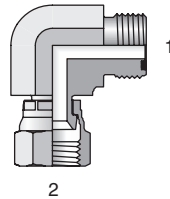
Male Adapter  
37° Flare / ORFS



Part Number	End Size	
	1 (in.)	2 (in.)
4 XHLO-S	1/4	1/4
6 XHLO-S	3/8	3/8
8 XHLO-S	1/2	1/2
10 XHLO-S	5/8	5/8
12 XHLO-S	3/4	3/4
16 XHLO-S	1	1
20 XHLO-S	1 1/4	1 1/4
24 XHLO-S	1 1/2	1 1/2

### LOEX6

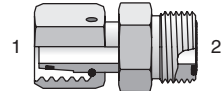
Swivel Elbow  
ORFS / 37° Flare Swivel



Part Number	End Size	
	1 (in.)	2 UN/UNF-2B
4 LOEX6-S	1/4	1/4
6 LOEX6-S	3/8	3/8
8 LOEX6-S	1/2	1/2
10 LOEX6-S	5/8	5/8
12 LOEX6-S	3/4	3/4
16 LOEX6-S	1	1
20 LOEX6-S	1 1/4	1 1/4
24 LOEX6-S	1 1/2	1 1/2

### LOHU86

EO Swivel Adapter  
24° Flareless Metric Swivel (EO) / ORFS

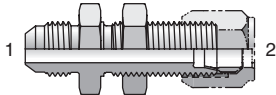


Part Number	End Size	
	1 EO Swivel	2 (in.)
<b>L Series</b>		
4 -6L LOHU86-S	6L	1/4
4-8L LOHU86-S	8L	1/4
6-10L LOHU86-S	10L	3/8
8-12L LOHU86-S	12L	1/2
10-15L LOHU86-S	15L	5/8
12-18L LOHU86-S	18L	3/4
16-22L LOHU86-S	22L	1
<b>S Series</b>		
4-6S LOHU86-S	6S	1/4
4-8S LOHU86-S	8S	1/4
6-10S LOHU86-S	10S	3/8
8-12S LOHU86-S	12S	1/2
10-14S LOHU86-S	14S	5/8
10-16S LOHU86-S	16S	5/8
12-20S LOHU86-S	20S	3/4
16-25S LOHU86-S	25S	1

Part numbers shown are for steel. Other material options available. Go to [www.parker.com](http://www.parker.com) for details. Dimensions and pressures are for reference only and are subject to change.

### XHBU2

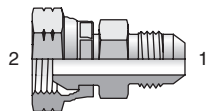
Bulkhead Union Adapter  
SAE Flareless Bulkhead /  
37° Flare



Part Number	End Size	
	1 (in.)	2 (in.)
4 XHBU2-S	1/4	1/4
6 XHBU2-S	3/8	3/8
8 XHBU2-S	1/2	1/2
10 XHBU2-S	5/8	5/8
12 XHBU2-S	3/4	3/4
16 XHBU2-S	1	1

### XHMK46

BSPP Swivel Adapter  
37° Flare / BSPP  
60° Cone Swivel

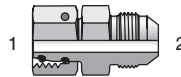


Swivel end mates with BS5200 (Parker K4) adapters and Parker D9 hose fittings.

Part Number	End Size	
	1 (in.)	2 BSPP
6-4XHMK46S	3/8	1/4-19
6XHMK46S	3/8	3/8-19
8-6XHMK46S	1/2	3/8-19
8XHMK46S	1/2	1/2-14
10-8XHMK46S	5/8	1/2-14
12XHMK46S	3/4	3/4-14
12-16XHMK46S	3/4	1-11
16XHMK46S	1	1-11

### XHU86

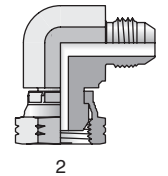
EO Swivel Adapter  
Metric Swivel (EO) /  
37° Flare



Part Number	End Size	
	EO Swivel	2 (in.)
<b>L Series</b>		
4-6L XHU86-S	6L	1/4
6-8L XHU86-S	8L	3/8
6-10L XHU86-S	10L	3/8
8-12L XHU86-S	12L	1/2
10-15L XHU86-S	15L	5/8
12-18L XHU86-S	18L	3/4
16-22L XHU86-S	22L	1
16-28L XHU86-S	28L	1
<b>S Series</b>		
4-6S XHU86-S	6S	1/4
6-8S XHU86-S	8S	3/8
6-10S XHU86-S	10S	3/8
8-12S XHU86-S	12S	1/2
10-16S XHU86-S	16S	5/8
12-20S XHU86-S	20S	3/4
16-25S XHU86-S	25S	1

### XEMK46

90° BSP Swivel Adapter  
37° Flare / BSPP  
60° Cone Swivel



Swivel end mates with BS5200 (Parker K4) adapters and Parker D9 hose fittings.

Part Number	End Size	
	1 (in.)	2 BSPP
6-4XEMK46S	3/8	1/4-19
6XEMK46S	3/8	3/8-19
8-6XEMK46S	1/2	3/8-19
8XEMK46S	1/2	1/2-14
10-8XEMK46S	5/8	1/2-14
12XEMK46S	3/4	3/4-14
12-16XEMK46S	3/4	1-11
16XEMK46S	1	1-11

## Hydraulic Flanges and Components

### FCS

Code 61/62 Flange Clamps, Split

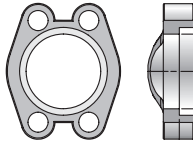


Flange Half	Part Number		Flange Size (in.)
	Flange Half	Kit	
<b>Code 61 Flange Halves, Split</b>			
8FCS1S	51H-8S	5151HK-8S	0.50
12FCS1S	51H-12S	5151HK-12S	0.75
16FCS1S	51H-16S	5151HK-16S	1.00
20FCS1S	51H-20S	5151HK-20S	1.25
24FCS1S	51H-24S	5151HK-24S	1.50
32FCS1S	51H-32S	5151HK-32S	2.00
40FCS1S	51H-40S	5151HK-40S	2.50
48FCS1S	51H-48S	5151HK-48S	3.00
56FCS1S	51H-56S	5151HK-56S	3.50
64FCS1S	51H-64S	5151HK-64S	4.00
<b>Code 62 Flange Halves, Split</b>			
12FCS2S	HFH-12S	HFHFHK-12S	0.75
16FCS2S	HFH-16S	HFHFHK-16S	1.00
20FCS2S	HFH-20S	HFHFHK-20S	1.25
24FCS2S	HFH-24S	HFHFHK-24S	1.50
32FCS2S	HFH-32S	HFHFHK-32S	2.00

Part numbers shown are for steel. Other material options available. Go to [www.parker.com](http://www.parker.com) for details. Dimensions and pressures are for reference only, and are subject to change.

### FCC

Code 61/62  
Flange  
Clamp,  
Captive



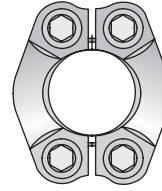
Part Number		Flange Size (in.)
Drilled Holes	Tapped Holes	
<b>Code 61 Flange Clamp, Captive</b>		
8FCC1SX	8FCCT1SX	0.50
12FCC1SX	12FCCT1SX	0.75
16FCC1SX	16FCCT1SX	1.00
20FCC1SX	20FCCT1SX	1.25
24FCC1SX	24FCCT1SX	1.50
32FCC1SX	32FCCT1SX	2.00
40FCC1SX	40FCCT1SX	2.50
48FCC1SX	48FCCT1SX	3.00
56FCC1SX	56FCCT1SX	3.50
64FCC1SX	64FCCT1SX	4.00
<b>Code 61 Flange Clamp, Captive</b>		
12FCC2SX	12FCCT2SX	0.75
16FCC2SX	16FCCT2SX	1.00
20FCC2SX	20FCCT2SX	1.25
24FCC2SX	24FCCT2SX	1.50
32FCC2SX	32FCCT2SX	2.00

### FHS3

Flange Components

#### Code 61

For Straights and Elbows  
(ISO 6162-1, Type 1)



Size	For Tube OD Series	Working Pressure (bar)	SAE Flange Halves	4 Socket Head Cap Screws DIN 912-8.8	O-Ring	Size	For Tube OD Series
1/2	15L	315	<b>FHS 32CFX</b>	M8X30	OR18.64 x 3.53X	1/2	15L
1/2	16S	350				1/2	16S
3/4	18L	315	<b>FHS 33CFX</b>	M10X35	OR25.00 x 3.53X	3/4	18L
3/4	22L	160				3/4	22L
3/4	20S	350				3/4	20S
3/4	25S	350				3/4	25S
1	28L	160	<b>FHS 34CFX</b>	M10X35	OR32.92 x 3.53X	1	28L
1	30S	350				1	30S
1 1/4	35L	160	<b>FHS 35CFX</b>	M12X40*	OR37.70 x 3.53X	1 1/4	35L
1 1/4	25S	280				1 1/4	25S
1 1/4	30S	280				1 1/4	30S
1 1/4	38S	280				1 1/4	38S
1 1/2	42L	160	<b>FHS 36CFX</b>	M12X40	OR47.22 x 3.53X	1 1/2	42L
1 1/2	38S	210				1 1/2	38S

Temperature range without pressure reductions for fittings with O-ring sealing of NBR (e.g., buna N series) -35°C up to +100°C,  
FPM (e.g., fluorocarbon on request) -25°C up to +120°C.

Tightening torques for socket head cap screws available at [www.parker.com](http://www.parker.com).

\* Does not meet ISO 6162 specification.

Note: Clamp halves are sold separately, not as a set.

### FHS6

Flange Components

#### Code 62

For Straights and Elbows  
(ISO 6162-2, Type 1)



Size	For Tube OD Series	Working Pressure (bar)	SAE Flange Halves	4 Socket Head Cap Screws DIN 912-8.8	O-Ring	Size	For Tube OD Series
1/2	16S	400	<b>FHS 62CFX</b>	M8X35	OR18.64 x 3.53X	1/2	16S
3/4	16S	400	<b>FHS 63CFX</b>	M10X35	OR25.00 x 3.53X	3/4	16S
3/4	20S	400	<b>FHS 63CFX</b>	M10X35	OR25.00 x 3.53X	3/4	20S
3/4	25S	400	<b>FHS 63CFX</b>	M10X35	OR25.00 x 3.53X	3/4	25S
1	25S	400	<b>FHS 64CFX</b>	M12X45	OR32.92 x 3.53X	1	25S
1	30S	400	<b>FHS 64CFX</b>	M12X45	OR32.92 x 3.53X	1	30S
1 1/4	30S	400	<b>FHS 65CFX</b>	M14X50*	OR37.70 x 3.53X	1 1/4	30S
1 1/4	38S	315	<b>FHS 65CFX</b>	M14X50*	OR37.70 x 3.53X	1 1/4	38S
1 1/2	38S	315	<b>FHS 66CFX</b>	M16X55	OR47.22 x 3.53X	1 1/2	38S

Temperature range without pressure reductions for fittings with O-ring sealing of NBR (e.g., buna N series) -35° up to +100°C,  
FPM (e.g., fluorocarbon on request) -25° up to +120°C.

Tightening torques for socket head cap screws available at [www.parker.com](http://www.parker.com).

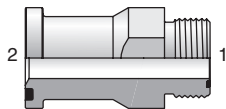
\* Does not meet ISO 6162 specification.

Note: Clamp halves are sold separately, not as a set.

Part numbers shown are for steel. Other material options available. Go to [www.parker.com](http://www.parker.com) for details.  
Dimensions and pressures are for reference only and are subject to change.

## LOHQ1

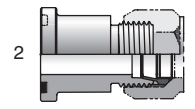
Code 61 Flange Connector  
Code 61 / ORFS



Part Number	End Size	
	1 (in.)	2 Code 61
12 LOHQ1-S	3/4	3/4
16 LOHQ1-S	1	1
20 LOHQ1-S	1 1/4	1 1/4
24 LOHQ1-S	1 1/2	1 1/2

## BUHQ1

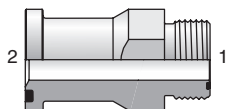
Code 61 Connector  
Code 61 / Flareless



Part Number	End Size	
	1 (in.)	2 Code 61
12 BUHQ1-S	3/4	3/4
16 BUHQ1-S	1	1
20 BUHQ1-S	1 1/4	1 1/4
24 BUHQ1-S	1 1/2	1 1/2
32 BUHQ1-S	2	2

## LOHQ2

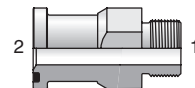
Code 62 Flange Connector  
Code 62 / ORFS



Part Number	End Size	
	1 (in.)	2 Code 62
12 LOHQ2-S	3/4	3/4
12-16 LOHQ2-S	3/4	1
16 LOHQ2-S	1	1
20 LOHQ2-S	1 1/4	1 1/4
24 LOHQ2-S	1 1/2	1 1/2

## F50HQ1

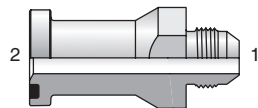
Code 61 Connector  
Code 61 / SAE-ORB



Part Number	End Size	
	1 (in.)	2 Code 61
12 F50HQ1-S	3/4	3/4
16 F50HQ1-S	1	1
20 F50HQ1-S	1 1/4	1 1/4
24 F50HQ1-S	1 1/2	1 1/2
32 F50HQ1-S	2	2

## XHQ1

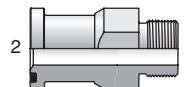
Code 61 Flange Connector  
Code 61 / 37° Flare



Part Number	End Size	
	1 (in.)	2 Code 61
12 XHQ1-S	3/4	3/4
16 XHQ1-S	1	1
20 XHQ1-S	1 1/4	1 1/4
24 XHQ1-S	1 1/2	1 1/2
32 XHQ1-S	2	2

## F50HQ2

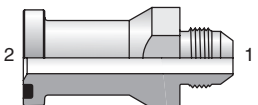
Code 62 Connector  
Code 62 / SAE-ORB



Part Number	End Size	
	1 (in.)	2 Code 62
12 F50HQ2-S	3/4	3/4
16 F50HQ2-S	1	1
20 F50HQ2-S	1 1/4	1 1/4
24 F50HQ2-S	1 1/2	1 1/2
32 F50HQ2-S	2	2

## XHQ2

Code 62 Flange Connector  
Code 62 / 37° Flare



Part Number	End Size	
	1 (in.)	2 Code 62
12 XHQ2-S	3/4	3/4
16 XHQ2-S	1	1
20 XHQ2-S	1 1/4	1 1/4
24 XHQ2-S	1 1/2	1 1/2

Part numbers shown are for steel. Other material options available. Go to [www.parker.com](http://www.parker.com) for details.  
Dimensions and pressures are for reference only and are subject to change.

### B3HQ

Braze Flange Head Connector, Tube  
Tube Braze Socket\* / Code 61/62  
Flange Head

\* For clearance brazing

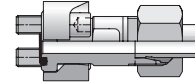


O-ring Face    Flat Face

Part Number		Flange Size (in.)	Tube OD (in.)
O-Ring Face	Flat Face		
<b>Tube Braze Socket / Code 61 Flange Head</b>			
8B3HQ1SX	8B3HQ1NSX	0.50	1/2
10-8B3HQ1SX	10-8B3HQ1NSX	0.50	5/8
12B3HQ1SX	12B3HQ1NSX	0.75	3/4
16-12B3HQ1SX	16-12B3HQ1NSX	0.75	1
16B3HQ1SX	16B3HQ1NSX	1.00	1
20-16B3HQ1SX	20-16B3HQ1NSX	1.00	1 1/4
20B3HQ1SX	20B3HQ1NSX	1.25	1 1/4
24-20B3HQ1SX	24-20B3HQ1NSX	1.25	1 1/2
24B3HQ1SX	24B3HQ1NSX	1.50	1 1/2
28-24B3HQ1SX	28-24B3HQ1NSX	1.50	1 3/4
32B3HQ1SX	32B3HQ1NSX	2.00	2
36-32B3HQ1SX	36-32B3HQ1NSX	2.00	2 1/4
40B3HQ1SX	40B3HQ1NSX	2.50	2 1/2
44-40B3HQ1SX	44-40B3HQ1NSX	2.50	2 3/4
48B3HQ1SX	48B3HQ1NSX	3.00	3
<b>Tube Braze Socket / Code 62 Flange Head</b>			
12B3HQ2SX	12B3HQ2NSX	0.75	3/4
16-12B3HQ2SX	16-12B3HQ2NSX	0.75	1
16B3HQ2SX	16B3HQ2NSX	1.00	1
20-16B3HQ2SX	20-16B3HQ2NSX	1.00	1 1/4
20B3HQ2SX	20B3HQ2NSX	1.25	1 1/4
24-20B3HQ2SX	24-20B3HQ2NSX	1.25	1 1/2
24B3HQ2SX	24B3HQ2NSX	1.50	1 1/2
28-24B3HQ2SX	28-24B3HQ2NSX	1.50	1 3/4
32B3HQ2SX	32B3HQ2NSX	2.00	2
36-32B3HQ2SX	36-32B3HQ2NSX	2.00	2 1/4

### GFS

SAE Flange Connector –  
Standard Series  
Code 61 & 62 / Metric Flareless



Part Number	Size (in.)	Tube OD (mm)	M Thread
<b>SAE Flange Connections – Code 61 – Standard Series</b>			
GFS32/15LCF	1/2	15L	M22 x 1.5
GFS32/16SCF	1/2	16S	M24 x 1.5
GFS33/18LCF	3/4	18L	M26 x 1.5
GFS33/22LCF	3/4	22L	M30 x 2
GFS33/20SCF	3/4	20S	M30 x 2
GFS33/25SCF	3/4	25S	M36 x 2
GFS34/28LCF	1	28L	M36 x 2
GFS34/30SCF	1	30S	M42 x 2
GFS35/35LCF	1 1/4	35L	M45 x 2
GFS35/25SCF	1 1/4	25S	M36 x 2
GFS35/30SCF	1 1/4	30S	M42 x 2
GFS35/38SCF	1 1/4	38S	M52 x 2
GFS36/42LCF	1 1/2	42L	M52 x 2
GFS36/38SCF	1 1/2	38S	M52 x 2
<b>SAE Flange Connections – Code 62 – High Pressure Series</b>			
GFS62/16SCF	1/2	16S	M24 x 1.5
GFS63/16SCF	3/4	16S	M24 x 1.5
GFS63/20SCF	3/4	20S	M30 x 2
GFS63/25SCF	3/4	25S	M36 x 2
GFS64/25SCF	1	25S	M36 x 2
GFS64/30SCF	1	30S	M42 x 2
GFS65/30SCF	1 1/4	30S	M42 x 2
GFS65/38SCF	1 1/4	38S	M52 x 2
GFS66/38SCF	1 1/2	38S	M52 x 2

EO-2 Part Number example: GFS33/18ZLCF

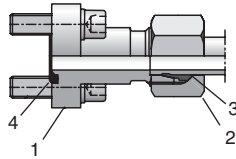
Temperature range without pressure reductions for fittings with O-ring sealing of NBR (e.g., buna N series) -35°C up to +100°C, FPM (e.g., fluorocarbon on request) -25°C up to +120°C.

Tightening torques for socket head cap screws available at [www.parker.com](http://www.parker.com).

Part numbers shown are for steel. Other material options available. Go to [www.parker.com](http://www.parker.com) for details. Dimensions and pressures are for reference only and are subject to change.

## BFG

DIN Flange / Metric Flareless  
Tube connection according to DIN 2353



Part Number	Working Pressure (bar)	Tube OD (mm)
BFG15L/LK40CF	65	15
BFG18L/LK40CF	65	18
BFG22L/LK40CF	65	22
BFG15L/LK35CF	155	15
BFG10L/LK35CF	200	10
BFG12L/LK35CF	200	12

### Unassembled BFG Fitting Components

1 Straight Body	2 Nut	3 Progressive Ring	4 O-Ring	5 Cap Screws DIN 912-8.8 (4 pcs.)	6 Spring Washer DIN 127 (4 pcs.)
BFG15L/LK40CFX	M15LCFX	DPR15LCFX	OR26X2.5X	M6X22	A6
BFG15L/LK40CFX	M18LCFX	DPR18LCFX	OR26X2.5X	M6X22	A6
BFG22L/LK40CFX	M22LCFX	DPR22LCFX	OR26X2.5X	M6X22	A6
BFG15L/LK35CFX	M15LCFX	DPR15LCFX	OR20X2.5X	M6X22	A6
BFG10L/LK35CFX	M10LCFX	DPR10LCFX	OR20X2.5X	M6X22	A6
BFG12L/LK35CFX	M12LCFX	DPR12LCFX	OR20X2.5X	M6X22	A6

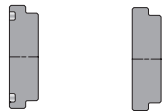
EO-2 Part Number example: BFG15ZL/LK40CF

Temperature range without pressure reductions for fittings with O-ring sealing of NBR (e.g., buna N series) -35°C up to +100°C, FPM (e.g., fluorocarbon on request) -25°C up to 120°C.

Tightening torques for socket head cap screws available at [www.parker.com](http://www.parker.com).

## P

Flange Head Plug  
Code 61/62 Flange Head Plug

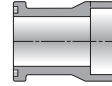


O-ring Face Flat Face

Part Number		Flange Size (in.)
O-Ring Face	Flat Face	
<b>Code 61 Flange head Plug</b>		
8PQ1SX	8PQ1NSX	0.50
12PQ1SX	12PQ1NSX	0.75
16PQ1SX	16PQ1NSX	1.00
20PQ1SX	20PQ1NSX	1.25
24PQ1SX	24PQ1NSX	1.50
32PQ1SX	32PQ1NSX	2.00
40PQ1SX	40PQ1NSX	2.50
48PQ1SX	48PQ1NSX	3.00
<b>Code 62 Flange Head Plug</b>		
12PQ2SX	12PQ2NSX	0.75
16PQ2SX	16PQ2NSX	1.00
20PQ2SX	20PQ2NSX	1.25
24PQ2SX	24PQ2NSX	1.50
32PQ2SX	32PQ2NSX	2.00

## W7HQ

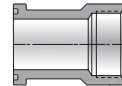
Weld Socket Flange Connector, Pipe  
Extended Weld Socket, Pipe /  
Code 61 or 62 Flange Head



Part Number	Pipe Size (in.)	Flange Size (in.)
<b>Extended Weld Socket, Pipe / Code 61 Flange Head</b>		
12W7HQ1SX	3/4	0.75
16W7HQ1SX	1	1.00
20W7HQ1SX	1 1/4	1.25
24W7HQ1SX	1 1/2	1.50
32W7HQ1SX	2	2.00
<b>Extended Weld Socket, Pipe / Code 62 Flange Head</b>		
16W7HQ2SX	1	1.00
20W7HQ2SX	1 1/4	1.25
24W7HQ2SX	1 1/2	1.50
32W7HQ2SX	2	2.00

## GHQ / G5HQ

Threaded Port Flange Adapter  
NPTF or SAE Port / Code 61  
Flange Head



### GHQ

Part Number	PT Port Thread NPTF	Flange Size (in.)
<b>NPTF Port / Code 61 Flange Head</b>		
12GHQ1SX	3/4-14	0.75
16GHQ1SX	1-11 1/2	1.00
20GHQ1SX	1 1/4-11 1/2	1.25
24GHQ1SX	1 1/2-11 1/2	1.50
32GHQ1SX	2-11 1/2	2.00

### G5HQ


Part Number	T5 Port Thread UN-2B	SAE Port Dash Size	Flange Size (in.)
<b>SAE Port / Code 61 Flange Head</b>			
12G5HQ1SX	1 1/6-12	12	0.75
16G5HQ1SX	1 5/16-12	15	1.00
20G5HQ1SX	1 5/8-12	20	1.25
24G5HQ1SX	1 7/8-12	24	1.50
32G5HQ1SX	2 1/2-12	32	2.00

Part numbers shown are for steel. Other material options available. Go to [www.parker.com](http://www.parker.com) for details.  
Dimensions and pressures are for reference only and are subject to change.



## WB1HQ1 / WB3HQ1 / WB5HQ1

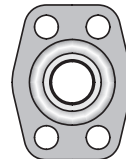
Code 61 Weld Butt Flange Connector, Pipe  
Schedule 40, 80 or 160 Weld Butt /  
Code 61 Flange Head



Weld Butt Flange Connection Type	Part Number		Pipe Size (in.)	Flange Size (in.)
	O-Ring Face	Flat Face		
<b>Schedule 40 Weld Butt / Code 61 Flange Head</b>				
WB1HQ1 For Schedule 40 pipe	8WB1HQ1SX	8WB1HQ1NSX	1/2	0.50
	12WB1HQ1SX	12WB1HQ1NSX	3/4	0.75
	16WB1HQ1SX	16WB1HQ1NSX	1	1.00
	20WB1HQ1SX	20WB1HQ1NSX	1 1/4	1.25
	24WB1HQ1SX	24WB1HQ1NSX	1 1/2	1.50
	32WB1HQ1SX	32WB1HQ1NSX	2	2.00
	40WB1HQ1SX	40WB1HQ1NSX	2 1/2	2.50
	48WB1HQ1SX	48WB1HQ1NSX	3	3.00
<b>Schedule 80 Weld Butt / Code 61 Flange Head</b>				
WB3HQ1 For Schedule 80 pipe	8WB3HQ1SX	8WB3HQ1NSX	1/2	0.50
	12WB3HQ1SX	12WB3HQ1NSX	3/4	0.75
	16WB3HQ1SX	16WB3HQ1NSX	1	1.00
	20WB3HQ1SX	20WB3HQ1NSX	1 1/4	1.25
	24WB3HQ1SX	24WB3HQ1NSX	1 1/2	1.50
	32WB3HQ1SX	32WB3HQ1NSX	2	2.00
	40WB3HQ1SX	40WB3HQ1NSX	2 1/2	2.50
	48WB3HQ1SX	48WB3HQ1NSX	3	3.00
<b>Schedule 160 Weld Butt / Code 61 Flange Head</b>				
WB5HQ1 For Schedule 160 pipe	8WB5HQ1SX	8WB5HQ1NSX	1/2	0.50
	12WB5HQ1SX	12WB5HQ1NSX	3/4	0.75
	16WB5HQ1SX	16WB5HQ1NSX	1	1.00
	20WB5HQ1SX	20WB5HQ1NSX	1 1/4	1.25
	24WB5HQ1SX	24WB5HQ1NSX	1 1/2	1.50
	32WB5HQ1SX	32WB5HQ1NSX	2	2.00
	40WB5HQ1SX	40WB5HQ1NSX	2 1/2	2.50
	48WB5HQ1SX	48WB5HQ1NSX	3	3.00

## WB3HQ2 / WB5HQ2 / WB7HQ2

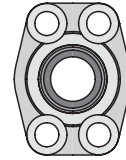
Code 62 Weld Butt Flange Connector, Pipe  
Schedule 80, 160 or XXS  
Weld Butt / Code 62 Flange Head



Weld Butt Flange Connection Type	Part Number		Pipe Size (in.)	Flange Size (in.)
	O-Ring Face	Flat Face		
<b>Schedule 80 Weld Butt / Code 62 Flange Head</b>				
WB3HQ2 For Schedule 80 pipe	12WB3HQ2SX	12WB3HQ2NSX	3/4	0.75
	16WB3HQ2SX	16WB3HQ2NSX	1	1.00
	20WB3HQ2SX	20WB3HQ2NSX	1 1/4	1.25
	24WB3HQ2SX	24WB3HQ2NSX	1 1/2	1.50
	32WB3HQ2SX	32WB3HQ2NSX	2	2.00
<b>Schedule 160 Weld Butt / Code 62 Flange Head</b>				
WB5HQ2 For Schedule 160 pipe	12WB5HQ2SX	12WB5HQ2NSX	3/4	0.75
	16WB5HQ2SX	16WB5HQ2NSX	1	1.00
	20WB5HQ2SX	20WB5HQ2NSX	1 1/4	1.25
	24WB5HQ2SX	24WB5HQ2NSX	1 1/2	1.50
	32WB5HQ2SX	32WB5HQ2NSX	2	2.00
<b>Schedule XXS Weld Butt / Code 62 Flange Head</b>				
WB7HQ2 For Schedule XXS pipe	12WB7HQ2SX	12WB7HQ2NSX	3/4	0.75
	16WB7HQ2SX	16WB7HQ2NSX	1	1.00
	20WB7HQ2SX	20WB7HQ2NSX	1 1/4	1.25
	24WB7HQ2SX	24WB7HQ2NSX	1 1/2	1.50
	32WB7HQ2SX	32WB7HQ2NSX	2	2.00

## G5Q

SAE Port Block Adapter  
SAE Port / Code 61 or 62  
Block Flange or Pad

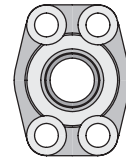


Part Number	SAE Port Dash Size	T5 Straight Thread UN-2B	Flange Size (in.)
<b>SAE Port / Code 61 Block Flange or Pad</b>			
8G5Q1BSX	8G5Q1PSX	8	3/4-16 0.50
12G5Q1BSX	12G5Q1PSX	12	1 1/16-12 0.75
16G5Q1BSX	16G5Q1PSX	16	1 5/16-12 1.00
20G5Q1BSX	20G5Q1PSX	20	1 5/8-12 1.25
24G5Q1BSX	24G5Q1PSX	24	1 7/8-12 1.50
<b>SAE Port / Code 62 Block Flange or Pad</b>			
8G5Q2BSX	8G5Q2PSX	8	3/4-16 0.50
12G5Q2BSX	12G5Q2PSX	12	1 1/16-12 0.75
16G5Q2BSX	16G5Q2PSX	16	1 5/16-12 1.00
20G5Q2BSX	20G5Q2PSX	20	1 5/8-12 1.25
24G5Q2BSX	24G5Q2PSX	24	1 7/8-12 1.50
32G5Q2BSX	32G5Q2PSX	32	2 1/2-12 2.00

To receive mounting hardware with flange, insert a "K" after the material designator. Mounting hardware kits are available for O-ring Face part numbers and include 4 bolts, 4 lock washers and an O-ring.

## GQ

NPTF Port Block Adapter  
NPTF Port / Code 61 or 62  
Block Flange or Pad



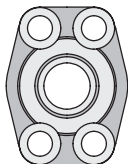
Part Number	PT Port Thread NPTF	Flange Size (in.)
<b>NPTF Port / Code 61 Block Flange or Pad</b>		
8GQ1BSX	8GQ1PSX	1/2 - 14 0.50
12GQ1BSX	12GQ1PSX	3/4 - 14 0.75
16GQ1BSX	16GQ1PSX	1 - 11 1/2 1.00
20GQ1BSX	20GQ1PSX	1 1/4 - 11 1/2 1.25
24GQ1BSX	24GQ1PSX	1 1/2 - 11 1/2 1.50
32GQ1BSX	32GQ1PSX	2 - 11 1/2 2.00
40GQ1BSX	40GQ1PSX	2 1/2 - 8 2.50
48GQ1BSX	48GQ1PSX	3 1/2 - 8 3.00
<b>NPTF Port / Code 62 Block Flange or Pad</b>		
8GQ2BSX	8GQ2PSX	1/2 - 14 0.50
12GQ2BSX	12GQ2PSX	3/4 - 14 0.75
16GQ2BSX	16GQ2PSX	1 - 11 1/2 1.00
20GQ2BSX	20Q2P	1 1/4 - 11 1/2 1.25
24GQ2BSX	24GQ2PSX	1 1/2 - 11 1/2 1.50
32GQ2BSX	32GQ2PSX	2 - 11 1/2 2.00

To receive mounting hardware with flange, insert a "K" after the material designator. Mounting hardware kits are available for O-ring Face part numbers and include 4 bolts, 4 lock washers and an O-ring.

Part numbers shown are for steel. Other material options available. Go to [www.parker.com](http://www.parker.com) for details.  
Dimensions and pressures are for reference only and are subject to change.

## G4Q

BSPP Port Block Adapter  
BSPP Port / Code 61 or 62  
Block Flange or Pad

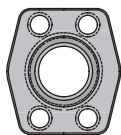


Part Number		T4 Thread	Flange Size
O-Ring Face	Flat Face	BSPP	(in.)
<b>BSPP Port / Code 61 Block Flange or Pad</b>			
8G4Q1BSX	8G4Q1PSX	1/2-14	0.50
12G4Q1BSX	12G4Q1PSX	3/4-14	0.75
16G4Q1BSX	16G4Q1PSX	1-11	1.00
20G4Q1BSX	20G4Q1PSX	1 1/4-11	1.25
24G4Q1BSX	24G4Q1PSX	1 1/2-11	1.50
32G4Q1BSX	32G4Q1PSX	2-11	2.00
<b>BSPP Port / Code 62 Block Flange or Pad</b>			
8G4Q2BSX	8G4Q2PSX	1/2-14	0.50
12G4Q2BSX	12G4Q2PSX	3/4-14	0.75
16G4Q2BSX	16G4Q2PSX	1-11	1.00
20G4Q2BSX	20G4Q2PSX	1 1/4-11	1.25
24G4Q2BSX	24G4Q2PSX	1 1/2-11	1.50
32G4Q2BSX	32G4Q2PSX	2-11	2.00

To receive mounting hardware with flange, insert a "K" after the material designator. Mounting hardware kits are available for O-ring Face part numbers and include 4 bolts, 4 lock washers and an O-ring.

## W5Q

Flat Weld Socket Block  
Connector, Pipe  
Flat Weld Socket, Pipe /  
Code 61 or 62 Block Flange or Pad



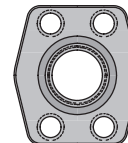
Part Number		Pipe Size	Flange Size
O-Ring Face	Flat Face	(in.)	(in.)
<b>Flat Weld Socket, Pipe / Code 61 Block or Flange Pad</b>			
8W5Q1BSX	8W5Q1PSX	1/2	0.50
12W5Q1BSX	12W5Q1PSX	3/4	0.75
16W5Q1BSX	16W5Q1PSX	1	1.00
20W5Q1BSX	20W5Q1PSX	1 1/4	1.25
24W5Q1BSX	24W5Q1PSX	1 1/2	1.50
32W5Q1BSX	32W5Q1PSX	2	2.00
40W5Q1BSX	40W5Q1PSX	2 1/2	2.50
48W5Q1BSX	48W5Q1PSX	3	3.00
56W5Q1BSX	56W5Q1PSX	3 1/2	3.50
64W5Q1BSX	64W5Q1PSX	4	4.00
80W5Q1BSX	80W5Q1PSX	5	5.00
<b>Flat Weld Socket, Pipe / Code 62 Block or Flange Pad</b>			
8W5Q2BSX	8W5Q2PSX	1/2	0.50
12W5Q2BSX	12W5Q2PSX	3/4	0.75
16W5Q2BSX	16W5Q2PSX	1	1.00
20W5Q2BSX	20W5Q2PSX	1 1/4	1.25
24W5Q2BSX	24W5Q2PSX	1 1/2	1.50
32W5Q2BSX	32W5Q2PSX	2	2.00
40W5Q2BSX <sup>1</sup>	40W5Q2PSX <sup>2</sup>	2 1/2	2.50
48W5Q2BSX <sup>1</sup>	48W5Q2PSX <sup>2</sup>	3	3.00

1) Not covered in SAE J518. Bolt hole centerline dimensions are: 2.312" x 4.875" for 40W5Q2 and 2.812" x 6.000" for 48W5Q2.

To receive mounting hardware with flange, insert a "K" after the material designator. Mounting hardware kits are available for O-ring Face part numbers and include 4 bolts, 4 lock washers and an O-ring.

## W4Q

Flat Weld Socket Block Connector, Tube  
Flat Weld Socket, Tube / Code 61 or 62  
Block Flange or Pad



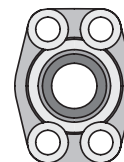
Part Number		Tube OD	Flange Size
O-Ring Face	Flat Face	(in.)	(in.)
<b>Flat Weld Socket, Tube / Code 61 Block Flange or Pad</b>			
12W4Q1BSX	12W4Q1PSX	3/4	0.75
16-12W4Q1BSX	16-12W4Q1PSX	1	0.75
16W4Q1BSX	16W4Q1PSX	1	1.00
20-16W4Q1BSX	20-16W4Q1PSX	1 1/4	1.00
20W4Q1BSX	20W4Q1PSX	1 1/4	1.25
24-20W4Q1BSX	24-20W4Q1PSX	1 1/2	1.25
24W4Q1BSX	24W4Q1PSX	1 1/2	1.50
28-24W4Q1BSX	28-24W4Q1PSX	1 3/4	1.50
32W4Q1BSX	32W4Q1PSX	2	2.00
36-32W4Q1BSX	36-32W4Q1PSX	2 1/4	2.00
<b>Flat Weld Socket, Tube / Code 62 Block Flange or Pad</b>			
12W4Q2BSX	12W4Q2PSX	3/4	0.75
16-12W4Q2BSX	16-12W4Q2PSX	1	0.75
16W4Q2BSX	16W4Q2PSX	1	1.00
20-16W4Q2BSX	20-16W4Q2PSX	1 1/4	1.00
20W4Q2BSX	20W4Q2PSX	1 1/4	1.25
24-20W4Q2BSX	24-20W4Q2PSX	1 1/5	1.25
24W4Q2BSX	24W4Q2PSX	1 1/2	1.50
28-24W4Q2BSX	28-24W4Q2PSX	1 3/4	1.50
32W4Q2BSX <sup>1</sup>	32W4Q2PSX <sup>1</sup>	2	2.00
36-32W4Q2BSX <sup>1</sup>	36-32W4Q2PSX <sup>1</sup>	2 1/4	2.00

1) Not covered in SAE J518.

To receive mounting hardware with flange, insert a "K" after the material designator. Mounting hardware kits are available for O-ring Face part numbers and include 4 bolts, 4 lock washers and an O-ring.

## W7Q

Extended Weld Socket Block  
Connector, Pipe  
Deep Weld Socket, Pipe /  
Code 61 or 62 Block Flange or Pad



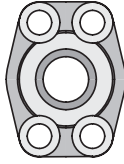
Part Number		Pipe Size	Flange Size
O-Ring Face	Flat Face	(in.)	(in.)
<b>Extended Weld Socket, Pipe / Code 61 Block Flange or Pad</b>			
12W7Q1BSX	12W7Q1PSX	3/4	0.75
16W7Q1BSX	16W7Q1PSX	1	1.00
20W7Q1BSX	20W7Q1PSX	1 1/4	1.25
24W7Q1BSX	24W7Q1PSX	1 1/2	1.50
32W7Q1BSX	32W7Q1PSX	2	2.00
40W7Q1BSX	40W7Q1PSX	2 1/2	2.50
<b>Extended Weld Socket, Pipe / Code 62 Block Flange or Pad</b>			
12W7Q2BSX	12W7Q2PSX	3/4	0.75
16W7Q2BSX	16W7Q2PSX	1	1.00
20W7Q2BSX	20W7Q2PSX	1 1/4	1.25
24W7Q2BSX	24W7Q2PSX	1 1/2	1.50
32W7Q2BSX	32W7Q2PSX	2	2.00

To receive mounting hardware with flange, insert a "K" after the material designator. Mounting hardware kits are available for O-ring Face part numbers and include 4 bolts, 4 lock washers and an O-ring.

Part numbers shown are for steel. Other material options available. Go to [www.parker.com](http://www.parker.com) for details. Dimensions and pressures are for reference only and are subject to change.

## W6Q

Extended Weld Socket Block Connector, Tube  
 Deep Weld Socket, Tube / Code 61 or 62 Block Flange or Pad

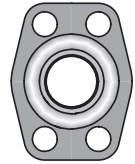


Part Number		Tube OD (in.)	Flange Size (in.)
O-Ring Face	Flat Face		
<b>Extended Weld Socket, Tube / Code 61 Block Flange or Pad</b>			
12W6Q1BSX	12W6Q1PSX	3/4	0.75
16-12W6Q1BSX	16-12W6Q1PSX	1	0.75
16W6Q1BSX	16W6Q1PSX	1	1.00
20-16W6Q1BSX	20-16W6Q1PSX	1 1/4	1.00
20W6Q1BSX	20W6Q1PSX	1 1/4	1.25
24-20W6Q1BSX	24-20W6Q1PSX	1 1/2	1.25
24W6Q1BSX	24W6Q1PSX	1 1/2	1.50
28-24W6Q1BSX	28-24W6Q1PSX	1 3/4	1.50
32W6Q1BSX	32W6Q1PSX	2	2.00
36-32W6Q1BSX	36-32W6Q1PSX	2 1/4	2.00
40W6Q1BSX	40W6Q1PSX	2 1/2	2.50
44-40W6Q1BSX	44-40W6Q1PSX	2 3/4	2.50
<b>Extended Weld Socket, Tube / Code 61 Block Flange or Pad</b>			
12W6Q2BSX	12W6Q2PSX	3/4	0.75
16-12W6Q2BSX	16-12W6Q2PSX	1	0.75
16W6Q2BSX	16W6Q2PSX	1	1.00
20-16W6Q2BSX	20-16W6Q2PSX	1 1/4	1.00
20W6Q2BSX	20W6Q2PSX	1 1/4	1.25
24-20W6Q2BSX	24-20W6Q2PSX	1 1/2	1.25
24W6Q2BSX	24W6Q2PSX	1 1/2	1.50
28-24W6Q2BSX	28-24W6Q2PSX	1 3/4	1.50
32W6Q2BSX	32W6Q2PSX	2	2.00
36-32W6Q2BSX	36-32W6Q2PSX	2 1/4	2.00

To receive mounting hardware with flange, insert a "K" after the material designator. Mounting hardware kits are available for O-ring Face part numbers and include 4 bolts, 4 lock washers and an O-ring.

## WB1Q1 / WB3Q1 / WB5Q1

Code 61 Weld Butt Block Connector, Pipe Schedule 40, 80 or 160 Weld Butt / Code 61 Block Flange or Pad

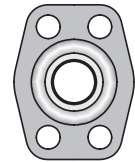


Weld Butt Block Connection Type	Part Number		Pipe Size (in.)	Flange Size (in.)
	O-Ring Face	Flat Face		
<b>Schedule 40 Weld Butt / Code 61 Block Flange or Pad</b>				
WB1Q1 For Schedule 40 pipe	12WB1Q1BSX	12WB1Q1PSX	3/4	0.75
	16WB1Q1BSX	16WB1Q1PSX	1	1.00
	20WB1Q1BSX	20WB1Q1PSX	1 1/4	1.25
	24WB1Q1BSX	24WB1Q1PSX	1 1/2	1.50
	32WB1Q1BSX	32WB1Q1PSX	2	2.00
	40WB1Q1BSX	40WB1Q1PSX	2 1/2	2.50
<b>Schedule 80 Weld Butt / Code 61 Block Flange or Pad</b>				
WB3Q1 For Schedule 80 pipe	12WB3Q1BSX	12WB3Q1PSX	3/4	0.75
	16WB3Q1BSX	16WB3Q1PSX	1	1.00
	20WB3Q1BSX	20WB3Q1PSX	1 1/4	1.25
	24WB3Q1BSX	24WB3Q1PSX	1 1/2	1.50
	32WB3Q1BSX	32WB3Q1PSX	2	2.00
	40WB3Q1BSX	40WB3Q1PSX	2 1/2	2.50
<b>Schedule 160 Weld Butt / Code 61 Block Flange or Pad</b>				
WB5Q1 For Schedule 160 pipe	12WB5Q1BSX	12WB5Q1PSX	3/4	0.75
	16WB5Q1BSX	16WB5Q1PSX	1	1.00
	20WB5Q1BSX	20WB5Q1PSX	1 1/4	1.25
	24WB5Q1BSX	24WB5Q1PSX	1 1/2	1.50
	32WB5Q1BSX	32WB5Q1PSX	2	2.00
	40WB5Q1BSX	40WB5Q1PSX	2 1/2	2.50
48WB5Q1BSX	48WB5Q1PSX	3	3.00	

To receive mounting hardware with flange, insert a "K" after the material designator. Mounting hardware kits are available for O-ring Face part numbers and include 4 bolts, 4 lock washers and an O-ring.

## WB3Q2 / WB5Q2 / WB7Q2

Code 62 Weld Butt Block Connector, Pipe Schedule 80, 160 or XXS Weld Butt / Code 62 Block Flange or Pad



Weld Butt Block Connection Type	Part Number		Pipe Size (in.)	Flange Size (in.)
	O-Ring Face	Flat Face		
<b>Schedule 80 Weld Butt / Code 62 Block Flange or Pad</b>				
WB3Q2 For Schedule 80 pipe	12WB3Q2BSX	12WB3Q2PSX	3/4	0.75
	16WB3Q2BSX	16WB3Q2PSX	1	1.00
	20WB3Q2BSX	20WB3Q2PSX	1 1/4	1.25
	24WB3Q2BSX	24WB3Q2PSX	1 1/2	1.50
<b>Schedule 160 Weld Butt / Code 62 Block Flange or Pad</b>				
WB5Q2 For Schedule 160 pipe	12WB5Q2BSX	12WB5Q2PSX	3/4	0.75
	16WB5Q2BSX	16WB5Q2PSX	1	1.00
	20WB5Q2BSX	20WB5Q2PSX	1 1/4	1.25
	24WB5Q2BSX	24WB5Q2PSX	1 1/2	1.50
<b>Schedule XXS Weld Butt / Code 62 Block Flange or Pad</b>				
WB7Q2 For Schedule XXS pipe	12WB7Q2BSX	12WB7Q2PSX	3/4	0.75
	16WB7Q2BSX	16WB7Q2PSX	1	1.00
	20WB7Q2BSX	20WB7Q2PSX	1 1/4	1.25
	24WB7Q2BSX	24WB7Q2PSX	1 1/2	1.50
32WB7Q2BSX	32WB7Q2PSX	2	2.00	

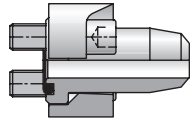
1) SAE J518 does not cover these sizes in Code 62.

To receive mounting hardware with flange, insert a "K" after the material designator. Mounting hardware kits are available for O-ring Face part numbers and include 4 bolts, 4 lock washers and an O-ring.

Part numbers shown are for steel. Other material options available. Go to [www.parker.com](http://www.parker.com) for details. Dimensions and pressures are for reference only and are subject to change.

## AS3 / AS6

SAE-Flange / Weld Butt  
For metric tube welded connection



Part Number	Size (in.)	Tube OD x Wall Thickness (mm)	Weld Nipple Body
<b>SAE Flange Connection – Code 61 – Standard Series</b>			
AS32/15X2CF	1/2	15 x 2	AS32/15X2XCF
AS32/16X3CF	1/2	16 x 3	AS32/16X3XCF
AS33/18X1.5CF	3/4	18 x 1.5	AS33/18X1.5XCF
AS33/22X2CF	3/4	22 x 2	AS33/22X2XCF
AS33/20X3CF	3/4	20 x 3	AS33/20X3XCF
AS33/25X4CF	3/4	25 x 4	AS33/25X4XCF
AS34/28X2CF	1	28 x 2	AS34/28X2XCF
AS34/30X4.5CF	1	30 x 4.5	AS34/30X4.5XCF
AS35/35X2CF	1 1/4	35 x 2	AS35/35X2XCF
AS35/25X3CF	1 1/4	25 x 3	AS35/25X3XCF
AS35/30X4CF	1 1/4	30 x 4	AS35/30X4XCF
AS35/38X5CF	1 1/4	38 x 5	AS35/38X5XCF
AS36/42X3CF	1 1/2	42 x 3	AS36/42X3XCFCF
AS36/38X4CF	1 1/2	38 x 4	AS36/38X4XCF
AS38/50X6CF	2	50 x 6	AS38/50X6XCF
AS38/65X8CF	2	65 x 8	AS38/65X8XCF
<b>SAE Flange Connection – Code 62 – High Pressure Series</b>			
AS62/16X3CF	1/2	16 x 3	AS62/16X3XCF
AS63/25X5CF	3/4	25 x 5	AS63/25X5XCF
AS64/25X5CF	1	25 x 5	AS64/25X5XCF
AS64/30X4CF	1	30 x 4	AS64/30X4XCF
AS65/30X4CF*	1 1/4	30 x 4	AS65/30X4XCF
AS65/38X5CF	1 1/4	38 x 5	AS65/38X5XCF
AS65/38X8CF*	1 1/4	38 x 8	AS65/38X8XCF
AS66/38X5CF	1 1/2	38 x 5	AS66/38X5XCF
AS66/38X8CF	1 1/2	38 x 8	AS66/38X8XCF
AS68/50X9CF	2	50 x 9	AS68/50X9XCF
AS68/65X9CF	2	65 x 8	AS68/65X8XCF

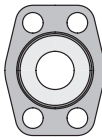
\* Identical types.

Temperature range without pressure reductions for fittings with O-ring sealing of NBR (e.g., buna N series) -35°C up to +100°C, FPM (e.g., fluorocarbon on request) -25°C up to +120°C.

Tightening torques for socket head cap screws available at [www.parker.com](http://www.parker.com).

## WBT

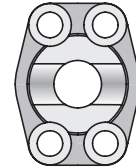
Code 61 Weld Butt Tank Adapter  
Weld Butt with Pilot /  
Code 61 Block Flange Pad



Part Number	Flange Size (in.)
12WBTQ1PS	0.75
16WBTQ1PS	1.00
20WBTQ1PS	1.25
24WBTQ1PS	1.50
32WBTQ1PS	2.00
40WBTQ1PS	2.50

## WSD

Code 61 Weld Saddle Block Connector  
Pipe or Tube Weld Saddle /  
Code 61 Block Flange or Pad

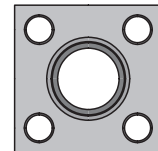


Part Number		Pipe or Tube Size (in.)	Flange Size (in.)
O-Ring Face	Flat Face		
<b>Pipe Weld Saddle / Code 61 Block Flange or Pad</b>			
12WSD1Q1BSX	12WSD1Q1PSX	3/4	0.75
16WSD1Q1BSX	16WSD1Q1PSX	1	1.00
20WSD1Q1BSX	20WSD1Q1PSX	1 1/4	1.25
24WSD1Q1BSX	24WSD1Q1PSX	1 1/2	1.50
32WSD1Q1BSX	32WSD1Q1PSX	2	2.00
<b>Tube Weld Saddle / Code 61 Block Flange or Pad</b>			
12WSD2Q1BSX	12WSD2Q1PSX	3/4	0.75
16-12WSD2Q1BSX	16-12WSD2Q1PSX	1	0.75
16WSD2Q1BSX	16WSD2Q1PSX	1	1.00
20-16WSD2Q1BSX	20-16WSD2Q1PSX	1 1/4	1.00
20WSD2Q1BSX	20WSD2Q1PSX	1 1/4	1.25
24-20WSD2Q1BSX	24-20WSD2Q1PSX	1 1/2	1.25
24WSD2Q1BSX	24WSD2Q1PSX	1 1/2	1.50
28-24WSD2Q1BSX	28-24WSD2Q1PSX	1 3/4	1.50
32WSD2Q1BSX	32WSD2Q1PSX	2	2.00
36-32WSD2Q1BSX	36-32WSD2Q1PSX	2 1/4	2.00

To receive mounting hardware with flange, insert a "K" after the material designator. Mounting hardware kits are available for O-ring Face part numbers and include 4 bolts, 4 lock washers and an O-ring.

## GQS

NPTF Port Square Block Flange Adapter  
NPTF Port / Square Block Flange or Pad



Part Number		PT Thread NPTF	Flange Size (in.)
O-Ring Face	Flat Face		
12GQSBSX	12GQSPSX	3/4-14	0.75
16GQSBSX	16GQSPSX	1-11 1/2	1.00
20GQSBSX	20GQSPSX	1 1/4-11 1/2	1.25
24GQSBSX	24GQSPSX	1 1/2-11 1/2	1.50
32GQSBSX	32GQSPSX	2-11 1/2	2.00
40GQSBSX	40GQSPSX	2 1/2-8	2.50
48GQSBSX	48GQSPSX	3-8	3.00

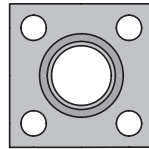
To receive mounting hardware with flange, insert a "K" after the material designator. Mounting hardware kits are available for O-ring Face part numbers and include 4 bolts, 4 lock washers and an O-ring.

Part numbers shown are for steel. Other material options available. Go to [www.parker.com](http://www.parker.com) for details. Dimensions and pressures are for reference only and are subject to change.



## W5SQS

Weld Socket Square Block Connector, Pipe  
Pipe Weld Socket / Square Block Flange  
or Pad

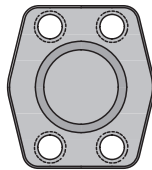


Part Number		Pipe Size (in.)	Flange Size (in.)
O-Ring Face	Flat Face		
12W5SQSBSX	12W5SQSPSX	3/4	0.75
16W5SQSBSX	16W5SQSPSX	1	1.00
20W5SQSBSX	20W5SQSPSX	1 1/4	1.25
24W5SQSBSX	24W5SQSPSX	1 1/2	1.50
32W5SQSBSX	32W5SQSPSX	2	2.00
40W5SQSBSX	40W5SQSPSX	2 1/2	2.50
48W5SQSBSX	48W5SQSPSX	3	3.00

To receive mounting hardware with flange, insert a "K" after the material designator. Mounting hardware kits are available for O-ring Face part numbers and include 4 bolts, 4 lock washers and an O-ring.

## PQ

Block Plug  
Code 61/62 Block Flange  
or Pad Plug



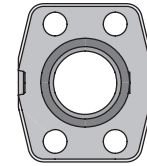
Part Number		Flange Size (in.)
O-Ring Face	Flat Face	
<b>Code 61 Block Flange or Pad Plug</b>		
8PQ1BSX	8PQ1PSX	0.50
12PQ1BSX	12PQ1PSX	0.75
16PQ1BSX	16PQ1PSX	1.00
20PQ1BSX	20PQ1PSX	1.25
24PQ1BSX	24PQ1PSX	1.50
32PQ1BSX	32PQ1PSX	2.00
40PQ1BSX	40PQ1PSX	2.50
48PQ1BSX	48PQ1PSX	3.00
56PQ1B	56PQ1PSX	3.50
64PQ1B	64PQ1PSX	4.00
<b>Code 62 Block Flange or Pad Plug</b>		
8PQ2BSX	8PQ2PSX	0.50
12PQ2BSX	12PQ2PSX	0.75
16PQ2BSX	16PQ2PSX	1.00
20PQ2BSX	20PQ2PSX	1.25
24PQ2BSX	24PQ2PSX	1.50
32PQ2BSX	32PQ2PSX	2.00
40PQ2BSX <sup>1</sup>	40PQ2PSX2	2.50
48PQ2BSX <sup>1</sup>	48PQ2PSX2	3.00

1) SAE J518 does not cover these sizes in Code 62. Bolt hole centerline dimensions are: 2.312" x 4.875" for 40PQ2 and 2.812" x 6.000" for 48PQ2.

To receive mounting hardware with flange, insert a "K" after the material designator. Mounting hardware kits are available for O-ring Face part numbers and include 4 bolts, 4 lock washers and an O-ring.

## SPGG5

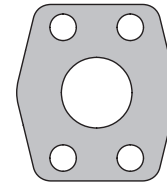
Flange Spacer with Gage Ports  
Code 61/62 Spacer with Side  
Gage Ports



Part Number	Flange Size (in.)
<b>Code 61 O-Ring Spacer</b>	
8SPGG5Q1BSX	0.50
12SPGG5Q1BSX	0.75
16SPGG5Q1BSX	1.00
20SPGG5Q1BSX	1.25
24SPGG5Q1BSX	1.50
32SPGG5Q1BSX	2.00
40SPGG5Q1BSX	2.50
48SPGG5Q1BSX	3.00
<b>Code 62 O-Ring Spacer</b>	
8SPGG5Q2BSX	0.50
12SPGG5Q2BSX	0.75
16SPGG5Q2BSX	1.00
20SPGG5Q2BSX	1.25
24SPGG5Q2BSX	1.50
32SPGG5Q2BSX	2.00

## CP

Flange Connector Plate  
Code 61/62 Flange  
Connector Plate

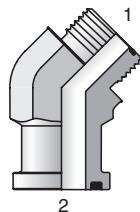


Part Number	Flange Size (in.)
<b>Code 61 Flange Connector Plate</b>	
8CP1SX	0.50
12CP1SX	0.75
16CP1SX	1.00
20CP1SX	1.25
24CP1SX	1.50
32CP1SX	2.00
40CP1SX	2.50
48CP1SX	3.00
<b>Code 62 Flange Connector Plate</b>	
12CP2SX	0.75
16CP2SX	1.00
20CP2SX	1.25
24CP2SX	1.50
32CP2SX	2.00

### LOVQ1

Code 61 Flange 45° Elbow  
Code 61 / ORFS

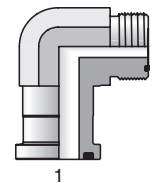
Part Number	End Size	
	1 (in.)	2 (in.)
12 LOVQ1-S	3/4	3/4
16 LOVQ1-S	1	1
20 LOVQ1-S	1 1/4	1 1/4
24 LOVQ1-S	1 1/2	1 1/2



### LOEQ1

Code 61 Flange 90° Elbow  
Code 61 / ORFS

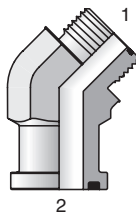
Part Number	End Size	
	1 (in.)	2 (in.)
12 LOEQ1-S	3/4	3/4
16 LOEQ1-S	1	1
20 LOEQ1-S	1 1/4	1 1/4
24 LOEQ1-S	1 1/2	1 1/2



### LOVQ2

Code 62 Flange 45° Elbow  
Code 62 / ORFS

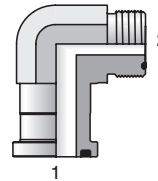
Part Number	End Size	
	1 (in.)	2 (in.)
12 LOVQ2-S	3/4	3/4
16 LOVQ2-S	1	1
20 LOVQ2-S	1 1/4	1 1/4
24 LOVQ2-S	1 1/2	1 1/2



### LOEQ2

Code 62 Flange 90° Elbow  
Code 62 / ORFS

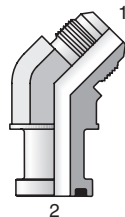
Part Number	End Size	
	1 (in.)	2 (in.)
12 LOEQ2-S	3/4	3/4
16 LOEQ2-S	1	1
20 LOEQ2-S	1 1/4	1 1/4
24 LOEQ2-S	1 1/2	1 1/2



### XVQ1

Code 61 Flange 45° Elbow  
Code 61 / 37° Flare

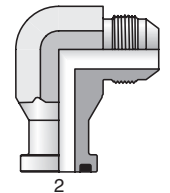
Part Number	End Size	
	1 (in.)	2 (in.)
12 XVQ1-S	3/4	3/4
16 XVQ1-S	1	1
20 XVQ1-S	1 1/4	1 1/4
24 XVQ1-S	1 1/2	1 1/2
32 XVQ1-S	2	2



### XEQ1

Code 61 Flange 90° Elbow  
Code 61 / 37° Flare

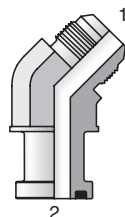
Part Number	End Size	
	1 (in.)	2 (in.)
12 XEQ1-S	3/4	3/4
16 XEQ1-S	1	1
20 XEQ1-S	1 1/4	1 1/4
24 XEQ1-S	1 1/2	1 1/2
32 XEQ1-S	2	2



### XVQ2

Code 62 Flange 45° Elbow  
Code 62 / 37° Flare

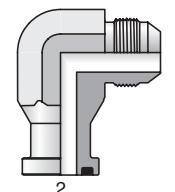
Part Number	End Size	
	1 (in.)	2 (in.)
12 XVQ2-S	3/4	3/4
16 XVQ2-S	1	1
20 XVQ2-S	1 1/4	1 1/4
24 XVQ2-S	1 1/2	1 1/2



### XEQ2

Code 62 Flange 90° Elbow  
Code 62 / 37° Flare

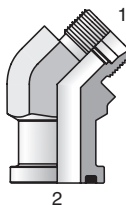
Part Number	End Size	
	1 (in.)	2 (in.)
12 XEQ2-S	3/4	3/4
16 XEQ2-S	1	1
20 XEQ2-S	1 1/4	1 1/4
24 XEQ2-S	1 1/2	1 1/2



### BUVQ1

Code 61 45° Elbow  
Code 61 / Flareless

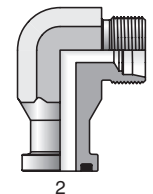
Part Number	End Size	
	1 (in.)	2 (in.)
12 BUVQ1-S	3/4	3/4
16 BUVQ1-S	1	1
20 BUVQ1-S	1 1/4	1 1/4
24 BUVQ1-S	1 1/2	1 1/2
32 BUVQ1-S	2	2



### BUEQ1

Code 61 90° Elbow  
Code 61 / Flareless

Part Number	End Size	
	1 (in.)	2 (in.)
12 BUEQ1-S	3/4	3/4
16 BUEQ1-S	1	1
20 BUEQ1-S	1 1/4	1 1/4
24 BUEQ1-S	1 1/2	1 1/2
32 BUEQ1-S	2	2

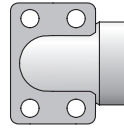


Part numbers shown are for steel. Other material options available. Go to [www.parker.com](http://www.parker.com) for details.  
Dimensions and pressures are for reference only and are subject to change.



## W7EQ

Weld Socket Block Elbow Connector, Pipe Weld Socket, Pipe / Code 61 or 62 Block Flange or Pad

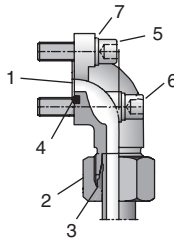


Part Number	O-Ring Face	Flat Face	Pipe Size (in.)	Flange Size (in.)
<b>Weld Socket, Pipe / Code 61 Block Flange or Pad</b>				
12W7EQ1BSX	12W7EQ1PSX		3/4	0.75
16W7EQ1BSX	16W7EQ1PSX		1	1.00
20W7EQ1BSX	20W7EQ1PSX		1 1/4	1.25
24W7EQ1BSX	24W7EQ1PSX		1 1/2	1.50
32W7EQ1BSX	32W7EQ1PSX		2	2.00
<b>Weld Socket, Pipe / Code 62 Block Flange or Pad</b>				
12W7EQ2BSX	12W7EQ2PSX		3/4	0.75
16W7EQ2BSX	16W7EQ2PSX		1	1.00
20W7EQ2BSX	20W7EQ2PSX		1 1/4	1.25
24W7EQ2BSX	24W7EQ2PSX		1 1/2	1.50

To receive mounting hardware with flange, insert a "K" after the material designator. Mounting hardware kits are available for O-ring Face part numbers and include 4 bolts, 4 lock washers and an O-ring.

## BFW

Hydraulic Flange Elbow  
DIN Flange / Metric Flareless



### Unassembled BFW Fitting Components

Part Number	End Size (mm)
BFW15L/LK40CF	15
BFW18L/LK40CF	18
BFW22L/LK40CF	22
BFW28L/LK40CF	28
BFW35L/LK40CF	35
BFW35L/LK55CF	35
BFW42L/LK55CF	42
BFW15L/LK35CF	15
BFW20S/LK55CF	20
BFW20S/LK40CF	20
BFW25S/LK55CF	25
BFW30S/LK55CF	30
BFW10L/LK35CF	10
BFW12L/LK35CF	12
BFW16S/LK35CF	16

1 Elbow Body	2 Nut	3 Progressive Ring	4 O-Ring	5 2 Cap Screws DIN 912-8.8	6 2 Cap Screws DIN 912-8.8	7 4 Spr. Washers DIN 127
BFW15L/LK40CFX	M15LCFX	DPR15LCFX	OR26X2.5X	M6X22	M6X22	A6
BFW18L/LK40CFX	M18LCFX	DPR18LCFX	OR26X2.5X	M6X22	M6X22	A6
BFW22L/LK40CFX	M22LCFX	DPR22LCFX	OR26X2.5X	M6X22	M6X22	A6
BFW28L/LK40CFX	M28LCFX	DPR28LCFX	OR26X2.5X	M6X20	M6X50	A6
BFW35L/LK40CFX	M35LCFX	DPR35LCFX	OR26X2.5X	M6X22	M6X60	A6
BFW35L/LK55CFX	M35LCFX	DPR35LCFX	OR33X2.5X	M8X25	M8X60	A8
BFW42L/LK55CFX	M42LCFX	DPR42LCFX	OR33X2.5X	M8X25	M8X70	A8
BFW15L/LK35CFX	M15LCFX	DPR15LCFX	OR20X2.5X	M6X22	M6X35	A6
BFW20S/LK55CFX	M20SCFX	DPR20SCFX	OR33X2.5X	M8X25	M8X50	A8
BFW20S/LK40CFX	M20SCFX	DPR20SCFX	OR26X2.5X	M6X22	M6X45	A6
BFW25S/LK55CFX	M25SCFX	DPR25SCFX	OR33X2.5X	M8X25	M8X55	A8
BFW30S/LK55CFX	M30SCFX	DPR20SCFX	OR33X2.5X	M8X25	M8X55	A8
BFW10L/LK35CFX	M10LCFX	DRP10LCFX	OR20X2.5X	M6X22	M6X35	A6
BFW12L/LK35CFX	M12LCFX	DPR12LCFX	OR20X2.5X	M6X22	M6X35	A6
BFW16S/LK35CFX	M16SCFX	DPR16SCFX	OR20X2.5X	M6X22	M6X40	A6
BFW20S/LK35CFX	M20SCFX	DPR20SCFX	OR20X2.5X	M6X22	M6X45	A6

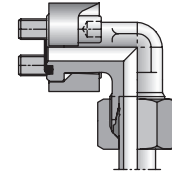
EO-2 Part Number example: BFW15ZL/LK40CF

Temperature range without pressure reductions for fittings with O-ring sealing of NBR (e.g., buna N series) -35°C up to +100°C, FPM (e.g., fluorocarbon on request) -25°C up to +120°C.

Tightening torques for socket head cap screws available at [www.parker.com](http://www.parker.com).

## WFS

SAE Flange Connection  
Code 61 & 62 / Metric Flareless



Part Number	Size (in.)	End Size (mm)	M Thread
<b>SAE Flange Connections – Code 61 – Standard Series</b>			
WFS32/15LCF	1/2	15L	M22 x 1.5
WFS32/16SCF	1/2	16S	M24 x 1.5
WFS33/18LCF	3/4	18L	M26 x 1.5
WFS33/22LCF	3/4	22L	M30 x 2
WFS33/20SCF	3/4	20S	M30 x 2
WFS33/25SCF	3/4	25S	M36 x 2
WFS34/28LCF	1	28L	M36 x 2
WFS34/30SCF	1	30S	M42 x 2
WFS35/35LCF	1 1/4	35L	M45 x 2
WFS35/25SCF	1 1/4	25S	M36 x 2
WFS35/30SCF	1 1/4	30S	M42 x 2
WFS35/38SCF	1 1/4	38S	M52 x 2
WFS36/42LCF	1 1/2	42L	M52 x 2
WFS36/38SCF	1 1/2	38S	M52 x 2
<b>SAE Flange Connections – Code 62 – High Pressure Series</b>			
WFS62/16SCF	1/2	16S	M24 x 1.5
WFS63/16SCF	3/4	16S	M24 x 1.5
WFS63/20SCF	3/4	20S	M30 x 2
WFS63/25SCF	3/4	25S	M36 x 2
WFS64/25SCF	1	25S	M36 x 2
WFS64/30SCF	1	30S	M42 x 2
WFS65/30SCF	1 1/4	30S	M42 x 2
WFS65/38SCF	1 1/4	38S	M52 x 2
WFS66/38SCF	1 1/2	38S	M52 x 2

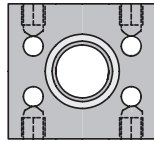
EO-2 Part Number example: WFS33/18ZLCF

Temperature range without pressure reductions for fittings with O-ring sealing of NBR (e.g., buna N series) -35°C up to +100°C, FPM (e.g., fluorocarbon on request) -25°C up to +120°C.

Tightening torques for socket head cap screws available at [www.parker.com](http://www.parker.com).

## QPQPJQ

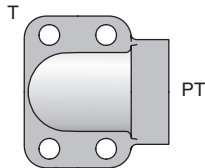
Block Junction Tee  
Code 61 or 62 Block Pads /  
Block Flange or Pad



Part Number		Flange Size (in.)
O-Ring Face	Flat Face	
<b>Code 61 Block Pads / Block Flange or Pad</b>		
12Q1PQ1PJQ1BSX	12Q1PQ1PJQ1PSX	0.75
16Q1PQ1PJQ1BSX	16Q1PQ1PJQ1PSX	1.00
20Q1PQ1PJQ1BSX	20Q1PQ1PJQ1PSX	1.25
24Q1PQ1PJQ1BSX	24Q1PQ1PJQ1PSX	1.50
32Q1PQ1PJQ1BSX	32Q1PQ1PJQ1PSX	2.00
<b>Code 62 Block Pads / Block Flange or Pad</b>		
12Q2PQ2PJQ2BSX	12Q2PQ2PJQ2PSX	0.75
16Q2PQ2PJQ2BSX	16Q2PQ2PJQ2PSX	1.00
20Q2PQ2PJQ2BSX	20Q2PQ2PJQ2PSX	1.25
24Q2PQ2PJQ2BSX	24Q2PQ2PJQ2PSX	1.50
32Q2PQ2PJQ2BSX	32Q2PQ2PJQ2PSX	2.00

## GEQ

NPTF Port Block Elbow Adapter  
NPTF / Code 61 or 62 Block  
Flange or Pad

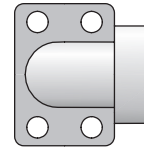


Part Number		PT Thread NPTF	Flange Size (in.)
O-Ring Face	Flat Face		
<b>NPTF Port / Code 61 Block Flange or Pad</b>			
12GEQ1BSX	12GEQ1PSX	3/4 - 14	0.75
16GEQ1BSX	16GEQ1PSX	1 - 11 1/2	1.00
20GEQ1BSX	20GEQ1PSX	1 1/4 - 11 1/2	1.25
24GEQ1BSX	24GEQ1PSX	1 1/2 - 11 1/2	1.50
32GEQ1BSX	32GEQ1PSX	2 - 11 1/2	2.00
<b>NPTF Port / Code 62 Block Flange or Pad</b>			
12GEQ2BSX	12GEQ2PSX	3/4 - 14	0.75
16GEQ2BSX	16GEQ2PSX	1 - 11 1/2	1.00
20GEQ2BSX	20GEQ2PSX	1 1/4 - 11 1/2	1.25
24GEQ2BSX	24GEQ2PSX	1 1/2 - 11 1/2	1.50

To receive mounting hardware with flange, insert a "K" after the material designator. Mounting hardware kits are available for O-ring Face part numbers and include 4 bolts, 4 lock washers and an O-ring.

## G5EQ

SAE Port Block Elbow  
SAE Port / Code 61 or 62  
Block Flange or Pad

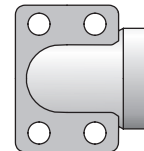


Part Number		T5 Straight Thread UN-2B	SAE Port Dash Size	Flange Size (in.)
O-Ring Face	Flat Face			
<b>SAE Port / Code 61 Block Flange or Pad</b>				
12G5EQ1BSX	12G5EQ1PSX	1-1/16-12	12	0.75
16G5EQ1BSX	16G5EQ1PSX	1-5/16-12	16	1.00
20G5EQ1BSX	20G5EQ1PSX	1-5/8-12	20	1.25
24G5EQ1BSX	24G5EQ1PSX	1-7/8-12	24	1.50
32G5EQ1BSX	32G5EQ1PSX	2-1/2-12	32	2.00
<b>SAE Port / Code 62 Block Flange or Pad</b>				
12G5EQ2BSX	12G5EQ2PSX	1-1/16-12	12	0.75
16G5EQ2BSX	16G5EQ2PSX	1-5/16-12	16	1.00
20G5EQ2BSX	20G5EQ2PSX	1-5/8-12	20	1.25
24G5EQ2BSX	24G5EQ2PSX	1-7/8-12	24	1.50

To receive mounting hardware with flange, insert a "K" after the material designator. Mounting hardware kits are available for O-ring Face part numbers and include 4 bolts, 4 lock washers and an O-ring.

## W6EQ

Weld Socket Block Elbow  
Connector, Tube  
Weld Socket, Tube / Code 61 or  
62 Block Flange or Pad

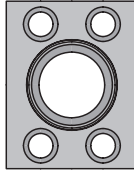


Part Number		Tube OD (in.)	Flange Size (in.)
O-Ring Face	Flat Face		
<b>Weld Socket, Tube / Code 61 Block Flange or Pad</b>			
12W6EQ1BSX	12W6EQ1PSX	3/4	0.75
16-12W6EQ1BSX	16-12W6EQ1PSX	1	0.75
16W6EQ1BSX	16W6EQ1PSX	1	1.00
20-16W6EQ1BSX	20-16W6EQ1PSX	1 1/4	1.00
20W6EQ1BSX	20W6EQ1PSX	1 1/4	1.25
24-20W6EQ1BSX	24-20W6EQ1PSX	1 1/2	1.25
24W6EQ1BSX	24W6EQ1PSX	1 1/2	1.50
28-24W6EQ1BSX	28-24W6EQ1PSX	1 3/4	1.50
32W6EQ1BSX	32W6EQ1PSX	2	2.00
36-32W6EQ1BSX	36-32W6EQ1PSX	2 1/4	2.00
<b>Weld Socket, Tube / Code 62 Block Flange or Pad</b>			
12W6EQ2BSX	12W6EQ2PSX	3/4	0.75
16-12W6EQ2BSX	16-12W6EQ2PSX	1	0.75
16W6EQ2BSX	16W6EQ2PSX	1	1.00
20-16W6EQ2BSX	20-16W6EQ2PSX	1 1/4	1.00
20W6EQ2BSX	20W6EQ2PSX	1 1/4	1.25
24-20W6EQ2BSX	24-20W6EQ2PSX	1 1/2	1.25
24W6EQ2BSX	24W6EQ2PSX	1 1/2	1.50
28-24W6EQ2BSX	28-24W6EQ2PSX	1 3/4	1.50

To receive mounting hardware with flange, insert a "K" after the material designator. Mounting hardware kits are available for O-ring Face part numbers and include 4 bolts, 4 lock washers and an O-ring.

## G5Q – Stainless Steel

SAE Port Block Flange Adapter  
SAE Port / Code 61 or 62 Block Flange



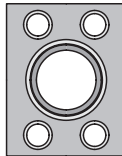
Part Number		SAE Port Dash Size	Flange Size (in.)	T5 Straight Thread UN-2B
O-Ring Face	Flat Face			
<b>SAE Port / Code 61 Block Flange</b>				
8G5Q1BSS	*	8	0.50	3/4-16
12G5Q1BSS	*	12	0.75	1 1/16-12
16G5Q1BSS	*	16	1.00	1 5/16-12
20G5Q1BSS	*	20	1.25	1 5/8-12
24G5Q1BSS	*	24	1.50	1 7/8-12
32G5Q1BSS	*	32	2.00	2 1/2-12
<b>SAE Port / Code 62 Block Flange</b>				
8G5Q2BSS	*	8	0.50	3/4-16
12G5Q2BSS	*	12	0.75	1 1/16-12
16G5Q2BSS	*	16	1.00	1 5/16-12
20G5Q2BSS	*	20	1.25	1 5/8-12
24G5Q2BSS	*	24	1.50	1 7/8-12
32G5Q2BSS	*	32	2.00	2 1/2-12

\* Consult factory.

To receive mounting hardware with flange, insert a "K" after the material designator. Mounting hardware kits are available for O-ring Face part numbers and include 4 bolts, 4 lock washers and an O-ring.

## GQ – Stainless Steel

NPTF Port Block Flange Adapter  
NPTF Port / Code 61 or 62 Block Flange



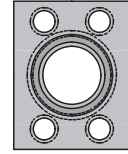
Part Number		PT Thread NPTF	Flange Size (in.)
O-Ring Face	Flat Face		
<b>NPTF Port / Code 61 Block Flange</b>			
8GQ1BSS	*	1/2-14	0.50
12GQ1BSS	*	3/4-14	0.75
16GQ1BSS	*	1-11 1/2	1.00
20GQ1BSS	*	1 1/4-11 1/2	1.25
24GQ1BSS	*	1 1/2-11 1/2	1.50
32GQ1BSS	*	2-11 1/2	2.00
40GQ1BSS	*	2 1/2-8	2.50
48GQ1BSS	*	3-8	3.00
<b>NPTF Port / Code 62 Block Flange</b>			
12GQ2BSS	*	3/4-14	0.75
16GQ2BSS	*	1-11 1/2	1.00
20GQ2BSS	*	1 1/4-11 1/2	1.25
24GQ2BSS	*	1 1/2-11 1/2	1.50
32GQ2BSS	*	2-11 1/2	2.00

\* Consult factory.

To receive mounting hardware with flange, insert a "K" after the material designator. Mounting hardware kits are available for O-ring Face part numbers and include 4 bolts, 4 lock washers and an O-ring.

## W5Q – Stainless Steel

Flat Weld Socket Block Flange Connector, Pipe  
Flat Weld Socket, Pipe / Code 61 or 62 Block Flange or Pad

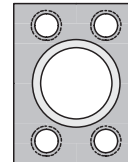


Part Number		Pipe Size (in.)	Flange Size (in.)
O-Ring Face	Flat Face		
<b>Flat Weld Socket, Pipe / Code 61 Block Flange or Pad</b>			
8W5Q1BSS	8W5Q1PSS	1/2	0.50
12W5Q1BSS	12W5Q1PSS	3/4	0.75
16W5Q1BSS	16W5Q1PSS	1	1.00
20W5Q1BSS	20W5Q1PSS	1 1/4	1.25
24W5Q1BSS	24W5Q1PSS	1 1/2	1.50
32W5Q1BSS	32W5Q1PSS	2	2.00
40W5Q1BSS	40W5Q1PSS	2 1/2	2.50
48W5Q1BSS	48W5Q1PSS	3	3.00
<b>Flat Weld Socket, Pipe / Code 62 Block Flange or Pad</b>			
8W5Q2BSS	8W5Q2PSS	1/2	0.50
12W5Q2BSS	12W5Q2PSS	3/4	0.75
16W5Q2BSS	16W5Q2PSS	1	1.00
20W5Q2BSS	20W5Q2PSS	1 1/4	1.25
24W5Q2BSS	24W5Q2PSS	1 1/2	1.50
32W5Q2BSS	32W5Q2PSS	2	2.00
40W5Q2BSS	40W5Q2PSS	2 1/2	2.50
48W5Q2BSS	48W5Q2PSS	3	3.00

To receive mounting hardware with flange, insert a "K" after the material designator. Mounting hardware kits are available for O-ring Face part numbers and include 4 bolts, 4 lock washers and an O-ring.

## PQ – Stainless Steel

Block Plug  
Code 61/62 Block Flange or Pad Plug



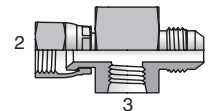
Part Number		Flange Size (in.)
O-Ring Face	Flat Face	
<b>Code 61 Block Flange or Pad Plug</b>		
8PQ1BSS	8PQ1PSS	0.50
12PQ1BSS	12PQ1PSS	0.75
16PQ1BSS	16PQ1PSS	1.00
20PQ1BSS	20PQ1PSS	1.25
24PQ1BSS	24PQ1PSS	1.50
32PQ1BSS	32PQ1PSS	2.00
40PQ1BSS	40PQ1PSS	2.50
48PQ1BSS	48PQ1PSS	3.00
<b>Code 62 Block Flange or Pad Plug</b>		
8PQ2BSS	8PQ2PSS	0.50
12PQ2BSS	12PQ2PSS	0.75
16PQ2BSS	16PQ2PSS	1.00
20PQ2BSS	20PQ2PSS	1.25
24PQ2BSS	24PQ2PSS	1.50
32PQ2BSS	32PQ2PSS	2.00
40PQ2BSS	40PQ2PSS	2.50
48PQ2BSS	48PQ2PSS	3.00

To receive mounting hardware with flange, insert a "K" after the material designator. Mounting hardware kits are available for O-ring Face part numbers and include 4 bolts, 4 lock washers and an O-ring.

## Diagnostic, Orifice, Bleed Adapters and Specialty Fittings

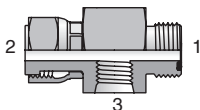
### XHX6G5TP

Gauge Port Tee  
37° Flare / 37° Swivel / SAE-ORB



### LOHL6G5TP

Gauge Port Tee  
ORFS / ORFS Swivel / SAE-ORB



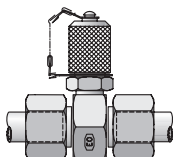
Part Number	End Size		
	1 (in.)	2 (in.)	3 UN/UNF
4-4 LOHL6G5TP-S	1/4	1/4	7/16-20
6-4 LOHL6G5TP-S	3/8	3/8	7/16-20
8-4 LOHL6G5TP-S	1/2	1/2	7/16-20
10-4 LOHL6G5TP-S	5/8	5/8	7/16-20
12-4 LOHL6G5TP-S	3/4	3/4	7/16-20
16-4 LOHL6G5TP-S	1	1	7/16-20
20-4 LOHL6G5TP-S	1 1/4	1 1/4	7/16-20
24-4 LOHL6G5TP-S	1 1/2	1 1/2	7/16-20

Part Number	End Size		
	1 (in.)	2 (in.)	3 UN/UNF
4-4 XHX6G5TP-S	1/4	1/4	7/16-20
6-4 XHX6G5TP-S	3/8	3/8	7/16-20
8-4 XHX6G5TP-S	1/2	1/2	7/16-20
10-4 XHX6G5TP-S	5/8	5/8	7/16-20
12-4 XHX6G5TP-S	3/4	3/4	7/16-20
16-4 XHX6G5TP-S	1	1	7/16-20
20-4 XHX6G5TP-S	1 1/4	1 1/4	7/16-20
24-4 XHX6G5TP-S	1 1/2	1 1/2	7/16-20

Note: Fluorocarbon O-rings are available upon request.

### GMA3

Diagnostic Tip  
EO Tube / EO Tube /  
M16 x 2.0 Integrated Tip



Part Number	End Size (mm)
<b>L Series</b>	
GMA3/06LCF	6
GMA3/08LCF	8
GMA3/10LCF	10
GMA3/12LCF	12
GMA3/15LCF	15
GMA3/18LCF	18
GMA3/22LCF	22
GMA3/28LCF	28
GMA3/35LCF	35
GMA3/42LCF	42
<b>S Series</b>	
GMA3/06SCF	6
GMA3/08SCF	8
GMA3/10SCF	10
GMA3/12SCF	12
GMA3/14SCF	14
GMA3/16SCF	16
GMA3/20SCF	20
GMA3/25SCF	25
GMA3/30SCF	30
GMA3/38SCF	38

To specify EO-2, add "Z" between tube size and series.

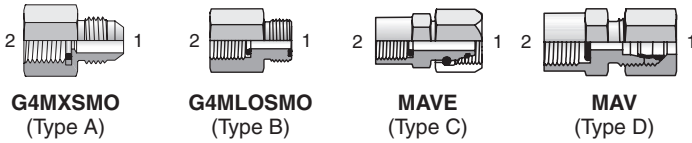
Example: GMA3/28ZLA3C

Part numbers shown are for steel. Other material options available. Go to [www.parker.com](http://www.parker.com) for details.  
Dimensions and pressures are for reference only and are subject to change.


# BSPP Diagnostic Pressure Gauge Adapters

Parker's BSPP direct-connect pressure gauge adapters are available in the most common tube/hose connections — ORFS, 37° Flare (JIC) and 24° Metric Flareless (DIN 2353). European pressure gauges often utilize BSPP threads on the pressure gauges (manometers). Sealing is achieved at the bottom of the port with a sealing washer as shown in the illustration on the right.

## BSPP Pressure Gauge Adapters



Part Number	Type	End Size	
		1 (in.)	2 BSPP
4-4G4MXSMOSCF	A	1/4	1/4-19
6G4MXSMOSCF	A	3/8	1/4-19
8-4G4MXSMOSCF	A	1/2	1/4-19
4-4G4MLOSMOSCF	B	1/4	1/4-19
6G4MLOSMOSCF	B	3/8	1/4-19
8-4G4MLOSMOSCF	B	1/2	1/4-19
		1 (mm)	2 BSPP
MAVE06LRFC	C	6	1/4-19
MAVE08LRFC	C	8	1/4-19
MAVE10LRFC	C	10	1/4-19
MAVE06SRCF	C	6	1/2-14
MAVE08SRCF	C	8	1/2-14
MAVE10SRCF	C	10	1/2-14
MAVE12SRCF	C	12	1/2-14
MAVE06SR1/4CF	C	6	1/4-19
MAVE08SR1/4CF	C	8	1/4-19
MAVE10SR1/4CF	C	10	1/4-19
MAVE12SR1/4CF	C	12	1/4-19
MAV04LLRCF	D	4	1/4-19
MAV06LRFC	D	6	1/4-19
MAV08LRFC	D	8	1/4-19
MAV10LRFC	D	10	1/4-19
MAV12LRFC	D	12	1/4-19
MAV06SRCF	D	6	1/2-14
MAV08SRCF	D	8	1/2-14
MAV10SRCF	D	10	1/2-14
MAV12SRCF	D	12	1/2-14



Note: MAV supplied as standard with PSR +M nut (EO assembled)

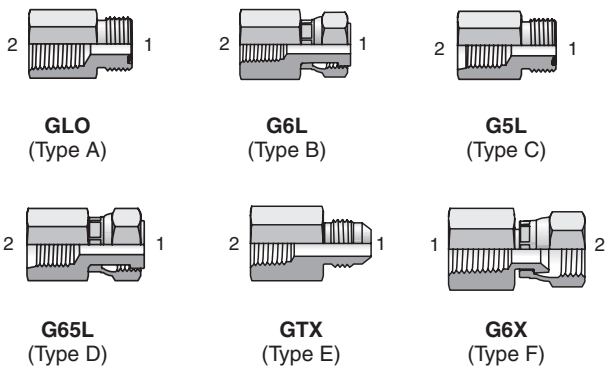
\* BSPP Pressure Gauge Connection requires seal. 1/4" replacement seal P/N: M25180.  
 \*\* BSPP Pressure Gauge Connection requires seal. 1/4" replacement seal P/N: DK11/4CFX, 1/2" replacement seal P/N: DK11/2CFX.

Part numbers shown are for steel. Other material options available. Go to [www.parker.com](http://www.parker.com) for details. Dimensions and pressures are for reference only and are subject to change.

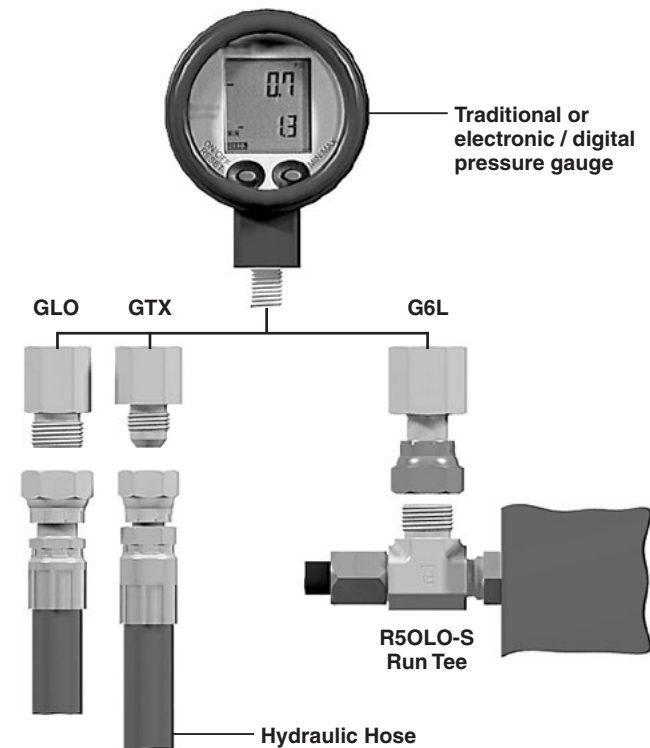
# NPT and SAE-ORB Diagnostic Pressure Gauge Adapters

Parker's NPT and SAE-ORB direct-connect pressure gauge adapters are available in the most common North American tube/hose connections — ORFS and 37° Flare (JIC). North American pressure gauge manufacturers offer gauges primarily with NPT and some with SAE-ORB port stud options. These 37° flare and ORFS connectors are designed to attach pressure gauges to hose swivel ends or directly to run / branch tees for in-line diagnostic applications as shown on the right.

## NPT / SAE Pressure Gauge Adapters



Part Number	Type	End Size	
		1 (in.)	2 NPT
4-4 GLO-S	A	1/4	1/4-18
6 GLO-S	A	3/8	1/4-18
8-4 GLO-S	A	1/2	1/4-18
4-4 G6L-S	B	1/4	1/4-18
6 G6L-S	B	3/8	1/4-18
8-4 G6L-S	B	1/2	1/4-18
UN/UNF			
4 G5LO-S	C	1/4	7/16-20
6-4 G5LO-S	C	3/8	7/16-20
8-4 G5LO-S	C	1/2	7/16-20
4 G65L-S	D	1/4	7/16-20
6-4 G65L-S	D	3/8	7/16-20
8-4 G65L-S	D	1/2	7/16-20
NPT			
2 GTX-S	E	1/8	1/8-27
3 GTX-S	E	3/16	1/8-27
4-4 GTX-S	E	1/4	1/4-18
4 GTX-S	E	1/4	1/8-27
6-2 GTX-S	E	3/8	1/8-27
6 GTX-S	E	3/8	1/4-18
8-4 GTX-S	E	1/2	1/4-18
4-4 G6X-S	F	1/4	1/4-18
4 G6X-S	F	1/4	1/8-27
6 G6X-S	F </td <td>3/8</td> <td>1/4-18</td>	3/8	1/4-18



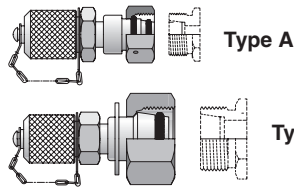
Typical applications for NPT pressure gauge adapters. Illustrations show direct hose connections and Run Tee connection.

Part numbers shown are for steel. Other material options available. Go to [www.parker.com](http://www.parker.com) for details. Dimensions and pressures are for reference only and are subject to change.



### VKA3

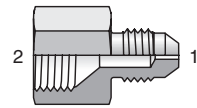
M16 x 2.0 Diagnostic Tip / EO Swivel



Part Number	Steel	Type	Tube OD (mm)	G Metric
VKA3/06LCF	A	6	M12 x 1.5	
VKA3/08LCF	A	8	M14 x 1.5	
VKA3/10LCF	A	10	M16 x 1.5	
VKA3/12LCF	A	12	M18 x 1.5	
VKA3/15LCF	B	15	M22 x 1.5	
VKA3/18LCF	B	18	M26 x 1.5	
VKA3/22LCF	B	22	M30 x 2	
VKA3/28LCF	B	28	M36 x 2	
VKA3/35LCF	B	35	M45 x 2	
VKA3/42LCF	B	42	M52 x 2	
VKA3/06SCF	A	6	M14 x 1.5	
VKA3/08SCF	A	8	M16 x 1.5	
VKA3/10SCF	A	10	M18 x 1.5	
VKA3/12SCF	A	12	M20 x 1.5	
VKA3/14SCF	B	14	M22 x 1.5	
VKA3/16SCF	B	16	M24 x 1.5	
VKA3/20SCF	B	20	M30 x 2	
VKA3/25SCF	B	25	M36 x 2	
VKA3/30SCF	B	30	M42 x 2	
VKA3/38SCF	B	38	M52 x 2	

### XHX7 Orifice

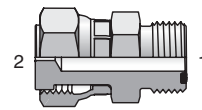
In-Line Orifice Connector  
37° Flare / Female 37° Seat



Part Number	End Size 1 & 2 (in.)
4 XHX7-S .015 Orifice	1/4
4 XHX7-S .031 Orifice	1/4
4 XHX7-S .047 Orifice	1/4
4 XHX7-S .062 Orifice	1/4
4 XHX7-S .078 Orifice	1/4
4 XHX7-S .094 Orifice	1/4
6 XHX7-S .015 Orifice	3/8
6 XHX7-S .031 Orifice	3/8
6 XHX7-S .047 Orifice	3/8
6 XHX7-S .062 Orifice	3/8
6 XHX7-S .078 Orifice	3/8
6 XHX7-S .094 Orifice	3/8
8 XHX7-S .015 Orifice	1/2
8 XHX7-S .031 Orifice	1/2
8 XHX7-S .047 Orifice	1/2
8 XHX7-S .062 Orifice	1/2
8 XHX7-S .078 Orifice	1/2
8 XHX7-S .094 Orifice	1/2

### LOHL6 Orifice

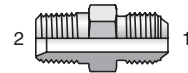
In-Line Orifice Connector  
ORFS Swivel / ORFS



Part Number	End Size 1 & 2 (in.)
4 LOHL6-S .015 Orifice	1/4
4 LOHL6-S .031 Orifice	1/4
4 LOHL6-S .047 Orifice	1/4
4 LOHL6-S .062 Orifice	1/4
4 LOHL6-S .078 Orifice	1/4
4 LOHL6-S .094 Orifice	1/4
6 LOHL6-S .015 Orifice	3/8
6 LOHL6-S .031 Orifice	3/8
6 LOHL6-S .047 Orifice	3/8
6 LOHL6-S .062 Orifice	3/8
6 LOHL6-S .078 Orifice	3/8
6 LOHL6-S .094 Orifice	3/8
8 LOHL6-S .015 Orifice	1/2
8 LOHL6-S .031 Orifice	1/2
8 LOHL6-S .047 Orifice	1/2
8 LOHL6-S .062 Orifice	1/2
8 LOHL6-S .078 Orifice	1/2
8 LOHL6-S .094 Orifice	1/2

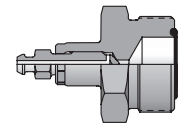
### 0109

Parker Triple Thread Fitting  
NPTF / PTT  
Mates with 32 style hose fittings

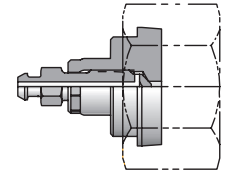


Part Number	End Size 1 (in.)	End Size 2 NPTF
0109-12-16	1 (1 5/16-14)	3/4-14
0109-16-16	1 (1 5/16-14)	1-11 1/2
0109-20-20	1 1/4 (1 5/8-14)	1 1/4-11 1/2
0109-24-24	1 1/2 (1 7/8-14)	1 1/2-11 1/2

### ORFS Bleed Adapters



PNLOBA

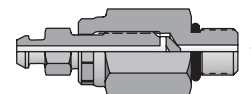


FNLBA

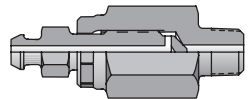
ORFS Tube Nut sold separately

Part Number	End Size 1 (in.)
4 PNLOBA-S	1/4
6 PNLOBA-S	3/8
8 PNLOBA-S	1/2
10 PNLOBA-S	5/8
12 PNLOBA-S	3/4
16 PNLOBA-S	1
20 PNLOBA-S	1 1/4
24 PNLOBA-S	1 1/2
8 FNLBA-S	1/2
10 FNLBA-S	5/8
12 FNLBA-S	3/4
16 FNLBA-S	1
20 FNLBA-S	1 1/4
24 FNLBA-S	1 1/2

### Port Bleed Adapters



4 P5ONBA



1/4 HPBA

Part Number	End Size 1
4 P5ONBA-S	7/16-20 UN/UNF-2A
1/4 HPBA-S	1/4-18 NPTF

Part numbers shown are for steel. Other material options available. Go to [www.parker.com](http://www.parker.com) for details. Dimensions and pressures are for reference only and are subject to change.

## PS Series

### Inline

Male Pipe - Female Pipe



Part Number	Port 1	Port 2
PS410102-4-4	1/4-18 NPTF	1/4-18 NPTF
PS610102-6-6	3/8-18 NPTF	3/8-18 NPTF
PS810102-8-8	1/2-14 NPTF	1/2-14 NPTF
PS1210102-12-12	3/4-14 NPTF	3/4-14 NPTF
PS1610102-16-16	1-11 1/2 NPTF	1-11 1/2 NPTF

### Inline

Male Pipe - Male 37° Flair



Part Number	Port 1	Port 2
PS410103-4-4	1/4-18 NPTF	7/16-20 UNF
PS610103-6-6	3/8-18 NPTF	9/16-18 UNF
PS810103-8-8	1/2-14 NPTF	3/4-16 UNF
PS1210103-12-12	3/4-14 NPTF	1-1/16-12 UN
PS1610103-16-16	1-11 1/2 NPTF	1-5/16-12 UN

### Inline

Male Pipe - Female 37° Flair



Part Number	Port 1	Port 2
PS410106-4-4	1/4-18 NPTF	7/16-20 UNF
PS610106-6-6	3/8-18 NPTF	9/16-18 UNF
PS810106-8-8	1/2-14 NPTF	3/4-16 UNF
PS1210106-12-12	3/4-14 NPTF	1-1/16-12 UN
PS1610106-16-16	1-11 1/2 NPTF	1-5/16-12 UN

### Inline

Male Pipe - Female SAE Straight Thread



Part Number	Port 1	Port 2
PS410110-4-4	1/4-18 NPTF	7/16-20 UNF
PS610110-6-6	3/8-18 NPTF	9/16-18 UNF
PS810110-8-8	1/2-14 NPTF	3/4-16 UNF
PS1210110-12-12	3/4-14 NPTF	1-1/16-12 UN
PS1610110-16-16	1-11 1/2 NPTF	1-5/16-20 UN

### Inline

Female Pipe - Female Pipe



Part Number	Port 1	Port 2
PS410202-4-4	1/4-18 NPTF	1/4-18 NPTF
PS610202-6-6	3/8-18 NPTF	3/8-18 NPTF
PS810202-8-8	1/2-14 NPTF	1/2-14 NPTF
PS1210202-12-12	3/4-14 NPTF	3/4-14 NPTF
PS1610202-16-16	1-11 1/2 NPTF	1-11 1/2 NPTF

### 3 Piece Design

Part Number	Port 1	Port 2
PS2410202-20-20	1 1/4-11 1/2 NPTF	1 1/4-11 1/2 NPTF
PS2410202-24-24	1 1/2-11 1/2 NPTF	1 1/2-11 1/2 NPTF
PS3210202-32-32	2-11 1/2 NPTF	2-11 1/2 NPTF

### Inline

Female Pipe - Male 37° Flare



Part Number	Port 1	Port 2
PS410203-4-4	1/4-18 NPTF	7/16-20 UNF
PS610203-6-6	3/8-18 NPTF	9/16-18 UNF
PS810203-8-8	1/2-14 NPTF	3/4-16 UNF
PS1210203-12-12	3/4-14 NPTF	1-1/16-12 UN
PS1610203-16-16	1-11 1/2 NPTF	1-5/16-12 UN

### 3 Piece Design

Part Number	Port 1	Port 2
PS2410203-20-20	1 1/4-11 1/2 NPTF	1 5/8-12 UN
PS2410203-24-24	1 1/2-11 1/2 NPTF	1 7/8-12 UN
PS3210203-32-32	2-11 1/2 NPTF	2 1/2-12 UN

### Inline

Female Pipe - Female 37° Flare



Part Number	Port 1	Port 2
PS410206-4-4	1/4-18 NPTF	7/16-20 UNF
PS610206-6-6	3/8-18 NPTF	9/16-18 UNF
PS810206-8-8	1/2-14 NPTF	3/4-16 UNF
PS1210206-12-12	3/4-14 NPTF	1-1/16-12 UN
PS1610206-16-16	1-11 1/2 NPTF	1-5/16-12 UN

### Inline

Female Pipe - Female SAE Straight Thread



Part Number	Port 1	Port 2
PS410210-4-4	1/4-18 NPTF	7/16-20 UNF
PS610210-6-6	3/8-18 NPTF	9/16-18 UNF
PS810210-8-8	1/2-14 NPTF	3/4-16 UNF
PS1210210-12-12	3/4-14 NPTF	1-1/16-12 UN
PS1610210-16-16	1-11 1/2 NPTF	1-5/16-20 UN

### Inline

Male 37° Flare - Female Pipe



Part Number	Port 1	Port 2
PS410302-4-4	7/16-20 UNF	1/4-18 NPTF
PS610302-6-6	9/16-18 UNF	3/8-18 NPTF
PS810302-8-8	3/4-16 UNF	1/2-14 NPTF
PS1210302-12-12	1-1/16-12 UN	3/4-14 NPTF
PS1610302-16-16	1-5/16-12 UN	1-11 1/2 NPTF

### 3 Piece Design

Part Number	Port 1	Port 2
PS2410302-20-20	1 5/8-12 UN	1 1/4-11 1/2 NPTF
PS2410302-24-24	1 7/8-12 UN	1 1/2-11 1/2 NPTF
PS3210302-32-32	2 1/2-12 UN	2-11 1/2 NPTF

Dimensions and pressures are for reference only and are subject to change.

### Inline

Male 37° Flare - Male 37° Flare



Part Number	Port 1	Port 2
PS410303-4-4	7/16-20 UNF	7/16-20 UNF
PS610303-6-6	9/16-18 UNF	9/16-18 UNF
PS810303-8-8	3/4-16 UNF	3/4-16 UNF
PS810303-10-10	7/8-14 UNF	7/8-14 UNF
PS1210303-12-12	1-1/16-12 UN	1-1/16-12 UN
PS1610303-16-16	1-5/16-12 UN	1-5/16-12 UN

### 3 Piece Design

Part Number	Port 1	Port 2
PS2410303-20-20	1 5/8-12 UN	1 5/8-12 UN
PS2410303-24-24	1 7/8-12 UN	1 7/8-12 UN
PS3210303-32-32	2 1/2-12 UN	2 1/2-12 UN

### Inline

Male 37° Flare - Female 37° Flare



Part Number	Port 1	Port 2
PS410306-4-4	7/16-20 UNF	7/16-20 UNF
PS610306-6-6	9/16-18 UNF	9/16-18 UNF
PS810306-8-8	3/4-16 UNF	3/4-16 UNF
PS1210306-12-12	1-1/16-12 UN	1-1/16-12 UN
PS1610306-16-16	1-5/16-12 UN	1-5/16-12 UN

### Inline

Male 37° Flare - Female SAE Straight Thread



Part Number	Port 1	Port 2
PS410310-4-4	7/16-20 UNF	7/16-20 UNF
PS610310-6-6	9/16-18 UNF	9/16-18 UNF
PS810310-8-8	3/4-16 UNF	3/4-16 UNF
PS1210310-12-12	1-1/16-12 UN	1-1/16-12 UN
PS1610310-16-16	1-5/16-12 UN	1-5/16-12 UN

### 3 Piece Design

Part Number	Port 1	Port 2
PS2410310-20-20	1 5/8-12 UN	1 5/8-12 UN
PS2410310-24-24	1 7/8-12 UN	1 7/8-12 UN
PS3210310-32-32	2 1/2-12 UN	2 1/2-12 UN

### Inline

Male SAE O-Ring Straight Thread - Female Pipe



Part Number	Port 1	Port 2
PS410502-4-4	7/16-20 UNF	1/4-18 NPTF
PS610502-6-6	9/16-18 UNF	3/8-18 NPTF
PS810502-8-8	3/4-16 UNF	1/2-14 NPTF
PS1210502-12-12	1-1/16-12 UN	3/4-14 NPTF
PS1610502-16-16	1-5/16-12 UN	1-11 1/2 NPTF

### Inline

Male SAE O-Ring Straight Thread - Male 37° Flare



Part Number	Port 1	Port 2
PS410503-4-4	7/16-20 UNF	7/16-20 UNF
PS610503-6-6	9/16-18 UNF	9/16-18 UNF
PS810503-8-8	3/4-16 UNF	3/4-16 UNF
PS810503-10-10	7/8-14 UNF	7/8-14 UNF
PS1210503-12-12	1-1/16-12 UN	1-1/16-12 UN
PS1610503-16-16	1-5/16-12 UN	1-5/16-12 UN

### Inline

Male SAE O-Ring Straight Thread - Female 37° Flare



Part Number	Port 1	Port 2
PS410506-4-4	7/16-20 UNF	7/16-20 UNF
PS610506-6-6	9/16-18 UNF	9/16-18 UNF
PS810506-8-8	3/4-16 UNF	3/4-16 UNF
PS1210506-12-12	1-1/16-12 UN	1-1/16-12 UN
PS1610506-16-16	1-5/16-12 UN	1-5/16-12 UN

### Inline

Male SAE O-Ring Straight Thread - Female SAE Straight Thread



Part Number	Port 1	Port 2
PS410510-4-4	7/16-20 UNF	7/16-20 UNF
PS610510-6-6	9/16-18 UNF	9/16-18 UNF
PS810510-8-8	3/4-16 UNF	3/4-16 UNF
PS1210510-12-12	1-1/16-12 UN	1-1/16-12 UN
PS1610510-16-16	1-5/16-12 UN	1-5/16-12 UN

### Inline

Female SAE Straight Thread - Female Pipe



Part Number	Port 1	Port 2
PS411002-4-4	7/16-20 UNF	1/4-18 NPTF
PS611002-6-6	9/16-18 UNF	3/8-18 NPTF
PS811002-8-8	3/4-16 UNF	1/2-14 NPTF
PS1211002-12-12	1-1/16-12 UN	3/4-14 NPTF
PS1611002-16-16	1-5/16-12 UN	1-11 1/2 NPTF

### Inline

Female SAE Straight Thread - Male 37° Flare



Part Number	Port 1	Port 2
PS411003-4-4	7/16-20 UNF	7/16-20 UNF
PS611003-6-6	9/16-18 UNF	9/16-18 UNF
PS811003-8-8	3/4-16 UNF	3/4-16 UNF
PS1211003-12-12	1-1/16-12 UN	1-1/16-12 UN
PS1611003-16-16	1-5/16-12 UN	1-5/16-12 UN

Dimensions and pressures are for reference only and are subject to change.

### Inline

Female SAE Straight Thread - Female 37° Flare



Part Number	Port 1	Port 2
PS411006-4-4	7/16-20 UNF	7/16-20 UNF
PS611006-6-6	9/16-18 UNF	9/16-18 UNF
PS811006-8-8	3/4-16 UNF	3/4-16 UNF
PS1211006-12-12	1-1/16-12 UN	1-1/16-12 UN
PS1611006-16-16	1-5/16-12 UN	1-5/16-12 UN

### 90°

Male Pipe - Male SAE O-Ring Straight Thread



Part Number	Port 1	Port 2
PS490105-4-4	1/4-18 NPTF	7/16-20 UNF
PS690105-6-6	3/8-18 NPTF	9/16-18 UNF
PS890105-8-8	1/2-14 NPTF	3/4-16 UNF
PS1290105-12-12	3/4-14 NPTF	1-1/16-12 UN
PS1690105-16-16	1-11 1/2 NPTF	1-5/16-12 UN

### Inline

Female SAE Straight Thread - Female SAE Straight Thread



Part Number	Port 1	Port 2
PS411010-4-4	7/16-20 UNF	7/16-20 UNF
PS611010-6-6	9/16-18 UNF	9/16-18 UNF
PS811010-8-8	3/4-16 UNF	3/4-16 UNF
PS1211010-12-12	1-1/16-12 UN	1-1/16-12 UN
PS1611010-16-16	1-5/16-12 UN	1-5/16-12 UN

### 90°

Male Pipe - Female 37° Flare



Part Number	Port 1	Port 2
PS490106-4-4	1/4-18 NPTF	7/16-20 UNF
PS690106-6-6	3/8-18 NPTF	9/16-18 UNF
PS890106-8-8	1/2-14 NPTF	3/4-16 UNF
PS1290106-12-12	3/4-14 NPTF	1-1/16-12 UN
PS1690106-16-16	1-11 1/2 NPTF	1-5/16-12 UN

### 3 Piece Design

Part Number	Port 1	Port 2
PS2411010-20-20	1 5/8-12 UN	1 5/8-12 UN
PS2411010-24-24	1 7/8-12 UN	1 7/8-12 UN
PS3211010-32-32	2 1/2-12 UN	2-1/2-12 UN

### 90°

Male Pipe - Female NPSM Pipe Swivel



Part Number	Port 1	Port 2
PS490107-4-4	1/4-18 NPTF	1/4-18 NPSM
PS690107-6-6	3/8-18 NPTF	3/8-18 NPSM
PS890107-8-8	1/2-14 NPTF	1/2-14 NPSM
PS1290107-12-12	3/4-14 NPTF	3/4-14 NPSM
PS1690107-16-16	1-11 1/2 NPTF	1-11 1/2 NPSM

### Inline

Male Seal-Lok - Male Seal-Lok



Part Number	Port 1	Port 2
PS61JMJM-6-6	11/16 - 16 UN	11/16 - 16 UN
PS81JMJM-8-8	13/16 - 16 UN	13/16 - 16 UN
PS121JMJM-12-12	1-3/16 - 12 UN	1-3/16 - 12 UN
PS161JMJM-16-16	1-7/16 - 12 UN	1-7/16 - 12 UN

### 90°

Male Pipe - Female SAE Straight Thread



Part Number	Port 1	Port 2
PS490110-4-4	1/4-18 NPTF	7/16-20 UNF
PS690110-6-6	3/8-18 NPTF	9/16-18 UNF
PS890110-8-8	1/2-14 NPTF	3/4-16 UNF
PS1290110-12-12	3/4-14 NPTF	1-1/16-12 UN
PS1690110-16-16	1-11 1/2 NPTF	1-5/16-12 UN

### 90°

Male Pipe - Female Pipe



Part Number	Port 1	Port 2
PS490102-4-4	1/4-18 NPTF	1/4-18 NPTF
PS690102-6-6	3/8-18 NPTF	3/8-18 NPTF
PS890102-8-8	1/2-14 NPTF	1/2-14 NPTF
PS1290102-12-12	3/4-14 NPTF	3/4-14 NPTF
PS1690102-16-16	1-11 1/2 NPTF	1-11 1/2 NPTF

### 90°

Male Pipe - Male 37° Flare



Part Number	Port 1	Port 2
PS490103-4-4	1/4-18 NPTF	7/16-20 UNF
PS690103-6-6	3/8-18 NPTF	9/16-18 UNF
PS890103-8-8	1/2-14 NPTF	3/4-16 UNF
PS1290103-12-12	3/4-14 NPTF	1-1/16-12 UN
PS1690103-16-16	1-11 1/2 NPTF	1-5/16-12 UN

### 90°

Male Pipe - O-Ring Face Seal



Part Number	Port 1	Port 2
PS4901JM-4-4	1/4-18 NPTF	9/16-18 UNF
PS6901JM-6-6	3/8-18 NPTF	11/16-16 UN
PS8901JM-8-8	1/2-14 NPTF	13/16-16 UN
PS12901JM-12-12	3/4-14 NPTF	1-3/16-12 UN
PS16901JM-16-16	1-11 1/2 NPTF	1-7/16-12 UN

Dimensions and pressures are for reference only and are subject to change.



[Link to Master Table of Contents](#)

[Link to Section Table of Contents](#)

### 90°

Female Pipe - Female Pipe



Part Number	Port 1	Port 2
PS490202-4-4	1/4-18 NPTF	1/4-18 NPTF
PS690202-6-6	3/8-18 NPTF	3/8-18 NPTF
PS890202-8-8	1/2-14 NPTF	1/2-14 NPTF
PS1290202-12-12	3/4-14 NPTF	3/4-14 NPTF
PS1690202-16-16	1-11 1/2 NPTF	1-11 1/2 NPTF

#### 3 Piece Design

Part Number	Port 1	Port 2
PS2490202-20-20	1 1/4-11 1/2 NPTF	1 1/4-11 1/2 NPTF
PS2490202-24-24	1 1/2-11 1/2 NPTF	1 1/2-11 1/2 NPTF
PS3290202-32-32	2 11-1/2 NPTF	2 11-1/2 NPTF

### 90°

Female Pipe - Male 37° Flare



Part Number	Port 1	Port 2
PS490203-4-4	1/4-18 NPTF	7/16-20 UNF
PS690203-6-6	3/8-18 NPTF	9/16-18 UNF
PS890203-8-8	1/2-14 NPTF	3/4-16 UNF
PS1290203-12-12	3/4-14 NPTF	1-1/16-12 UN
PS1690203-16-16	1-11 1/2 NPTF	1-5/16-12 UN

#### 3 Piece Design

Part Number	Port 1	Port 2
PS2490203-20-20	1 1/4-11 1/2 NPTF	1 5/8-12 UN
PS2490203-24-24	1 1/2-11 1/2 NPTF	1 7/8-12 UN
PS3290203-32-32	2 11-1/2 NPTF	2 1/2-12 UN

### 90°

Female Pipe - Male SAE O-Ring Straight Thread



Part Number	Port 1	Port 2
PS490205-4-4	1/4-18 NPTF	7/16-20 UNF
PS690205-6-6	3/8-18 NPTF	9/16-18 UNF
PS890205-8-8	1/2-14 NPTF	3/4-16 UNF
PS1290205-12-12	3/4-14 NPTF	1-1/16-12 UN
PS1690205-16-16	1-11 1/2 NPTF	1-5/16-12 UN

### 90°

Female Pipe - Female 37° Flare



Part Number	Port 1	Port 2
PS490206-4-4	1/4-18 NPTF	7/16-20 UNF
PS690206-6-6	3/8-18 NPTF	9/16-18 UNF
PS890206-8-8	1/2-14 NPTF	3/4-16 UNF
PS1290206-12-12	3/4-14 NPTF	1-1/16-12 UN
PS1690206-16-16	1-11 1/2 NPTF	1-5/16-12 UN

### 90°

Female Pipe - Female NPSM Pipe Swivel



Part Number	Port 1	Port 2
PS490207-4-4	1/4-18 NPTF	1/4-18 NPSM
PS690207-6-6	3/8-18 NPTF	3/8-18 NPSM
PS890207-8-8	1/2-14 NPTF	1/2-14 NPSM
PS1290207-12-12	3/4-14 NPTF	3/4-14 NPSM
PS1690207-16-16	1-11 1/2 NPTF	1-11 1/2 NPSM

### 90°

Female Pipe - Female SAE Straight Thread



Part Number	Port 1	Port 2
PS490210-4-4	1/4-18 NPTF	7/16-20 UNF
PS690210-6-6	3/8-18 NPTF	9/16-18 UNF
PS890210-8-8	1/2-14 NPTF	3/4-16 UNF
PS1290210-12-12	3/4-14 NPTF	1-1/16-12 UN
PS1690210-16-16	1-11 1/2 NPTF	1-5/16-12 UN

#### 3 Piece Design

Part Number	Port 1	Port 2
PS2490210-20-20	1 1/4-11 1/2 NPTF	1 5/8-12 UN
PS2490210-24-24	1 1/4-11 1/2 NPTF	1 5/8-12 UN
PS3290210-32-32	2 11-1/2 NPTF	2-1/2-12 UN

### 90°

Male 37° Flare - Female Pipe



Part Number	Port 1	Port 2
PS490302-4-4	7/16-20 UNF	1/4-18 NPTF
PS690302-6-6	9/16-18 UNF	3/8-18 NPTF
PS890302-8-8	3/4-16 UNF	1/2-14 NPTF
PS1290302-12-12	1-1/16-12 UN	3/4-14 NPTF
PS1690302-16-16	1-5/16-12 UN	1-11 1/2 NPTF

#### 3 Piece Design

Part Number	Port 1	Port 2
PS2490302-20-20	1 5/8-12 UN	1 1/4-11 1/2 NPTF
PS2490302-24-24	1 7/8-12 UN	1 1/2-11 1/2 NPTF
PS3290302-32-32	2 1/2-12 UN	2-11-1/2 NPTF

### 90°

Male 37° Flare - Male 37° Flare



Part Number	Port 1	Port 2
PS490303-4-4	7/16-20 UNF	7/16-20 UNF
PS690303-6-6	9/16-18 UNF	9/16-18 UNF
PS890303-8-8	3/4-16 UNF	3/4-16 UNF
PS890303-10-10	7/8-14 UNF	7/8-14 UNF
PS1290303-12-12	1-1/16-12 UN	1-1/16-12 UN
PS1690303-16-16	1-5/16-12 UN	1-5/16-12 UN

#### 3 Piece Design

Part Number	Port 1	Port 2
PS2490303-20-20	1 5/8-12 UN	1 5/8-12 UN
PS2490303-24-24	1 7/8-12 UN	1 7/8-12 UN
PS3290303-32-32	2 1/2-12 UN	2 1/2-12 UN

Dimensions and pressures are for reference only and are subject to change.



**90°**

Male 37° Flare -  
Male SAE O-Ring Straight Thread



Part Number	Port 1	Port 2
PS490305-4-4	7/16-20 UNF	7/16-20 UNF
PS690305-6-6	9/16-18 UNF	9/16-18 UNF
PS890305-8-8	3/4-16 UNF	3/4-16 UNF
PS1290305-12-12	1-1/16-12 UN	1-1/16-12 UN
PS1690305-16-16	1-5/16-12 UN	1-5/16-12 UN

**90°**

Male SAE O-Ring Straight Thread -  
Male 37° Flare



Part Number	Port 1	Port 2
PS490503-4-4	7/16-20 UNF	7/16-20 UNF
PS690503-6-6	9/16-18 UNF	9/16-18 UNF
PS890503-8-8	3/4-16 UNF	3/4-16 UNF
PS890503-10-10	7/8-14 UNF	7/8-14 UNF
PS1290503-12-12	1-1/16-12 UN	1-1/16-12 UN
PS1690503-16-16	1-5/16-12 UN	1-5/16-12 UN

**90°**

Male 37° Flare - Female 37° Flare



Part Number	Port 1	Port 2
PS490306-4-4	7/16-20 UNF	7/16-20 UNF
PS690306-6-6	9/16-18 UNF	9/16-18 UNF
PS890306-8-8	3/4-16 UNF	3/4-16 UNF
PS1290306-12-12	1-1/16-12 UN	1-1/16-12 UN
PS1690306-16-16	1-5/16-12 UN	1-5/16-12 UN

**90°**

Male SAE O-Ring Straight Thread -  
Male SAE O-Ring Straight Thread



Part Number	Port 1	Port 2
PS490505-4-4	7/16-20 UNF	7/16-20 UNF
PS690505-6-6	9/16-18 UNF	9/16-18 UNF
PS890505-8-8	3/4-16 UNF	3/4-16 UNF
PS1290505-12-12	1-1/16-12 UN	1-1/16-12 UN
PS1690505-16-16	1-5/16-12 UN	1-5/16-12 UN

**90°**

Male 37° Flare -  
Female NPSM Pipe Swivel



Part Number	Port 1	Port 2
PS490307-4-4	7/16-20 UNF	1/4-18 NPSM
PS690307-6-6	9/16-18 UNF	3/8-18 NPSM
PS890307-8-8	3/4-16 UNF	1/2-14 NPSM
PS1290307-12-12	1-1/16-12 UN	3/4-14 NPSM
PS1690307-16-16	1-5/16-12 UN	1-11/2 NPSM

**90°**

Male SAE O-Ring Straight  
Thread - Female 37° Flare



Part Number	Port 1	Port 2
PS490506-4-4	7/16-20 UNF	7/16-20 UNF
PS690506-6-6	9/16-18 UNF	9/16-18 UNF
PS890506-8-8	3/4-16 UNF	3/4-16 UNF
PS1290506-12-12	1-1/16-12 UN	1-1/16-12 UN
PS1690506-16-16	1-5/16-12 UN	1-5/16-12 UN

**90°**

Male 37° Flare -  
Female SAE Straight Thread



Part Number	Port 1	Port 2
PS490310-4-4	7/16-20 UNF	7/16-20 UNF
PS690310-6-6	9/16-18 UNF	9/16-18 UNF
PS890310-8-8	3/4-16 UNF	3/4-16 UNF
PS1290310-12-12	1-1/16-12 UN	1-1/16-12 UN
PS1690310-16-16	1-1/16-12 UN	1-1/16-12 UN

**90°**

Male SAE O-Ring Straight Thread -  
Female NPSM Pipe Swivel



Part Number	Port 1	Port 2
PS490507-4-4	7/16-20 UNF	1/4-18 NPSM
PS690507-6-6	9/16-18 UNF	3/8-18 NPSM
PS890507-8-8	3/4-16 UNF	1/2-14 NPSM
PS1290507-12-12	1-1/16-12 UN	3/4-14 NPSM
PS1690507-16-16	1-5/16-12 UN	1-11/2 NPSM

**90°**

Male SAE O-Ring Straight Thread -  
Female Pipe



Part Number	Port 1	Port 2
PS490502-4-4	7/16-20 UNF	1/4-18 NPTF
PS690502-6-6	9/16-18 UNF	3/8-18 NPTF
PS890502-8-8	3/4-16 UNF	1/2-14 NPTF
PS1290502-12-12	1-1/16-12 UN	3/4-14 NPTF
PS1690502-16-16	1-5/16-12 UN	1-11/2 NPTF

**90°**

Male SAE O-Ring Straight Thread -  
Female SAE Straight Thread



Part Number	Port 1	Port 2
PS490510-4-4	7/16-20 UNF	7/16-20 UNF
PS690510-6-6	9/16-18 UNF	9/16-18 UNF
PS890510-8-8	3/4-16 UNF	3/4-16 UNF
PS1290510-12-12	1-1/16-12 UN	1-1/16-12 UN
PS1690510-16-16	1-5/16-12 UN	1-5/16-12 UN

Dimensions and pressures are for reference only and are subject to change.





[Link to Master Table of Contents](#)

[Link to Section Table of Contents](#)

### 90°

Female SAE Straight Thread - Female Pipe



Part Number	Port 1	Port 2
PS491002-4-4	7/16-20 UNF	1/4-18 NPTF
PS691002-6-6	9/16-18 UNF	3/8-18 NPTF
PS891002-8-8	3/4-16 UNF	1/2-14 NPTF
PS1291002-12-12	1-1/16-12 UN	3/4-14 NPTF
PS1691002-16-16	1-5/16-12 UN	1-11 1/2 NPTF

### 90°

Female SAE Straight Thread - Male 37° Flare



Part Number	Port 1	Port 2
PS491003-4-4	7/16-20 UNF	7/16-20 UNF
PS691003-6-6	9/16-18 UNF	9/16-18 UNF
PS891003-8-8	3/4-16 UNF	3/4-16 UNF
PS1291003-12-12	1-1/16-12 UN	1-1/16-12 UN
PS1691003-16-16	1-5/16-12 UN	1-5/16-12 UN

### 90°

Female SAE Straight Thread - Male SAE O-Ring Straight Thread



Part Number	Port 1	Port 2
PS491005-4-4	7/16-20 UNF	7/16-20 UNF
PS691005-6-6	9/16-18 UNF	9/16-18 UNF
PS891005-8-8	3/4-16 UNF	3/4-16 UNF
PS1291005-12-12	1-1/16-12 UN	1-1/16-12 UN
PS1691005-16-16	1-5/16-12 UN	1-5/16-12 UN

### 90°

Female SAE Straight Thread - Female 37° Flare



Part Number	Port 1	Port 2
PS491006-4-4	7/16-20 UNF	7/16-20 UNF
PS691006-6-6	9/16-18 UNF	9/16-18 UNF
PS891006-8-8	3/4-16 UNF	3/4-16 UNF
PS1291006-12-12	1-1/16-12 UN	1-1/16-12 UN
PS1691006-16-16	1-5/16-12 UN	1-5/16-12 UN

### 90°

Female SAE Straight Thread - Female NPSM Pipe Swivel



Part Number	Port 1	Port 2
PS491007-4-4	7/16-20 UNF	1/4-18 NPSM
PS691007-6-6	9/16-18 UNF	3/8-18 NPSM
PS891007-8-8	3/4-16 UNF	1/2-14 NPSM
PS1291007-12-12	1-1/16-12 UN	3/4-14 NPSM
PS1691007-16-16	1-5/16-12 UN	1-11 1/2 NPSM

### 90°

Female SAE Straight Thread - Female SAE Straight Thread



Part Number	Port 1	Port 2
PS491010-4-4	7/16-20 UNF	7/16-20 UNF
PS691010-6-6	9/16-18 UNF	9/16-18 UNF
PS891010-8-8	3/4-16 UNF	3/4-16 UNF
PS1291010-12-12	1-1/16-12 UN	1-1/16-12 UN
PS1691010-16-16	1-5/16-12 UN	1-5/16-12 UN

### 3 Piece Design

Part Number	Port 1	Port 2
PS2491010-20-20	1 5/8-12 UN	1 5/8-12 UN
PS2491010-24-24	1 7/8-12 UN	1 7/8-12 UN
PS3291010-32-32	2 11-1/2 UN	2-1/2-12 UN

## PS Series Repair Kits

(In-line and 90°)

Repair Kits come complete with O-Rings, PTFE Back-Up Ring, Cap Screws, Locking Balls, Retaining Ring and grease fitting. Repair kits are suitable for both current and previous design in-line and 90° PS Series Swivels.

1/4" Swivel	3/8" Swivel	1/2" Swivel	3/4" Swivel	1" Swivel
PS4-RPR	PS6-RPR	PS8-RPR	PS12-RPR	PS16-RPR
PS4Y-RPR	PS6Y-RPR	PS8Y-RPR	PS12Y-RPR	PS16Y-RPR
PS4A-RPR	PS6A-RPR	PS8A-RPR	PS12A-RPR	PS16A-RPR
PS4W-RPR	PS6W-RPR	PS8W-RPR	PS12W-RPR	PS16W-RPR

H2C-PS = Bearing Removal Pneumatic Nipple is not included in repair kits.

## S Series

### 90°

Male Pipe - Male Pipe



Part Number	Port 1	Port 2
S2101-4-4	1/4-18 NPTF	1/4-18 NPTF
S2101-6-6	3/8-18 NPTF	3/8-18 NPTF
S2101-8-8	1/2-14 NPTF	1/2-14 NPTF
S2101-12-12	3/4-14 NPTF	3/4-14 NPTF

### 90°

Male Pipe - Female Pipe



Part Number	Port 1	Port 2
S2102-4-4	1/4-18 NPTF	1/4-18 NPTF
S2102-6-6	3/8-18 NPTF	3/8-18 NPTF
S2102-8-8	1/2-14 NPTF	1/2-14 NPTF
S2102-12-12	3/4-14 NPTF	3/4-14 NPTF

Dimensions and pressures are for reference only and are subject to change.

**90°**

Male Pipe - Male 37° Flare

Part Number	Port 1	Port 2
S2103-4-4	1/4-18 NPTF	7/16-20UNF
S2103-6-6	3/8-18 NPTF	9/16-18 UNF
S2103-8-8	1/2-14 NPTF	3/4-16 UNF
S2103-12-12	3/4-14 NPTF	1-1/16-12 UN
S2103-16-16	1-11 1/2 NPTF	1-5/16-12 UN



**90°**

Female Pipe -  
Female NPSM Pipe Swivel

Part Number	Port 1	Port 2
S2207-4-4	1/4-18 NPTF	1/4-18 NPSM
S2207-6-6	3/8-18 NPTF	3/8-18 NPSM
S2207-8-8	1/2-14 NPTF	1/2-14 NPSM
S2207-12-12	3/4-14 NPTF	3/4-14 NPSM
S2207-16-16	1-11 1/2 NPTF	1-11 1/2 NPSM



**90°**

Male Pipe - Female NPSM Pipe Swivel

Part Number	Port 1	Port 2
S2107-4-4	1/4-18 NPTF	1/4-18 NPSM
S2107-6-6	3/8-18 NPTF	3/8-18 NPSM
S2107-8-8	1/2-14 NPTF	1/2-14 NPSM
S2107-12-12	3/4-14 NPTF	3/4-14 NPSM
S2107-16-16	1-11 1/2 NPTF	1-11 1/2 NPSM



**90°**

Female Pipe -  
Female SAE Straight Thread

Part Number	Port 1	Port 2
S2210-6-6	3/8-18 NPTF	9/16-18 UNF
S2210-8-8	1/2-14 NPTF	3/4-16 UNF
S2210-12-12	3/4-14 NPTF	1-1/16-12UN



**90°**

Male Pipe -  
Female SAE Straight Thread

Part Number	Port 1	Port 2
S2110-6-6	3/8-18 NPTF	9/16-18 UNF
S2110-8-8	1/2-14 NPTF	3/4-16 UNF
S2110-12-12	3/4-14 NPTF	1-1/16-12 UN



**90°**

Male 37° Flare - Male Pipe

Part Number	Port 1	Port 2
S2301-4-4	7/16-20 UNF	1/4-18 NPTF
S2301-6-6	9/16-18 UNF	3/8-18 NPTF
S2301-8-8	3/4-16 UNF	1/2-14 NPTF
S2301-12-12	1-1/16-12 UN	3/4-14 NPTF



**90°**

Female Pipe - Male Pipe

Part Number	Port 1	Port 2
S2201-4-4	1/4-18 NPTF	1/4-18 NPTF
S2201-6-6	3/8-18 NPTF	3/8-18 NPTF
S2201-8-8	1/2-14 NPTF	1/2-14 NPTF
S2201-12-12	3/4-14 NPTF	3/4-14 NPTF



**90°**

Male 37° Flare - Female Pipe

Part Number	Port 1	Port 2
S2302-4-4	7/16-20 UNF	1/4-18 NPTF
S2302-6-6	9/16-18 UNF	3/8-18 NPTF
S2302-8-8	3/4-16 UNF	1/2-14 NPTF
S2302-12-12	1-1/16-12 UN	3/4-14 NPTF



**90°**

Female Pipe - Female Pipe

Part Number	Port 1	Port 2
S2202-4-4	1/4-18 NPTF	1/4-18 NPTF
S2202-6-6	3/8-18 NPTF	3/8-18 NPTF
S2202-8-8	1/2-14 NPTF	1/2-14 NPTF
S2202-12-12	3/4-14 NPTF	3/4-14 NPTF



**90°**

Male 37° Flare - Male 37° Flare

Part Number	Port 1	Port 2
S2303-4-4	7/16-20 UNF	7/16-20 UNF
S2303-6-6	9/16-18 UNF	9/16-18 UNF
S2303-8-8	3/4-16 UNF	3/4-16 UNF
S2303-10-10	7/8-14 UNF	7/8-14 UNF
S2303-12-12	1-1/16-12 UN	1-1/16-12 UN
S2303-16-16	1-5/16-12 UN	1-5/16-12 UN



**90°**

Female Pipe - Male 37° Flare

Part Number	Port 1	Port 2
S2203-4-4	1/4-18 NPTF	7/16-20 UNF
S2203-6-6	3/8-18 NPTF	9/16-18 UNF
S2203-8-8	1/2-14 NPTF	3/4-16 UNF
S2203-12-12	3/4-14 NPTF	1-1/16-12 UN
S2203-16-16	1-11 1/2 NPTF	1-5/16-12 UN



**90°**

Male 37° Flare -  
Female NPSM Pipe Swivel

Part Number	Port 1	Port 2
S2307-4-4	7/16-20 UNF	1/4-18 NPSM
S2307-6-6	9/16-18 UNF	3/8-18 NPSM
S2307-8-8	3/4-16 UNF	1/2-14 NPSM
S2307-12-12	1-1/16-12 UN	3/4-14 NPSM



Dimensions and pressures are for reference only and are subject to change.



[Link to Master Table of Contents](#)

[Link to Section Table of Contents](#)

**90°**

Male 37° Flare -  
Female SAE Straight Thread



Part Number	Port 1	Port 2
S2310-6-6	9/16-18 UNF	9/16-18 UNF
S2310-8-8	3/4-16 UNF	3/4-16 UNF
S2310-12-12	1-1/16-12 UN	1-1/16-12 UN

**90°**

Male SAE O-Ring Straight Thread -  
Female SAE Straight Thread



Part Number	Port 1	Port 2
S2510-6-6	9/16-18 UNF	9/16-18 UNF
S2510-8-8	3/4-16 UNF	3/4-16 UNF
S2510-12-12	1-1/16-12 UN	1-1/16-12 UN

**90°**

Male SAE O-Ring Straight Thread -  
Male Pipe



Part Number	Port 1	Port 2
S2501-6-6	9/16-18 UNF	3/8-18 NPTF
S2501-8-8	3/4-16 UNF	1/2-14 NPTF
S2501-12-12	1-1/16-12 UN	3/4-14 NPTF

**S Series Repair Kits**

Repair Kits come complete with primary O-Rings, PTFE back-up rings, external and internal dust seals, retaining ring and instruction sheet.

Nitrile Seals		EP Seals		Fluorocarbon Seals	
Kit Number	Size	Kit Number	Size	Kit Number	Size
RK-4/6N	-4/-6	RK-4/6E	-4/-6	RK-4/6V	-4/-6
RK-8N	-8/-10	RK-8E	-8/-10	RK-8V	-8/-10
RK-12N	-12	RK-12E	-12	RK-12V	-12
RK-16N	-16	RK-16E	-16	RK-16V	-16

**90°**

Male SAE O-Ring Straight Thread -  
Female Pipe



Part Number	Port 1	Port 2
S2502-6-6	9/16-18 UNF	3/8-18 NPTF
S2502-8-8	3/4-16 UNF	1/2-14 NPTF
S2502-12-12	1-1/16-12 UN	3/4-14 NPTF

**90°**

Male SAE O-Ring Straight Thread -  
Male 37° Flare



Part Number	Port 1	Port 2
S2503-6-6	9/16-18 UNF	9/16-18 UNF
S2503-8-8	3/4-16 UNF	3/4-16 UNF
S2503-10-10	7/8-14 UNF	7/8-14 UNF
S2503-12-12	1-1/16-12 UN	1-1/16-12 UN
S2503-16-16	1-5/16-12 UN	1-5/16-12 UN

**90°**

Male SAE O-Ring Straight Thread -  
Female NPSM Pipe Swivel



Part Number	Port 1	Port 2
S2507-6-6	9/16-18 UNF	3/8-18 NPSM
S2507-8-8	3/4-16 UNF	1/2-14 NPSM
S2507-12-12	1-1/16-12 UN	3/4-14 NPSM
S2507-16-16	1-5/16-12 UN	1-11 1/2 NPSM

Dimensions and pressures are for reference only and are subject to change.

